

NISSAN – MICROFICHE TO CD

B10 – 1000



1966 - 1968

B1

INTRODUCTION

INTRODUCTION

To bring better customer service and better spare parts supply, please note the following four points when referring to this Parts Catalog.

I. HOW TO USE THIS PARTS CATALOG

- A. The Publication Number of this Parts Catalog is C-053E. Whenever quoting the Parts Catalog, tell us this Pub. No. .
- B. All spare parts available for MODEL B10 series are included here.
- C. Alphabetical section index appears on page 35.
- D. Brief specifications of Model B10 series appear on page 3.
- E. Symbols and Abbreviations appear on page 12.
- F. The Car Numbers, the Engine Numbers or the Dates in the Part Name column indicate the application of the parts which were changed. The location of the car No. and the engine No. appears on page 15.
- G. Part Number Index is attached to the end of this Parts Catalog.
- H. Alphabetical index is attached to the end of this Parts Catalog.

II. HOW TO PLACE YOUR ORDERS FROM THE PARTS CATALOG
(FOR DISTRIBUTOR USE ONLY)

- A. Typewrite the spare parts which you are going to order on the given Nissan Spare Parts Order Sheet.
- B. At least the Part Numbers and the Quantity must be filled in as accurately as possible. Otherwise our computer may reject your order.
- C. In the case that you can not find the Part No. which you are going to order we shall be very glad to take care of this problem after verifying its availability. Therefore, place your order on another order sheet as a conditional order, which does not include a Ordinary order, telling us precisely the Part Name, the Place where it is attached and the Quantity - if it is a colored thing or material, attach a sample.

III. HOW TO COMPARE THE CONFIRMATION LIST AND THE PARTS CATALOG (FOR DISTRIBUTOR USE ONLY)

Although all parts contained here are in principle available for supply, if you find some parts shown in the Parts Catalog sorted F/# U on the confirmation list where the availability of your ordered parts are classified by our computer in respect to our stock control system, kindly tell us the Parts Numbers, the Pub. No. of the Parts Catalog (C-053E), and the Page. We shall be glad to inform you of the availability by the revised confirmation list as soon as possible.

IV. HOW TO ADAPT TO OUR PART NUMBER SYSTEM

In our parts supply system, the Part Number plays a key role. Therefore, you may print only the part numbers and the quantity as long as they do not cause mutual misunderstandings.

For this reason, kindly become familiar with our Part Number System which appears on page 23.

① BRIEF SPECIFICATIONS (SEDAN & VAN)

MODELS:	B10S(T)U LB10ST S. T. D.	B10(T)U LB10T Deluxe	B10S(T)FU LB10ST F S. T. D.	B10(T)FU LB10TF Deluxe	VBI0S(T)U LVBI0ST S. T. D.	VBI0(T)U LVBI0T Deluxe
	2-door sedan		4-door sedan		2-door van	
DIMENSIONS AND WEIGHT:						
Overall length	3,800 mm (149.6 in)	2,820 mm (150.4 in)	3,800 mm (149.6 in)	3,820 mm (150.4 in)	3,800 mm (149.6 in)	
Overall width	1,445 mm (56.9 in)		1,445 mm (56.9 in)		1,445 mm (56.9 in)	
Overall height	1,345 mm (53.0 in)		1,345 mm (53.0 in)		1,385 mm (54.5 in)	
Wheelbase	2,280 mm (89.8 in)		2,280 mm (89.8 in)		2,280 mm (89.8 in)	
Tread front	1,190 mm (46.9 in)		1,190 mm (46.9 in)		1,190 mm (46.9 in)	
Tread rear	1,180 mm (46.6 in)		1,180 mm (46.6 in)		1,180 mm (46.6 in)	
Vehicle weight	625 kg (1,378 lb)	645 kg (1,422 lb)	645 kg (1,422 lb)	665 kg (1,466 lb)	645 kg (1,422 lb)	665 kg (1,466 lb)
Seating & cargo capacity	5 persons		5 persons		5 persons, or 2 persons + 400 kg (882 lb)	
Min. ground clearance	160 mm (6.3 in)		160 mm (6.3 in)		170 mm (6.7 in)	
PERFORMANCE:						
Max. speed	135 km/h (84 MPH)		135 km/h (84 MPH)		130 km/h (81 MPH)	
Max. grade ability						
5th 3-speed	0.387	0.379	0.380	0.370	0.306	0.301
4-speed	0.432	0.422	0.422	0.413	0.338	0.333
Min. turning radius	4.0 m (13.1 ft)		4.0 m (13.1 ft)		4.0 m (13.1 ft)	

B4

ENGINE:

Model A10; Gasoline engine; Water-cooled four-cycle OHV; Four-cylinder in line; Bore 73 mm (2.87 in); Stroke 59 mm (2.32 in); Piston displacement 988 cc (60.3 cu.in); Max. B. H. P. 62 HP at 6,000 rpm (SAE); Max. torque 8.5 m-kp (61.5 ft-lb) at 4,000 rpm (SAE); Compression ratio 8.5:1.

FUEL SYSTEM:

"Hitachi" dual barrel down draft type carburetor; Mechanical type diaphragm pump; Paper element type air cleaner; Fuel tank capacity 35 lit (L)B10(F), 30 lit (V(L)B10)

LUBRICATION SYSTEM:

Pressure feed with full-flow type oil filter; Trochoid type pump; Oil pan capacity 2.5 lit (0.66 US gal).

IGNITION SYSTEM:

Coil and distributor with mechanical and vacuum control.

COOLING SYSTEM:

Pressurized radiator with centrifugal pump; Pellet type thermostat and fan; Cooling water capacity 4.5 lit (1.89 US gal) with heater, 3.8 lit (1.90 US gal) without heater.

ELECTRIC SYSTEM:

12 volt, 40 AH battery; 250 watt alternator with regulator; Magnetic shift starter (negative earth).

CLUTCH:

Single dry disc with diaphragm spring; Dia. 160 mm (6.3 in).

TRANSMISSION:

3 forward speeds and 1 reverse, all synchromeshed on forward gears, gear shift lever on steering column, gear ratio 1st 3.38, 2nd 1.73, 3rd 1.00 and reverse 3.64 ((V)B10(F) series); 4 forward speeds and 1 reverse, all synchromeshed on forward gears with floor gear shift lever, gear ratio 1st 3.76, 2nd 2.17, 3rd 1.40, 4th 1.00 and reverse 3.64 ((V)B10(F) series).

REAR AXLE:

Semi-floating axle, Hypoid bevel final gear; Ratio 4.111 ((L)B10(F)), 4.375 (V(L)B10)

FRONT SUSPENSION:

Independent Wishbone type with Transverse leaf spring and telescopic shock absorbers.

REAR SUSPENSION:

Longitudinal semi-elliptic leaf springs; Telescopic shock absorbers.

STEERING:

Right or left hand drive; Recirculating ball type gear; Ratio 15.0 : 1.

BRAKES:

Hydraulic; Front two-leading shoe; Rear leading and trailing shoe; Brake drum dia. 203.2 mm (8.0 in); Parking brake mechanically operated on rear wheels only.

WHEELS AND TIRES:

Steel disk wheels: 5.50-12-4PR tires ((L)B10(F)); 5.00-12-4PR front and 5.00-12-6PR rear tires (V(L)B10).

LAMPS:

Two head lamps (sealed beam) with dipping; Two parking and front turn signal lamps; Two combined stop, tail and turn signal lamps; Room lamp; Rear license lamp; Body side flashers; Back-up lamps.

INSTRUMENTS:

Speedometer; Fuel gauge; Water temperature gauge; Oil pressure warning light; Turn signal pilot light; Main beam warning light; On instrument panel, ignition and starter switch, lighting switch, choke control knob, windshield wiper switch and glove box.

BODY WORKS:

2-door sedan ((L)B10); 4-door sedan ((L)B10(F)); 2-door van (V(L)B10); Five seater with adjustable front separate seats; All steel body fully upholstered with vinyl leather; Interior rear-view mirror; Safety glass on all windows and doors; Ash trays, front and rear; Safety belt anchorage (front and rear-sedan, front only-van); Full height single lift gate (V(L)B10); Padded instrument panel.

	SEDAN		VAN	
	S. T. D.	Deluxe	S. T. D.	Deluxe
White side wall tire	Opt.	o	Opt.	o
Large wheel cap	Opt.	o	Opt.	o
Over rider	Opt.	o	Opt.	o
Double horn	x	o	x	o
Cigarette lighter	Opt.	o	Opt.	o
Windshield washer	Opt.	o	Opt.	o
Two-speed wiper	x	o	x	o
Fuel filler lid lock	o	o	o	o
Door switch	x	o	x	o
Windshield moulding	o	o	o	o
Back window moulding	o	o	o	o
Drip channel moulding	c	o	o	o
Door side moulding	x	o	x	x
Anti-sun glass	x	o	x	x
Arm rest	x	o	x	o
Carpet	Opt.	o	Opt.	o
Trunk mat (L/B10)	x	o	x	x
Rear floor mat (V/L/B10)	x	x	x	o
Front reclining seat	x	o	x	o
Back-up lamp	o	o	Opt.	o

- Opt. Optional equipment, available at extra cost.
 o Standard equipment, available at no extra cost.
 x Not available.

OPTIONAL PARTS FOR ALL MODELS:

Outside rear view mirror (on fender or door); Heater; Radio; Clock; Fog lamp; Two sunvisors; Safety belt; Steering lock (only LH drive); Passing light (only LH drive); Anti-wind-lift type wiper blades; 45 AH battery (N3 60L) for frigid areas.

② BRIEF SPECIFICATIONS (PICK-UP)

MODEL: (L)B29ST(U)

DIMENSIONS AND WEIGHT:

Overall length	3,825 mm (150.2 in.)
Overall width	1,450 mm (57.1 in.)
Overall height	1,385 mm (54.5 in.)
Wheelbase	2,280 mm (89.8 in.)
Tread, front	1,190 mm (46.9 in.)
Tread, rear	1,180 mm (46.5 in.)
Payload	500 kg (1,102 lb.)
Vehicle weight	615 kg (1,356 lb.)
Min. road clearance	170 mm (6.7 in.)
Rear body interior length	1,535 mm (60.4 in.)
Rear body interior width	1,230 mm (48.4 in.)
Rear body interior height	380 mm (15.0 in.)
Seating capacity	2 persons

PERFORMANCES:

Max. speed	130 km/h (81 mph)
Climbing ability (sin θ)	0.324
Min. turning radius	4.0 m (13.1 ft.)

ENGINE:

Model A10. Gasoline engine. Water cooled. Four-cycle. OHV. Four-cylinder in line. Bore 73 mm (2.87 in.). Stroke 59 mm (2.32 in.). Piston displacement 998 cc (60.3 cu.in.). MAX. B.H.P. 52 at 5,000 rpm (SAE). Max. torque 8.5 m·kg (61.5 ft·lb) at 4,000 rpm (SAE). Compression ratio 8.5 : 1.

FUEL SYSTEM:

"HITACHI" dual barrel down draft type carburetor. Mechanical type diaphragm pump. Paper element type air cleaner. Fuel tank capacity 30 liters (7.9 U.S. gallons).

LUBRICATION SYSTEM:

Pressure feed with full-flow type oil filter. Trochoid type pump. Oil pan capacity 2.5 liters (0.66 U.S. gallons).

IGNITION SYSTEM:

Coil and distributor with mechanical and vacuum control.

COOLING SYSTEM:

Pressurized radiator with centrifugal pump. Pellet-type thermostat and fan. Cooling water capacity 4.5 liters (1.89 U.S. gallons) with heater and 3.8 liters (1.00 U.S. gallons) without heater.

ELECTRICAL SYSTEM:

12 volt, 40 amp. hr. battery. 250 watt alternator with regulator. Magnetic shift starter (Negative earth).

B6

CLUTCH:

Single, dry disc with diaphragm spring. Diameter 160 mm (6.3 in.).

TRANSMISSION:

4 forward speeds and 1 reverse. All synchromeshed on forward gears. Floor gear shift lever. Gear ratios 1st 3.76, 2nd 2.17, 3rd 1.40, 4th 1.00 and reverse 3.64.

REAR AXLE:

Semi-floating axle. Hypoid bevel gear. Final ratio 4.375 (opt. 4.625).

FRONT SUSPENSION:

Independent wishbone type with transverse leaf springs and telescopic shock absorbers.

REAR SUSPENSION:

Longitudinal semi-elliptic leaf springs with telescopic shock absorbers.

STEERING:

Right or left hand drive. Recirculating ball type gear. Ratio 15.0 : 1.

BRAKES:

Hydraulic. Front two-leading shoe. Rear leading-trailing shoe. Brake drum diameter 203.2 mm (8 in.). Parking brake mechanically operated on rear wheels only.

WHEELS AND TIRES:

Steel disc wheels. 5.00-12-4PR front and 5.00-12-6PR rear tires.

LAMPS:

Two head lamps (sealed beam) with dipping. Two parking and front turn signal lamps. Two combined stop, tail and turn signal lamps. Room lamp. Rear license lamp. Body side flashers.

INSTRUMENTS:

Speedometer. Fuel gauge. Water temperature gauge. Oil pressure warning light. Turn signal indicators. Main beam warning light. Ignition and starter switch, lighting switch, choke control knob, windshield wiper switch.

BODY WORKS:

All steel two seater cab fully upholstered with vinyl leather. Adjustable separate seats. Interior rear view mirror. Safety glass on all windows and doors. Ash tray. Glove box. Safety belt anchorage. Spacious rear cargo body with horizontally hinged tail board. Spare tire carrier under cargo floor.

OPTIONAL EQUIPMENT:

Radio. Heater. Clock. Fog lamps. Back-up lamp. Double tone horn. Two speed wiper. Cigarette lighter. Windshield washers. Additional sunvisor. Fuel filler cap lock. Safety belts. Outside rear view mirror (on fender or door). Steering lock (only L.H. drive). Anti wind-lift type wiper blades. 45 AH battery (NS60L) for frigid areas.

③ BRIEF SPECIFICATIONS (COUPE)

MODEL: KB10U

DIMENSIONS AND WEIGHT:

Overall length	3,770 mm (148.4 in.)
Overall width	1,445 mm (56.9 in.)
Overall height	1,310 mm (51.6 in.)
Wheelbase	2,280 mm (89.8 in.)
Tread, front	1,190 mm (46.9 in.)
Tread, rear	1,180 mm (46.5 in.)
Vehicle weight	875 kg (1,488 lb.)
Minimum road clearance	170 mm (6.7 in.)

PERFORMANCE:

Max. speed	140 km/h (87 mph)
Max. grade ability (sin θ)	0.43%
Turning radius	4.0 m (13.1 ft)

ENGINE:

Model A10, Gasoline engine, Water cooled, Four-cycle, OHV, Four-cylinder in line. Bore 73 mm (2.87 in.). Stroke 59 mm (2.32 in.). Piston displacement 988cc (61 cu. in.). Max. B.H.P. 66HP at 6,000 rpm (SAE). Max. torque 9.1 m-kg (65.7 ft-lb) at 4,000 rpm (SAE) Compression ratio 9.0 : 1.

FUEL SYSTEM:

"HITACHI" dual barrel down draft type carburetor. Mechanical type diaphragm pump. Paper element type air cleaner. Fuel tank capacity 36 liters (9.5 U.S. gallons).

LUBRICATION SYSTEM:

Pressured feed with full flow type oil filter. Trochoid type pump. Oil pan capacity 2.5 liters (0.66 U.S. gallons).

IGNITION SYSTEM:

Coil and distributor with mechanical and vacuum control.

COOLING SYSTEM:

Water-cooled centrifugal pump and fan. Pellet-type thermostat. Cooling water capacity 4.5 liters (1.19 U.S. gallons) with heater and 3.8 liters (1.00 U.S. gallons) without heater.

ELECTRICAL SYSTEM:

12V-40AH battery. 250W alternator with regulator. Magnetic shift starter (Negative ground system).

CLUTCH:

Single, dry disc with diaphragm spring. Dia. 160 mm (6.3 in.).

TRANSMISSION:

4 forward speeds and 1 reverse, all synchromeshed on forward gears with floor gear shift lever, gear ratio 1st 3.76, 2nd 2.17, 3rd 1.40 4th 1.00 and reverse 3.64.

REAR AXLE:

Semi-floating axle. Hypoid bevel final gear. Gear ratio 4.111.

FRONT SUSPENSION:

Wish bone independent type with transverse spring and hydraulic double acting type shock absorbers.

REAR SPRING:

Semi elliptic leaf springs with hydraulic double acting type shock absorbers.

STEERING SYSTEM:

Eight hand drive. Recirculating ball type. Ratio 15 : 1.

BRAKES:

Hydraulic: Front two-leading shoe. Rear leading and trailing shoe. Brake drum dia: 203.2 mm (8.0 in.). Parking brake mechanically operated on rear wheels only.

WHEELS AND TIRES:

Steel disk wheels. 5.50-12-4P (front and rear).

LAMPS:

Two head lamps (sealed beam) with dipping. Two parking and front turn signal lamps. Two combined stop, tail, turn signal and back up lamps. Room lamp. Rear license lamp. Body side flashers.

INSTRUMENTS:

Speedometer. Fuel gauge. Water temperature gauge. Oil pressure warning light. On instrument panel, ignition and starter switch, lighting switch, choke control knob, windshield wiper and washer knob, trip recorder reset knob and glove box.

BODY WORKS:

Coupe: Five seater with adjustable front separate seats. All steel body fully upholstered with vinyl leather. Interior rear view mirror. Safety glass on all windows and doors. Ash trays. Safety belt anchorage. Padded instrument panel.

OPTIONAL PARTS:

Heater. Radio. Clock. Safety belt. Tachometer. Head restraint. Wood grained steering wheel. Wooden change lever knob.

EXPLANATION OF EACH COLUMN

I "S" column (preceding the KEY NO. column.)
(DISTRIBUTOR USE ONLY)

* Signifies that the part No. has been removed. In such a case, use the superseding part Nos. shown below.

..... The parts preceded by # mark are conditional order items. Place the order as specified in the Nissan Parts S.O.P..

II. KEY NO. column

..... A KEY NO. consists of three digits.
The key numbers will be changed at each revision.

III. PART NO. column

..... They are as a rule ten digits.
However, 12-digit Part Nos. may rarely appear.

IV. PART NAME column

..... PART NAME column contains not only the part name but applied Car No. or Engine No.

In the case of the annual model change, there are used the abbreviations instead of the actual car Nos..

For example, "FROM OCT-67" stands for 1968 year model and you can see the actual car No. by referring to the "Car No. and Engine No." section in the introduction.

On those pages, together with the pictures of the annual models, the abbreviations and the actual car Nos. are described.
"INC" is the abbreviation of "including".

V. Q'TY column

..... The quantity in this column shows the pieces of the part used in the section.
"AR" is the abbreviation of "As Required".

VI. SALES UNIT column (DISTRIBUTOR USE ONLY)

..... SALES UNIT column indicates the pieces which are contained in a packing box (i.e. bulk unit).
Accordingly, if you place the order for a part multiplying its sales unit, you will receive the part in a form easily to be stored into the bin (ex. Sales unit 10 make your order by 10, 20, 30).
The Sales Units which are not filled-in will be advised you through the Revised Sheets.

VII. "ICA" column

"ICA" is the abbreviation of Interchangeability.

..... The only modified parts carry this column.

..... These codes always show the relation between the part itself and the former part shown above.

"Y" is the abbreviation of Yes (i.e. Substitutive)

"N" is the abbreviation of No (i.e. Not Substitutive)

"C" is the abbreviation of Condition (i.e. Substitutive with condition)

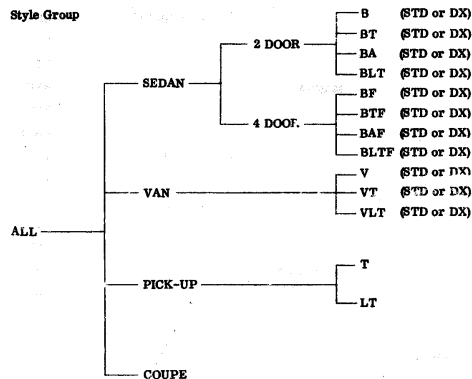
In the case of "C", the details of the condition are described in the Fig.

VIII. SYMBOLS AND ABBREVIATIONS IN THE APPLIED MODEL

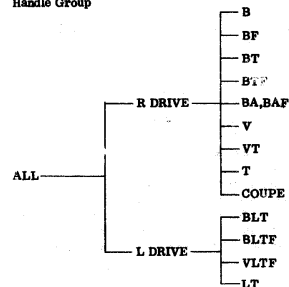
The symbols and abbreviations used in the applied model column are as follows.
These symbols are taken by each model type, equipment (i.e. Deluxe and Standard), the position of steering wheel, the transmission system, the displacement of the engine, sedan, Van, Pick-up, or Coupe and the destinations.

SYMBOLS	EXPLANATIONS
B	B10-U (right hand drive B10 2 door sedan, 3-speed.)
BT	B10-UT (right hand drive B10 2 door sedan, 4-speed.)
BA	B10-UA (right hand drive B10 2 door sedan, Automatic.)
BLT	LB10-T (left hand drive B10 2 door sedan, 4-speed.)
BF	B10-UF (right hand drive B10 4 door sedan, 3-speed.)
BTf	B10-UTf (right hand drive B10 4 door sedan, 4-speed.)
BAF	B10-UAF (right hand drive B10 4 door sedan, Automatic.)
BLTF	LB10-Tf (left hand drive B10 4 door sedan, 4-speed.)
V	VB10-U (right hand drive B10 van, 3-speed.)
VT	VB10-UT (right hand drive B10 van, 4-speed.)
VLT	VLB10-T (left hand drive B10 van, 4-speed.)
T	B20-U (right hand drive B20 pick-up 4-speed.)
TL	LB20 (Left hand drive B20 pick-up 4-speed.)
COUPE	KB10-U (right hand drive B10 coupe 4-speed)

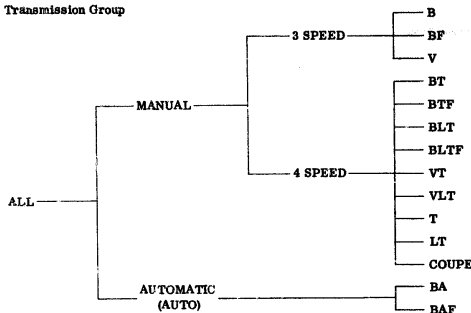
Style Group



Handle Group



Transmission Group

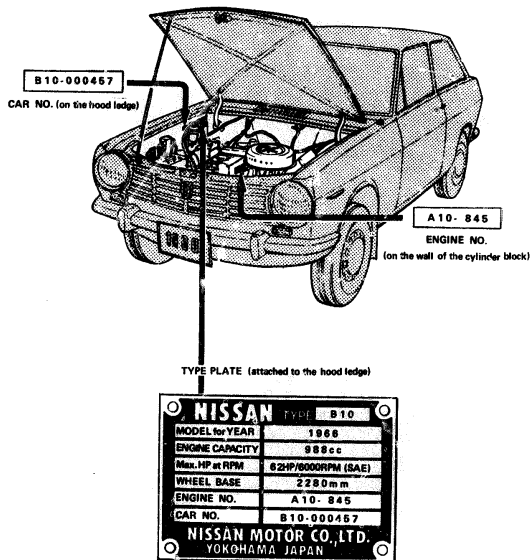


GROUP SYMBOLS

SEDAN	"SEDAN" signifies all B10 sedans.
VAN	"VAN" signifies all B10 vans.
PICK-UP	"PICK-UP" signifies all B20 pick-ups.
COUPE	"COUPE" signifies all KB10 coupes.
R DRIVE	"R DRIVE" signifies all right hand drive B10 sedans, vans, pick-ups and coupe.
L DRIVE	"L DRIVE" signifies all left hand drive B10 sedans, pick-ups and vans.
3-SPEED	"3-SPEED" signifies all B10 sedans and vans with a 3-speed transmission.
4-SPEED	"4-SPEED" signifies all B10 sedans, vans, pick-ups and coupe with a 4-speed transmission.
AUTOMATIC (or AUTO)	"AUTOMATIC" signifies all B10 sedans with an automatic transmission.
2 DOOR	"2 DOOR" signifies all B10 2 door sedans.
4 DOOR	"4 DOOR" signifies all B10 4 door sedans.
ALL	"ALL" signifies all B10 sedans, vans, pick-ups and coupe.
STANDARD (or STD)	"STANDARD" signifies all B10 standard sedans and vans.
DELUXE (or DX)	"DELUXE" signifies all B10 deluxe sedans and vans.
OP	Optionally equipped.
EXC	Except.
INC	Including.

CAR NO. AND ENGINE NO.

To choose the right parts, always refer to the car Nos. or Engine Nos., which are located in the engine room (see below).




B10


DATSUN 1000 (SEDAN)

(1967 YEAR MODEL)

MODEL B10 (STANDARD)
UP TO C/# B10-90000 (TO SEP-67)



MODEL B10 (DELUXE)
UP TO C/# B10-80000 (TO SEP-67)



REVISED: MARCH, 1969


— 16 —

Printed in Japan

DATSUN 1000 (VAN)

(1967 YEAR MODEL)

MODEL VB10
UP TO C/# VB10-84000 (TO SEP-67)




REVISED: MARCH, 1969

— 17 —


Printed in Japan

DATSUN 1000 (SEDAN)
(1968 YEAR MODEL)

MODEL B10 (2 DOOR)
FROM C/# B10-80003 (FROM OCT-67) TO C/# B10-250000 (TO SEP-68)
LB10-020000




MODEL B10 (4 DOOR)
FROM C/# B10-80003 (FROM OCT-67) TO C/# B10-200000 (TO SEP-68)
LB10-015000




DATSUN 1000 (VAN)
(1968 YEAR MODEL)

MODEL VB10
FROM C/# VB10-84003 (FROM OCT-67) TO C/# VB10-148600 (TO SEP-68)



DATSUN 1000 (PICK-UP)
(1968 YEAR MODEL)


MODEL B20
TO C/# B20-040000 (TO SEP-68)
LB20-001000



DATSUN 1000 (SEDAN)

(1969 YEAR MODEL)

MODEL B10 (2 DOOR)
FROM C/# B10-250001
LB10-020001 (FROM OCT-68)




MODEL B10 (4 DOOR)
FROM C/# B10-200001
LB10-015001 (FROM OCT-68)



DATSUN 1000 (VAN)

(1969 YEAR MODEL)


MODEL VB10
FROM C/# VB10-149601 (FROM OCT-68)



DATSUN 1000 (PICK-UP)

(1969 YEAR MODEL)

MODEL B20
FROM C/# B20-040001
LB20-001001 (FROM OCT-68)




B13

DATSUN 1000 (COUPE)

(1969 YEAR MODEL)


MODEL KB10



DATSUN 1000 (SEDAN)

(1970 YEAR MODEL)

MODEL B10 (2 DOOR)
FROM C/ 810-350001 (FROM JULY-69)
LB10-033268



MODEL B10 (4 DOOR)
FROM C/ 810-350001 (FROM JULY-69)
LB10-033269



REVISED: MARCH, 1969

— 22 —

Printed in Japan

REVISED: SEPTEMBER, 1969


22 - 1 -

Printed in Japan

DATSUN 1000 (VAN)

(1970 YEAR MODEL)

MODEL V810
FROM C/s V8 10-240001 (FROM JULY-69)



DATSUN 1000 (PICK-UP)

(1970 YEAR MODEL)

MODEL 820
FROM C/s 820-061001 (FROM JULY-69)
LB20-003001



DATSUN 1000 (COUPE)

(1970 YEAR MODEL)

MODEL KB10
FROM C/s KB10-080001 (FROM JULY-69)



EXPLANATION OF NISSAN PARTS NUMBER SYSTEM

Our part number as a rule consists of ten digits which are made up of four factors as follows. However, in order to standardize small parts such as screws, washers, bolts, nuts and so on, which are often used on our models, we specify them as NES part according to the Nissan Engineering standard (N. E. S.).

These NES parts in principle consist of six digits or eight digits.

<u>Section No.</u>	<u>Character No.</u>	<u>Part Type No.</u>	<u>Distinction No.</u>
0 0	0 0 0	0 0 0	0 0

1. Section No. (2digits)

The Section No. consists of 2 digits which indicate the major function of parts.

2. Character No. (3 digits)

The Character No. consists of 3 digits which indicate minor classification in each Section as shown by the Table of Section and Character No. on page 8.

The character No. of 000 or X00 signifies the assembly parts.

3. Part Type No. (3 digits)

The Part Type consists of 3 digits which in principle indicate the applied model as shown by the Table of Part Type on page 12. This means that the part is originally designed for that model. However, it may be used widely over our models. Therefore, it does not always signify the applied model.

4. Distinction No. (2 digits)

The Distinction No. consists of 2 digits which indicate the difference between similar parts as shown below.

Kinds of Distinction	Distinction No.
a. Similarity	00 - 19, 60 - 69
b. Exclusive Service Use	25 - 29, 75 - 79
c. Material	40 - 45, 80 - 85
d. Processing	30 - 39, 90 - 94 50 - 59

Note;

The other
Distinction
Nos. are
unset.

a. Similarity

When parts are only slightly changed, the distinction is shown by this No..

Similar or colored parts are distinguished by this No.

For example:

74902-11400	Carpet (red)
74902-11401	Carpet (blue)
74902-11402	Carpet (brown)

b. Exclusive Service Use

Repair kits or sets which are used exclusively for service, are set by this No. .

For example; 46010-10800 Brake Master Cylinder assembly
46010-10825 Repair kit

c. Material

The difference of materials is distinguished by this No..

d. Processing

For the convenience of our production line process, in the case we can not supply by the original part No., the sub-assembly is supplied by this No. .

For example; 20132-08750- Clamp sub-assembly
 Components
 20132-08700 { Clamp-lower
 20133-08700 { Clamp-upper
 1-14520-1 { Bolt
 9-15115-1 { Washer

5. Except those numerical part numbers, there are the part numbers beginning with letters.

They are the part numbers exclusively reserved for service use.

TABLE OF SECTION AND
CHARACTOR NO.

S-Section No.
C - Character No.

Classification		Section	Classification		Section	Classification		Section
S	C		S	C		S	C	
10		Engine complete section	400		Engine control	26		Electric section No. 5
	000	Engine complete					000	Lamps No. 1 (Outside)
	100	Engine ass'y	19		Decomp & governor section		100	Lamps No. 2 (Inside)
11		Engine section No. 1			Decomp parts			Horn
	000	Cylinder parts		000				
	100	Oil pan parts	200		Governor parts	27		Room heater & radio
	200	Engine support, front	300				100	Room heater
	300	Engine support, rear					000	Control box
	400	Engine stabilizer	20		Exhaust section		300	Radio & clock
12		Engine section No. 2		000	Exhaust tube			
	000	Piston, pin & ring	200		Muffler	30		Clutch group
	100	Connecting rod	200		Tail tube		000	Clutch with housing.
	200	Crank shaft					100	Clutch disc
	300	Flywheel	21		Cooling system		200	Clutch cover & pressure plate
13		Camshaft & valve section		000	Water pump		400	Bell housing
	000	Camshaft & timing gear	300		Thermosts:		500	Clutch with drawal
	200	Valve parts	300		Oil cooler		600	Clutch control
			400		Radiator			
			500		Hose & mounting parts	32		Transmission group
14		Manifold section	22		Electric section No. 1		000	Transmission ass'y
	000	Manifold parts			Distributor		100	Case, extension covers
	300	Injector ass'y	200		Vacuum control		200	3-shaft gear train
15		Lubrication section	400		Plug-spark & cords		600	Synchronous parts
	000	Oil pump					700	Speed-drive parts
	100	Oil tube	23				800	Shift-control parts
	200	Oil filter		100	Electric section No. 2		900	Fork & levers
16		Fuel section No. 1		200	Generator			
	000	Carburetor	300		Starter motor	33		Auxiliary gear box section
	400	Gasoline strainer	400		Regulator		100	Transfer parts
	500	Air cleaner					200	Power take off gear
	600	Fuel supply system	24		Electric section No. 3			
	700	Injection pump		000	Wiring		34	Transmission control
	800			100	Cable parts		100	Control device
17		Fuel section No. 2		200	Linkage		400	Linkage parts
	000	Fuel pump		400	Battery		500	
	200	Fuel tank						
	400	Fuel tank mounting	25		Electric section No. 4		36	Auxiliary brake section
	500	Fuel piping		000	Meters		100	Drum & coverings
18		Engine control section		100	Neter parts		300	Hand brake lever
	000	Accelerator pedal	200		Switches		400	Hand brake cable
	100	Accelerator link	300		Switch & parts		500	Linkage on axle
			400		Fuse & holder parts		600	Linkage parts

TABLE OF PART TYPE

Small Type Part							
Vehicle Type	Part Type	Vehicle Type	Part Type	Vehicle Type	Part Type	Vehicle Type	Part Type
L113	001	VG222	046	V320	091	DP410(65)	136
L113	002	SPL212	047	VL320-U	092	DP410A(65)	137
L123	003	V222	048	VL320-U	093	DP410A(65)	138
AV123	004	VG221	049	320	094	PL410A(65)	139
L123	005	222	050	P312	095	DP410A(65)	140
U123	006	G222	051	PL312	096	DP410A	141
V123	007	LG222	052	WP312	097	DP410A	142
L14	008	L222	053	WP312	098	PL410-U	143
L24	009	L26	054	A121	099	PL410-U	144
U124	010	W211	055	AL121	100	PA10P	145
V124	011	WP211	056	N320	101	SP311	146
AV124	012	WPL211	057	Y312	102	SPL311	147
L210	013	VA20	058	NL320-U	103	520	148
L210	014	PG221	059	SP310	104	L520	149
L220	015	PLG221	060	SPL310	105	U520	150
L220	016	VP221	061	PA10	106	UL520	151
U220	017	VPL221	062	410	107	V520	152
AV220	018	UL221	063	PL410	108	VL520	153
V220	019	UPL221	064	WP410	109	B200(68)	154
ML113	020	PG222	065	WPL410	110	LB200T(68)	155
ML113	021	PLG222	066	PA10R	111	DP410-R	156
W113	022	VP222	067	A122	112	R411	158
ML14	023	VPL222	068	VA122	113	RL410T(68)	159
M210	024	UPL222	069	DP410	114	RL410T(68)	160
W210	025	UPL222	070	DP410-L	115	RL411	161
G220	026	WP310	071	PA10-L	116	CSF311	163
L211	027	223	072	PA10-N	117	PA11	165
L211	028	G223	073	DP410-M	118	DP411	166
G221	029	LG223	074	DP410-N	119	DP411-MTK	167
L211	030	VG223	075	PL410-N	120	PA11-P	168
L221	031	VLG223	076	SP310	121	PA11-U	169
A20	032	U223	077	SP310	122	PL411-U	170
L15	033	UL223	078	SPL310-U	123	PL411-U	171
L25	034	M223	079	PA10-U	124	PL411-UTK	172
LG220	035	311	080	PL410-U	125	PL411-UTK	173
U221	036	P711	081	A220	126	WP411	174
V221	037	WP311-U	082	VA220	127	WPL411-U	175
S221	038	PL311-U	083	K4220	128	PA11-N	176
LG221	039	WPL311-U	084	SP310(65)	129	411	177
P211	040	A120	085	SPL310(65)	130	DP411-L	178
L310	041	SPL213	086	A220H	131	PA11-R	179
U222	042	L320	087	PA10(65)	132	B10	180
P10	043	L320	088	PL410(65)	133	VB10	181
WPL310	044	VA120	089	WP410(65)	134	B10D	182
		U320	090	WPL410(65)	135	VB10D	183

Vehicle Type	Part Type	Vehicle Type	Part Type	Vehicle Type	Part Type	Vehicle Type	Part Type
P411	184	WP510-UT	227	L510U(68/70)	272	R510ST(69)	A15
DP411	185	WL510	228	WPL510U(68/70)	273	WP510U(69)	A16
LP411-L	186	V510	229	(WPL510U(68/70))	274	WP510U(69)	A17
PL411-U	187	PL510	230	(WPL510U(68/70))	275	V510(69)	A18
DP411	188	PL510UT	231	B10(68)	277	VP510(69)	A19
RL411-UTK	189	PL510U(68)	232	V510(68)	278	PL510U(69)	A20
PA11-P	190	WPL510-U	233	S5250	279	PL510U(69)	A21
PA11-U	191	WPL510-UT	234	S20U,LS20AU	280	PL510U(69)	A22
PA11-R	192	WPL510U(68)	235	S20U(68)	280	(PL510(69))	A23
DP411-R	193	L510A(68)	236	GS200(68)	281	PL510U(69)	A24
DP411MTK	194	P510U(68)	237	LS20(68)	282	PL510A(69)	A25
PL411-UTK	195	P510U(68)	238	US20(68)	283	PL510U(69)	A26
WP411	196	R510T(68)	239	V520(68)	284	PL510U(69)	A27
VP411	197	PA11(67)	240	C10M(68)	285	WP510U(69)	A28
WPL411	198	DP411(67)	241	C10U(68)	286	WPL510U(69)	A29
A221	199	DP411L(67)	242	C10MA(68)	287	WPL510U(69)	A30
GA221	200	DA11R(67)	243	C10Y(68)	288	RPL510U(69)	A31
DP411-A	202	DP411R(67)	244	C10P(68)	289	PL311(69)	A32
B10DA	203	RL411-DAK	245	LC10(68)	290	SPL311(69)	A33
WRL410T(68)	204	WRL410T(68)	246	VC10M(68)	291	P510T(69)	A34
S200	205	WRL410T(68)	247	VC10M(68)	292	P510T(69)	A35
S200(67)	206	B10SF	248	WC10M(68)	293	P510A(69)	A36
LS200(67)	207	LB10U(67)	249	WLC10M(68)	294	WP510	A37
US200	207	PL411UX	250	QC10U(68)	295	NL510U(69)	A38
US200(67)	207	(LBH-F10U)	251	C10MUT(68)	296	C10A(69)	A39
V5200	208	LS20UX	252	LC10MT(68)	297	R510A(69)	A40
V520(67)	208	PL411UTK	253	WLC0M(68)	298	P510A(69)	A41
B10T	209	WPL411-UTK	254	SS70T	299	WP510A(69)	A42
S10S	210	SR333	255	LB10(67)	657	WPL510U(69)	A43
S10A(68)	212	SR1311(67.5)	256	ALB10	658	510(69.5)	A44
S10A(68)	212	KB100(68)	257	OB10	659	SPL311(69.5)	A45
S10-U	213	KB10	258	GC10T	660	P510(70)	A46
LS10	214	SR1311U(68)	259	PGC10T	661	RS10(70)	A47
LS10-T	215	SR1311(68)	260	GC10A	662	P510(70)	A48
S10	216	JS10T	261	LG10T	663	P510(70)	A49
S10-T	217	V510R	262	PLG10T	664	P510A(70)	A50
S10-A	218	B10ST(67.5)	263	(P510U(69))	665	P510T(70)	A51
P510	219	B10ST(68AF)	264	S10P	666	KP510T(70)	A52
P510-TK	220	B10ST(67.5)	264	S10(69)	667	WP510(70)	A53
S10P	221	K510(68)	265	S10ST(69)	668	PL510(70)	A54
RS10S	222	KP510T(69)	266	RS10A(69)	669	PL510(70)	A55
RS10	223	KP510T(69)	267	P510UTK(69)	670	PL510A(70)	A56
RS10ST(68)	224	P510UTK(68)	268	DS10	671	WP510A(70)	A57
W510	225	P510UTK(68)	269	RS10B(69)	672	WP510(70)	A58
W510-A	226	L510UTK(68)	271	RS10(69)	673	WPL510U(70)	A59

Medium Type Part

Vehicle Type	Part Type	Vehicle Type	Part Type	Vehicle Type	Part Type	Vehicle Type	Part Type
PL510TK(70)	A60	VA320	B09	B110GTR	H21	B130	300
PC10M(70)	A61	RA320	B10	KB110G	H22	B40	301
PC10MA(70)	A62	DA320	B16	B110GK	H23	LB40	302
PC10MT(70)	A63	DVA320	B17	KB110GK	H24	UB40	303
WPC10M(70)	A64	UA320	B18	E10	M01	VB40	304
VPC10M(70)	A65	VA320P	B19	E10KT	M02	C40	305
PLC10M(70)	A66	PLS21TU	B20	E10T	M03	L520	306
WPLC10M(70)	A67	KA320(70)	B21	E10SR	M04	VC40	307
C10M(70)	A68	KA320(70)	B22	VE10SR	M05	B131	308
C10T(70)	A69	UA320(70)	B23	VE10R	M06	B41	309
VC10SR(70)	A70	GKA320(70)	B24	VE10RT	M07	VB41	310
HGC10T(70)	A71	N521	B30	PE10T	M08	NB131	311
PGC10T(70)	A72	NL521T	B31	E10TU	M09	DB131	312
C10SU(70)	A73	GN521	B32	LE10T	M10	B42	313
SR311U(70)	A74	UN521	B33	PS10S(71)	N01	C42	314
SR311U(70)	A75	S21(J13)	B34	PS10(71)	N02	NB42	315
SP311U(70)	A77	NL521	B36	PS10A(71)	N03	VC42	316
SR311U(70)	A78	GNL521	B37	PS10TK(71)	N04	B132	317
KPS10AT(70)	A79	UNL521	B38	KPS10TK(71)	N05	S10A	318
KPC10T(70)	A80	A321	B39	WP510A(71)	N06	WLS10UTX	319
KPC10AT(71)	A81	PA321	B40	PLS10(71)	N07	VB132	320
KGC10T(71)	A82	SA321S	B41	PS10TK(71)	N08	FPB42	321
KCC10AT(71)	A83	VA321S	B42	FLS10T(71)	N09	30	322
HCC10AT(71)	A84	VPA321S	B43	WPLS10(71)	N10	C43	323
PL510AU	A85	DS321	B44	WPLS10T(71)	N11	VC43	324
510M(71)	A86	TB20S(69)	G01			FRB42	325
HS10TK(71)	A87	LTB20ST(U)	C02			D30	326
510P(71)	A88	B10(69)	H01			V30	327
510(71)	A89	B10P(69)	H02			WL510	328
510H(71)	A90	KB10(69)	H03			V510	329
510MT(71)	A91	VB10(69)	H04			KC43	330
510HA(71)	A92	(LJB104-U)(69)	H05			B140	331
R150(71)	A93	(LJB104-F)(U)(69)	H06			NB140	332
KPS10TK(71)	A94	VLJB104-U(69)	H07			C140	333
V510(71)	A95	B110S	H10			WPLS10UT	334
L510(71)	A96	B110	H11			L30	335
L510SK(71)	A97	B110SR	H12			VC140	336
521U	B01	B110R	H13			FRB40	338
G521SA	B02	VB110S	H14			FRB40	339
LUG521	B03	VB110	H15			VB133	340
L517TUN	B04	LB110ST	H16			GB140	341
U521	B	LB110T	H17			G30	342
VL521U	B05	KB110	H18			LB140	343
GA320	B07	KB110U	H19			KC140	344
A320	B08	B110CT	H20				

x

Vehicle Type	Part Type	Vehicle Type	Part Type	Vehicle Type	Part Type	Vehicle Type	Part Type
TC30	345	WP31(64)	392	LH31(64)	700	C142	741
LC140	346	VC141	393	LG31(64)	701	F41	742
L30	347	VC14N	394	LG31S(64)	702	L41	743
KLC140	348	KC141	395	L31S(64)	703	LL142	744
WP30	349	GQC141	396	VPL31(64)	704	N41	745
40	350	KLC141	397	WPL31(64)	705	LN41(64)	746
L40	351	GLC141	398	H31-M(64)	706	Q1(67)	747
C141	352	DC141	399	H31-JD(64)	707	L41(67)	748
GCL40	355	GBHC141	621	H31-U(64)	708	Q41(67)	749
30U	356	GQC141	629	LG31-UM(64)	709	PL130(66)	750
P30-U	357	HLC141	638	40T	710	PL130S(66)	751
LC141	358	QHC141	637	Q40T	711	VPL130(66)	752
GLC140	359	A30	661	H31(65)	712	WPL130(66)	753
F40	360	A30	662	G31(65)	713	HL130(66)	754
FR40	361	A30	663	G31S(65)	714	H130	755
VC141	362	A30	664	31(65)	715	QL130(67.5)	755
VNC141	363	V130	667	WP31K(65)	716	PL130SA(66)	756
KC141	364	PHC240	669	WP31(65)	717	FR41(67)	756
GC141	365	"C" H20	671	TH31	718	H130V	757
VP30	366	"T" H20	672	TH31(65)	719	QC130A(68)	759
H31	367	"E" H20	673	LH31-U(65)	720	C240	760
G31	368	"F" H20	674	LG31-U(65)	721	C240H	760
P31	369	"C" H20	675	LG31S-U(65)	722	LC240(67)	761
31	370	"H" H20	676	VP31-U(65)	723	QC240	762
VP31	371	"T" H20	677	WPL31-U(65)	724	QC240H	762
WP31	372	A30S	680	TLH31-U(65)	725	QLC240(67)	763
GLC141	373	A30Y	681	H31T(65)	726	HC240	764
DP30	374	PA30	682	G31S-Y(65)	727	GHQ240	764
LG141	375	PA30A	683	G31S-Y(64)	728	PHC240(67)	765
GLC140	376	VA30S	684	31V-P(64)	729	PHQ240(67)	766
Q41	377	VPA30	685	P130	730	"C240	767
LH31	378	PLA30L	686	P130S	731	KC240	767
H31-U	379	WPLA30U	687	VP130	732	DC240	768
G31-U	380	HA30S	688	V130	732	DOC240	768
H31-J	381	WHA30A	689	WP130	733	KLC24V(67)	769
H31-M	382	H130(68)	690	V130	733	GC240	770
G31S	383	P130-U(68)	691	H130	734	QC240	770
V40	384	L30SU(68)	692	Q130	735	GHQ240(67)	771
GLC141	385	HL130-U(68)	693	L30S	736	GHQ240	772
GL40	386	PL130-U(68)	694	L30A	737	GHQ240	772
H31(64)	387	L130S-U(68)	695	P130A	737	V130	774
G31(64)	388	VP130A(68)	696	L30P(68)	738	HL130A(67.5)	775
G31S(64)	389	V130A(68)	697	L30P	739	Y130	776
31(64)	390	WP130A(68)	698	L30P	740	Y130(67.5)	778
VP31-K(64)	391	W130-U(68)	697				

Vehicle Type	Part Type	Vehicle Type	Part Type	Vehicle Type	Part Type	Vehicle Type	Part Type
HU30-U(67)	779	KL765UD(69)	E58	GL130S(69)	E18	LC30TU(70)	E65
P130U(67)	780	LWU657AE	E59	OL130U(69)	E19	KC30T	E66
WPL130U(67)	781	QT65	E60	C30SU(69)	E20	KC30AT	E67
VP130U(67)	780	QGT65A	E61	C30SU(69)	E21	KC30TE	E68
WPL130U(67)	780	WT65SL	E62	C30SU(69)	E22	KLC30T	E69
H130U(67)	781	LWU653AE	E63	C30U(69)	E23	KLC30TU	E70
130SU(67)	782	T43, T44	E64	C30T(69)	E24	KLC30ATU	E71
Q130U(67)	782	LT33N, LT44NT	E65	LC30(69)	E25	PS30S(70)	E72
W130U(67)	782	Q733NU	E66	LC30T(69)	E26	C30S(71)	E73
WL130U(67)	782	NT43, NT44	E67	LC30A(69)	E27	C30(71)	E74
VL130U(67)	782	LNT43, LNT44	E68	LC30SU(69)	E28	C30H(70)	E75
VL130U(67)	782	(LT)65HU	E69	H130V(70)	E30	LC30H(71)	E76
L130SU	784	DT65	E70	GL130(70)	E31	LC30(71)	E77
C30SU	785	DT65	E71	H130(70)	E32	LC30U(71)	E78
C30UT	786	T44M	E72	GL130(70)	E33	S30A	E79
C30UT	786	D64	E11	130S(70)	E34	HLS30A	E80
C30-SUA	787	LD64	B12	WH130(70)	E35	HLS30E	E81
C30-UA	787	VD6G	B13	HL130(70)	E36	S30	E82
C30-U	788	VD6A	B14	130S(70)	E37	PS30SB	E83
LC30S	789	VD6B	B26	C30A(69.5)	E40	HLS30U	E84
LC10	789	BD64	B27	S30(70)	E41		
LC30ST	790	D64M	B28	PS30(70)	E42		
LC30T	790	HL130(69)	E01	HS30U(70)	E43		
LC30A	791	P130A(69)	E02	HL130(70)	E44		
LC30A	791	P130SU(69)	E03	HS30A(70)	E45		
LC30UA	791	VP130U(69)	E04	HS30U(70)	E46		
DC30T(68)	792	WP130A(69)	E05	HL130A(70)	E47		
C240V	821	HL130V(69)	E06	C30(69.5)	E48		
HC240V	822	130SU(69)	E07	130(69.5)	E49		
GLC240V	823	130V(69)	E08	A30S	E50		
GHLC240V	824	Q130U(69)	E09	VA30	E51		
LC240V	825	Y130V(69)	E10	PA30	E52		
L41	847	HL130V(69)	E10	PA30A	E53		
Q41	848	HL130V(69)	E11	PA30Q	E54		
T65U(67)	849	PL130A(69)	E12	PA30QA	E55		
GT65UA(67)	851	PL130SU(69)	E13	VP30A	E56		
WT65EN	852	L130SU(69)	E13	PA30U	E57		
KT65UD(67)	853	VP130A(69)	E14	WPA30U	E58		
WU657AE	854	WPL130A(69)	E15	C30S(70)	E60		
L1T85(69)	855	HL130V(69)	E16	C30(70)	E61		
LT65A(69)	856	G130V(69)	E17	C30AT(70)	E62		
LWU65AE	857	G130S(69)	E17	LC30S(70)	E63		
		GL130V(69)	E18	LC30(70)	E64		

Large Type Part		Vehicle Type	Part Type	Vehicle Type	Part Type	Vehicle Type	Part Type	Vehicle Type	Part Type
		S80	300	MG591	543	ULG592	594	60W	643
		N580	501	MGL591	546	UR690	595	G68TW	644
		S500	502	701	547	U690	596	QSC80(66)	645
		L580	503	E591	548	ME690	597	SC80	646
		F580	504	UR591	549	MG690	598	DO80CMA	647
		U580	505	NUR591	550	LG690	599	DC80CA	648
		UL580	506	S82	551	FL680	600	HL150U(66)	650
		M550	507	L582	552	YL680	601	HL150U(66)	651
		ML580	508	U582	553	LE690	602	L60	652
		S90	509	M582	554	ML690	603	LG60	653
		G590	510	S92	555	ULR680	604	LG68H	654
		DG590	511	G592	556	MLE690	605	YL660	655
		L590	512	U592	557	UL690	606	KL60	656
		LG590	513	S592	558	UL690	607	LSO-A	660
		U590	514	M592	559	UE680	608	LS0	660
		DUG590	515	UG592	560	UG680	609	LS0	666
		UC590	516	MG592	561	S0	610	C80	668
		M590	517	702	566	S0M	611	60	670
		MG590	518	ULG600	567	S0	612	681	800
		DMG590	519	ML582	568	S0M	613	UG81	801
		ML590	520	UL582	569	S0M(64)	614	681-N	802
		MLG590	521	UL582	570	QC80	615	UG81N	803
		UL590	522	F582	571	QSC80-N	616	G681	804
		LS580	523	LF582	572	C80	617	UG681	805
		E590	524	F581	573	SC80-N	618	S681	806
		UR590	525	E592	574	QLC80(66)	619	D681	807
		S81	526	ME592	575	LC80	620	DU681	808
		S581	527	L592	576	GC141	621	F581	809
		N581	528	LG592	577	Q50(65)	622	F581	810
		U581	529	LS582	578	T50DU(65)	623	UG81TT(66.5)	811
		UL581	530	GU582	579	C80	625	C80	812
		UL581	531	G60	580	LHC80	626	ULHC80(66.5)	813
		MS81	532	S680	581	L50	627	LG681(66.5)	814
		ML581	533	M680	582	T5G	628	ULG681(66.5)	815
		LS581	534	UG680	583	GQC141	629	LS681(66.5)	816
		S91	535	F680	584	T50(65)	630	DL681(66.5)	817
		L591	536	LE680	585	TL50	631	DUL681(66.5)	818
		G591	537	ML680	586	L50	632	FL681(66.5)	819
		LG591	538	ULA10	587	ULE690	635	FL681(66.5)	820
		T591	539	U690	588	HC141	636	JUR690	826
		UC591	540	UG690	589	HQC141	637	E690	829
		UL591	541	W682	590	ULE690	638	HL150(68)	840
		UGL591	542	G680	591	UEG681	640	L150(68)	841
		MS91	543	D69W	641	D69W	641	780	C94
		ML591	544	R01	593	E60	642	U780	C05

Special Part

Vehicle Type	Part Type	Vehicle Type	Part Type	Vehicle Type	Part Type	Vehicle Type	Part Type
G780	C06	H150D	F11	4W61	400	G60	445
UG780	C07	HL150	F12	B4W61	401	LG60	446
W780	C08			F4W61	402	D4W73	447
UN780	C09			L4W61	403	FH60	448
S780	C10			R4W61	404	F4W73	449
F780	C11			2W71	405	FL4W73	450
FS780	C12			4W71	406	K60	451
D780	C13			C4W71	407	KL60	452
L780	C14			F4W71	408	WG60	453
UD780	C15			R4W71	409	WLG60	454
LG780	C16			4W62	410	VG60	455
ULG780	C17			B4W62	411	VLG60	456
L780N	C18			F4W62	412	D60	457
UL780N	C19			4W62	413	N60	458
LS780	C20			4W72	414	DN60	459
FL780	C21			C4W72	415	FLG60H	460
FLS780	C22			R4W72	416	DI60	461
DLR790	C23			RW63	417	N60('68)	462
DUL780	C24			4W73	418	WG60('68)	463
DU780	C25			2W65	419	WLG60('68)	464
UL780	C26			R2W65	420	60('68)	465
ULG780	C27			4W65	421	G40('68)	466
UEG780	C28			F4W65	422	G60H('68)	467
E790	C29			G4W65	423	FG60H('68)	468
LE790	C30			L4W65	424	VG60('68)	469
ULE790	C31			R4W65	425	FG1	470
UK790	C32			D4W61	426	FG1B	472
ULR790	C33			2W61	427	FG1C	474
ULRG790	C35			R2W61	428	FG003	475
UC780TE	C36			R2W71	429	FG003UC('67)	4757
U780N	C37			4W74	430	CPG003UC('68)	476
DU780N	C38			4W75	431	CPG005UC('68)	477
UE780	C39			K4W72	432	RPU	478
TU780U	C40			4W66	433	PIR60	479
ULEG780	C41			F4W72	434	FG2	480
150('69)	F01			MR4W72	435	FG2A	481
HL150U('69)	F02			L4W72	436	FG005	482
HL150A('69)	F03			L4J73	437	FG005UC('67)	4827
L150A('69)	F04			L4W66	438	D11PU	483
150('69.5)	F05			4W73	439	D11PU	484
150('70)	F06			60	440	DPU	485
L150('70)	F07			FLG4W66	441	DPUM	486
HL150('70)	F08			L60	442	EPU	487
HL150('70)	F09			N60	443	CPU	488
150	F10			LR60	444	CPU	489

x

Vehicle Type	Part Type	Vehicle Type	Part Type	Vehicle Type	Part Type	Vehicle Type	Part Type
FG007	490						
FG007H('67)	4907						
H30PU	491						
H20PU	492						
RPU	493						
PPU	494						
HPU	495						
GPU	496						
CPU	497						
PPU	498						
PPU	499						
60H('67)	641						
K60('67)	642						
60H('67)	643						
G60H('67)	644						
L60('67)	652						
LG60('67)	653						
LG60H('67)	654						
VLG60('67)	655						
KL60('67)	656						
L60UC('67.5)	C01						
KL60UC('67.5)	C02						
60UC('69)	C42						
G40U	C43						
G60EU	C44						
VG60U	C45						
FG60HU	C46						
4W73U	C47						
F4W73U	C48						
FIH60	C49						
FIH60U	C50						
VH60	C51						
VH60U	C52						

CONVERSION LIST

Length

	m. metre	c. metre	metre	k. metre	inch	foot	yard	mile	s. mile
m. metre	1	0.10000	0.00100		0.03937	0.00328	0.00109		
c. metre	10.0000	1	0.01000	0.00001	0.39371	0.03281	0.01094		
metre	1000.00	100.000	1	0.00100	39.3707	3.28089	1.09363	0.00062	0.00054
k. metre		100000	1000.00	1	3937.07	3280.89	1093.63	0.62138	0.55962
inch	25.3995	2.53995	0.02540	0.00003	1	0.08333	0.02778	0.00002	0.00001
foot	304.794	30.4794	0.30479	0.00030	12.0000	1	0.33333	0.00019	0.00016
yard	914.383	91.4383	0.91438	0.00091	36.0000	3.00000	1	0.00057	0.00049
mile		160931	1609.31	1.60931	63360.0	5280.00	1760.00	1	0.36842
s. mile		185315	1853.15	1.85315	72960.0	6080.00	2026.66	1.15151	1

Weight

	gram	k. gram	ton	s. ton	l. ton	ounce	pound
gram	1	0.00100				0.03527	0.00220
k. gram	1000.00	1	0.00100	0.00110	0.00098	35.2739	2.20462
ton		1000.00	1	1.10230	0.98421	35273.9	2204.62
s. ton	907185	907.185	0.90719	1	0.89286	32000.0	2000.00
l. ton		1316.04	1.01604	1.12000	1	35840.0	2240.00
ounce	28.3495	0.02835	0.00003	0.00003	0.00003	1	0.06250
pound	453.592	0.45359	0.00045	0.00050	0.00045	16.0000	16.0000

Capacity

	cu. metre	litre	cu. inch	cu. foot	cu. yard	U.S. gallon	U.K. gallon
Cu. metre	1	1000.00	61027.1	35.3165	1.35651	264.166	220.216
litre	0.00100	1	61.0271	0.03532	0.00131	0.26419	0.22022
cu. inch	0.00002	0.01639	1	0.00058	0.00002	0.00433	0.00361
cu. foot	0.02832	28.3167	1728.00	1	0.03704	7.48051	6.25459
cu. yard	0.76455	764.554	46656.0	27.0000	1	201.974	168.358
U.S. gallon	0.00379	3.78543	231.000	0.13368	0.00495	1	0.83270
U.K. gallon	0.00455	4.54596	277.413	0.16037	0.00594	1.20091	1

ALPHABETICAL SECTION INDEX

PART NAME	GROUP NO.	PART NAME	GROUP NO.
BODY (COUPE)		Instrument panel TRIMMING (COUPE)	98
BELT safety (COUPE)	113	KEY & CYLINDERS (COUPE)	115
Body side PANEL (COUPE)	102	PANEL body side (COUPE)	102
Body side TRIMMING (COUPE)	103	PANEL dash (COUPE)	97
Body side FITTING (COUPE)	103	PANEL door (COUPE)	106
BUMPER rear (COUPE)	109	PANEL floor (COUPE)	106
CONTROL hood lock (COUPE)	95	PANEL hood (COUPE)	94
Cowl PANEL (COUPE)	96	PANEL instrument (COUPE)	97
Dash PANEL (COUPE)	97	PANEL rear (COUPE)	104
Dash panel TRIMMING (COUPE)	98	PANEL roof (COUPE)	100
Door PANEL (COUPE)	107	Rear BUMPER (COUPE)	109
DOOR TRIMMING (COUPE)	106	Rear FENDER (COUPE)	104
EMBLEMS (COUPE)	114	Rear PANEL (COUPE)	104
FENDER front (COUPE)	94	Rear SEAT (COUPE)	112
FENDER rear (COUPE)	104	Rear window GLASS (COUPE)	105
FITTING body side (COUPE)	103	Roof PANEL (COUPE)	100
FITTING cowl panel (COUPE)	96	Safety BELT (COUPE)	113
Floor PANEL (COUPE)	101	SEAT front (COUPE)	111
Floor panel TRIMMING (COUPE)	101	SEAT rear (COUPE)	112
Front FENDER (COUPE)	94	Side window GLASS (COUPE)	103A
Front SEAT (COUPE)	111	TRIMMING body side (COUPE)	102
GLASS rear window (COUPE)	105	TRIMMING door (COUPE)	108
GLASS side window (COUPE)	103A	TRIMMING floor panel (COUPE)	93
GLASS windshield (COUPE)	99	TRIMMING instrument panel (COUPE)	98
GRILL, radiator (COUPE)	93	TRIMMING roof panel (COUPE)	100
HEAD LEST (COUPE)	113	TRIMMING trunk room (COUPE)	110
Hood PANEL (COUPE)	94	TRUNK (COUPE)	163
Hood lock CONTROL (COUPE)	95	Trunk room TRIMMING (COUPE)	110
Instrument PANEL (COUPE)	97		

PART NAME	GROUP NO.	PART NAME	GROUP NO.
Windshield GLASS (COUPE)	99	Set CYLINDER (PICK-UP)	91
		Spare wheel HANGER (PICK-UP) ...	91
		TRIMMING body inside (PICK-UP) ..	84
		VIEW front (PICK-UP)	81
		VIEW rear (PICK-UP)	89
BODY (PICK-UP)			
Body inside TRIMMING (PICK-UP) .	94		
Body PANEL (PICK-UP)	99		
CONTROL hood lock (PICK-UP)	83		
CYLINDER set (PICK-UP)	91B	BODY (SEDAN)	
Door FITTING (PICK-UP)	86	Body inside TRIMMING ...	58
Door LOCK (PICK-UP)	87	(2-DOOR SEDAN)	
FITTING door (PICK-UP)	86	Body inside TRIMMING .	59
FITTING instrument panel	85	(4-DOOR SEDAN)	
(PICK-UP)		Body PANEL (SEDAN)	68
Front PANEL (PICK-UP)	82	CONTROL hood lock (SEDAN)	54
Front SEAT (PICK-UP)	88A	CYLINDER set (SEDAN)	68B
(From OCT.'68)		DASH panel (SEDAN)	55
Front SEAT (PICK-UP)	88	Door FITTING (2-DOOR SEDAN) ...	61
(TO SET.'68)		DOOR front (4-DOOR SEDAN)	63
Front VIEW (PICK-UP)	81	Door window REGULATOR	62
HANGER spare wheel (PICK-UP) ...	91	(2-DOOR SEDAN)	
Hood lock CONTROL (PICK-UP)	83	Door LOCK (2-DOOR SEDAN)	62
Instrument panel FITTING	85	Door LOCK (4-DOOR SEDAN)	64
(PICK-UP)		DOOR rear (4-DOOR SEDAN)	65
Rear VIEW (PICK-UP)	89	FITTING door (2-DOOR SEDAN)	61
REGULATOR door window	87	FITTING instrument panel (SEDAN) .	57
(PICK-UP)		Floor PANEL (SEDAN)	55
PANEL front (PICK-UP)	82	Front DOOR (4-DOOR SEDAN)	63
SEAT front (PICK-UP)	88A	Front door LOCK	64
(TO OCT.'68)		(4-DOOR SEDAN)	
SEAT front (PICK-UP)	88		
(TO SEP.'68)			

PART NAME	GROUP NO.	PART NAME	GROUP NO.
Front door window REGULATOR ...	64	SEAT rear (SEDAN) (TO SET.'68) ..	67C
(4-DOOR SEDAN)		Set CYLINDER (SEDAN)	68B
Front PANEL (SEDAN)	53	TRIMMING body inside ...	58
Front SEAT (SEDAN) ...	67A	(2-DOOR SEDAN)	
(From OCT.'68)		TRIMMING body inside ...	59
Front SEAT (SEDAN)	67	(4-DOOR SEDAN)	
(TO SET.'68)		VIEW front (SEDAN)	52
Front VIEW (SEDAN)	52	VIEW rear (SEDAN)	60
Front WINDSHIELD (SEDAN)	56	WINDSHIELD front (SEDAN)	56
HOOD lock CONTROL (SEDAN)	54		
Instrument panel FITTING	57		
(SEDAN)		BODY (VAN)	
PANEL body (SEDAN)	68	Back DOOR (VAN)	78
PANEL dash (SEDAN)	55	Body inside TRIMMING (VAN)	74
PANEL floor (SEDAN)	55	Body PANEL (VAN)	80
PANEL front (SEDAN)	53	BUMPER rear (VAN)	78
Rear DOOR (4-DOOR SEDAN)	65	CONTROL hood lock (VAN)	71
Rear door LOCK (4-DOOR SEDAN) ...	66	DOOR back (VAN)	78
Rear door window REGULATOR ...	66	Door FITTING (VAN)	76
(4-DOOR SEDAN)		Door LOCK (VAN)	77
Rear SEAT (SEDAN) ...	67C	Door window REGULATOR (VAN) ...	77
(From OCT.'68)		Front PANEL (VAN)	70
Rear SEAT (SEDAN) (To SEP.'68) ...	67B	Front TRIMMING (VAN)	72
Rear VIEW (SEDAN)	60	Front VIEW (VAN)	69
REGULATOR door window	62	FITTING door (VAN)	76
(2-DOOR SEDAN)		FITTING instrument panel (VAN) ...	73
REGULATOR front door window ...	64	HANGER spare wheel (VAN)	80A
(4-DOOR SEDAN)		Hood lock CONTROL (VAN)	71
REGULATOR rear door window ...	66	Instrument panel FITTING (VAN) ...	73
(4-DOOR SEDAN)			
SEAT front (SEDAN) ...	67A		
(From OCT.'68)			
SEAT front (SEDAN) (TO SEP.'68) ..	67		

PART NAME	GROUP NO.	PART NAME	GROUP NO.
HANGER spare wheel (VAN)	80A	Front AXLE	42
Hood lock CONTROL (VAN)	71	Front BRAKE	44
Instrument panel FITTING (VAN) ...	73	Front HUB	43
PANEL body (VAN)	80	Front SUSPENSION	42
PANEL front (VAN)	70	Hand BRAKE (L DRIVE)	40A
Rear BUMPER (VAN)	78	Hand BRAKE (R DRIVE)	40
REGULATOR door (VAN)	76	HUB front	43
SEAT (VAN) (FROM OCT.'68)	79A	PEDAL brake	41
SEAT (VAN) (TO SEP.'68)	79	PIPING brake	47
Set CYLINDER BLOCK (VAN)	80B	Rear axle CASE	15
Side WINDOW (VAN)	75	Rear axle SHAFT	45
Spare wheel HANGER (VAN)	80A	Rear BRAKE	46
TRIMMING body inside (VAN)	74	Rear SUSPENSION	48
TRIMMING front (VAN)	72	Road WHEEL	43
VIEW front (VAN)	69	SHAFT rear axle	45
WINDOW side (VAN)	75	SUSPENSION front	42
		SUSPENSION rear	48
		WHEEL road	43
BRAKE & AXLE			
AXLE front	42		
AXLE rear	45		
BRAKE front	44		
BRAKE hand (L DRIVE)	40A		
BRAKE hand (R DRIVE)	40		
Brake PEDAL	41		
Brake PEDAL	41		
Brake PIPING	47		
BRAKE rear	46		
CASE rear axle	45		
CYLINDER brake master (TANDEM) 41B			
CYLINDER brake master (SINGLE) 41A			

ELECTRICAL

ALTERNATOR (HITACHI).....	15
ALTERNATOR (HITACHI).....	15A
ALTERNATOR (HITACHI).....	15B
ALTERNATOR (HITACHI).....	15C
Combination LAMPS (COUPE)	30C
Combination LAMPS (PICK-UP)	30B
Combination LAMPS (SEDAN)	30
Combination LAMPS (VAN)	30A
DISTRIBUTOR (HITACHI)	12
Electrical parts MOUNTING	18

PART NAME	GROUP NO.	PART NAME	GROUP NO.
Front LAMPS.....	29	CARBURETOR (HITACHI).....	7D
HEATER room	25A	CARBURETOR	
LAMPS combination (COUPE)	30C	(HITACHI DCQ286-7B).....	7E
LAMPS combination (PICK-UP).....	30B	CARBURETOR	
LAMPS combination (SEDAN).....	30	(R DRIVE EXC. COUPE).....	7B
LAMPS combination (VAN).....	30A	CLEANER air	8
LAMPS front.....	29	CRANKSHAFT.....	3
LAMPS other	31	Cylinder BLOCK.....	1
METER	26	Cylinder HEAD.....	2
MOTOR starter (HITACHI).....	16	ENGINE assembly.....	0
MOTOR starter (HITACHI).....	16B	Engine MOUNTING.....	19
MOTOR starter		Exhaust TUBE	23
(HITACHI S114-87L).....	16A	FILTER oil	6
Other LAMPS.....	31	Fuel PUMP.....	9
RADIO & CLOCK.....	25B	Fuel STRAINER.....	10
Room HEATER	25A	Fuel TANK (COUPE).....	21B
Starter MOTOR (HITACHI).....	16	Fuel TANK (PICK-UP).....	21A
Starter MOTOR (HITACHI).....	16B	Fuel TANK (SEDAN).....	20
Starter MOTOR		Fuel TANK (VAN).....	21
(HITACHI S114-87L).....	16A	HEAD cylinder.....	1
WASHER windshield.....	28	MANIFOLD.....	5
Windshield WIPER	27	MUFFLER.....	23
WIPER windshield	27	Oil FILTER.....	6
WIRING.....	25	Oil PUMP	6
		Oil PUMP	6A
		Oil STRAINER	6
		PISTON	3
ENGINE			
ACCELERATOR	22	PUMP fuel.....	9
Air CLEANER	8	PUMP oil	6
BLOCK cylinder.....	1	PUMP oil	6A
CAMSHAFT.....	4	RADIATOR.....	24
CARBURETOR (HITACHI).....	7	STRAINER fuel.....	10
CARBURETOR (HITACHI).....	7A	STRAINER oil	6

PART NAME	GROUP NO.	PART NAME	GROUP NO.
TANK fuel (COUPE).....	21B	Gear CARRIER.....	38
TANK fuel (PICK-UP).....	21A	GEAR transmission (3-SPEED).....	35
TANK fuel (SEDAN).....	20	GEAR transmission (4-SPEED).....	35A
TAND fuel (VAN).....	21	LEVER remote control (3-SPEED)...	39
TUBE exhaust.....	23	LINKAGE clutch pedal.....	33
Valve MECHANISM.....	4	Propeller SHAFT.....	37
Water PUMP & FAN.....	11	Remote control LEVER (AUTOMATIC).....	39A
MISCELLANEOUS			
ACCESSORIES.....	119	Remote control LEVER (3-SPEED)...	39
KIT tool (PICK-UP).....	116	SHAFT propeller.....	37
RACE & RALLY.....	120	SHIFTING transmission gear (3-SPEED).....	36B
Tool KIT (COUPE).....	118	SHIFTING transmission gear (4-SPEED).....	36A
Tool KIT (PICK-UP).....	117	Transmission ASSEMBLIES.....	33C
Tool KIT (SEDAN & VAN).....	116	Transmission CASE (AUTOMATIC)...	36B
POWER TRAIN			
CARRIER gear.....	38	Transmission CASE (3-SPEED).....	34
CASE transmission (3-SPEED).....	34	Transmission CASE (4-SPEED).....	35
CASE transmission (4-SPEED).....	34A	Transmission GEAR (3-SPEED).....	34A
CLUTCH (HYDRAULIC CONTROL)...	32A	Transmission GEAR (4-SPEED).....	35A
Clutch master CYLINDER (L DRIVE).....	33A	Transmission gear SHIFTING (3-SPEED).....	34B
CLUTCH (MECHANICAL CONTROL).....	32	Transmission gear SHIFTING (4-SPEED).....	36A
Clutch operating CYLINDER (L DRIVE).....	33B	STEERING	
Clutch PEDAL.....	33	GEAR steering.....	49
CYLINDER clutch master (L DRIVE).....	33A	LINKAGE steering (L DRIVE).....	51A
CYLINDER clutch operating (R DRIVE).....	33B	LINKAGE steering (R DRIVE).....	51
		Steering GEAR.....	49

PART NAME	GROUP NO.	PART NAME	GROUP NO.
Steering LINKAGE (R DRIVE)	51		
Steering LINKAGE (R DRIVE)	51A		
Steering WHEEL	50		
Steering WHEEL (option COUPE) ...	50A		
WHEEL steering	50		

D1

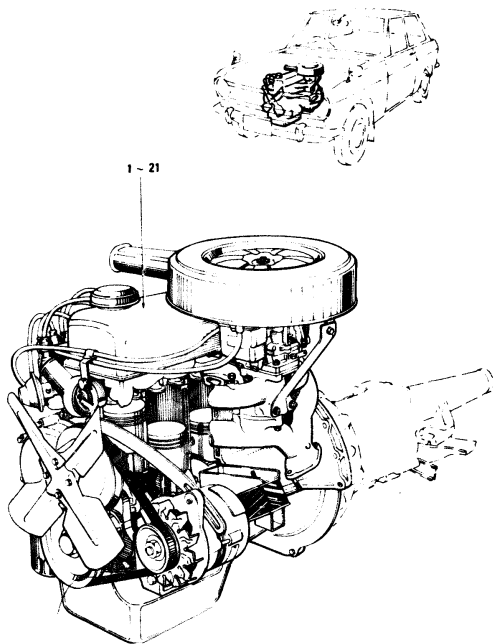
ENGINE

D2

FIG. 0-1

NISSAN MOTOR CO., LTD.

ENGINE ASSEMBLY



M-1000

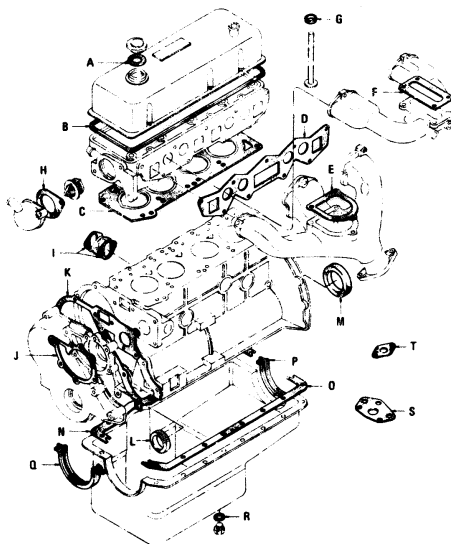
NISSAN MOTOR CO., LTD.

FIG. 0-2

ENGINE GASKET KIT (REPAIR)

KIT-GASKET REPAIR 2-25

- | | |
|---|---|
| A ... PACKING-OIL FILLER CAP | K ... GASKET-CHAIN COVER |
| B ... GASKET-ROCKER COVER | L ... SEAL-OIL CRANKSHAFT (FRONT) |
| C ... GASKET-CYLINDER HEAD | M ... SEAL-OIL CRANKSHAFT (REAR) |
| D ... GASKET-MANIFOLD | N ... GASKET-OIL PAN (R.H.) |
| E ... GASKET-INTAKE TO EXHAUST MANIFOLD | O ... GASKET-OIL PAN (L.H.) |
| F ... GASKET-INSULATING CARBURETOR | P ... SEAL-OIL PAN (REAR) |
| G ... SEAL-OIL VALVE | Q ... SEAL-OIL PAN (FRONT) |
| H ... WASHER-JOINT WATER OUTLET | R ... GASKET-DRAIN PLUG |
| I ... WASHER-JOINT FOR FUEL PUMP | S ... GASKET-OIL PUMP TO CYLINDER BLOCK |
| J ... GASKET-WATER PUMP COVER | T ... GASKET-OIL STRAINER |



REVISED: DECEMBER, 1970

-F0-1-

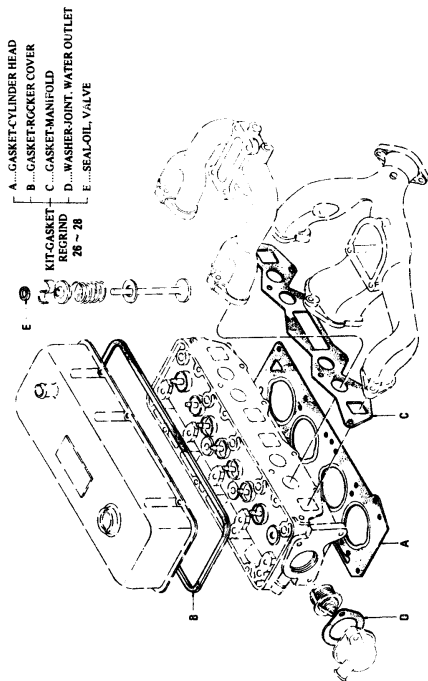
Printed in Japan

REVISED: DECEMBER, 1970

-F0-2-

Printed in Japan

ENGINE GASKET KIT (REGINED)



S	KEY NO.	PART NO.	PART NAME	QTY	SALES UNIT	MODEL	ICA
---	---------	----------	-----------	-----	------------	-------	-----

ENGINE ASSEMBLY


• 1	10001-20950	ASSY=ENGINE W/CLUTCH TO E/S A10-184227	1	1	R DRIVE EXC COUPE	
2	10001-20952	ASSY=ENGINE W/CLUTCH FROM E/S A10-184228	1	1	R DRIVE EXC ENGLAND & COUPE	Y
3	10001-20956	ASSY=ENGINE W/CLUTCH	1	1	PICK-UP AUSTRALIA	
4	10001-27750	ASSY=ENGINE W/CLUTCH	1	1	ENGLAND	
• 5	10001-24950	ASSY=ENGINE W/CLUTCH TO E/S A10-184237	1	1	L DRIVE	
6	10001-24951	ASSY=ENGINE W/CLUTCH FROM E/S A10-184228	1	1	L DRIVE	Y
7	10001-24954	ASSY=ENGINE W/CLUTCH	1	1	L DRIVE PICK-UP FLOOR SHIFT STD	
8	10001-24953	ASSY=ENGINE W/CLUTCH	1	1	UP SEDAN & VAN	
• 9	10001-29751	ASSY=ENGINE W/CLUTCH	1	1	COUPE	
10	10001-H0390	ASSY=ENGINE W/CLUTCH	1	1	COUPE	Y
11	10100-H0155	ASSY=ENGINE WITH DRIVE PLATE	1	1	SEDAN AUTOMATIC	
• 12	10102-18000	ASSY=ENGINE, RARE	1	1	ALL EXC COUPE	
• 13	10102-18001	ASSY=ENGINE, RARE	1	1	ALL EXC COUPE	Y
14	10102-H0100	ASSY=ENGINE RARE	1	1	ALL EXC COUPE	Y
• 15	10102-25700	ASSY=ENGINE, RARE	1	1	COUPE	

NISSAN MOTOR CO., LTD.

S	KEY NO.	PART NO.	PART NAME	QTY	SALES UNIT	MODEL	ICA
	16	10102-H0300	ASSY=ENGINE BARE	1	1	COUPE	Y
•	17	10103-16000	ASSY=ENGINE, SHORT	1	1	ALL EXC COUPE	Y
•	18	10103-18001	ASSY=ENGINE, SHORT	1	1	ALL EXC COUPE	Y
	19	10103-H0100	ASSY=ENGINE SHORT	1	1	ALL EXC COUPE	Y
•	20	10103-25700	ASSY=ENGINE, SHORT	1	1	COUPE	Y
	21	10103-H0300	ASSY=ENGINE SHORT	1	1	COUPE	Y
•	22	10101-18025	KIT=GASKETS, ENGINE REP AIR	1	1	ALL	Y
•	23	10101-18026	KIT=GASKETS ENGINE REP AIR	1	1	ALL	Y
•	24	10101-18027	KIT=GASKETS ENGINE REPAIR	1	1	ALL	Y
	25	10101-H1025	KIT=ENGINE GASKET	1	1	ALL	Y
•	26	11042-18025	KIT GASKETS VALVE REGRIINED	1	1	ALL	Y
	27	11042-18026	KIT=GASKETS VALVE REGRIINED	1	1	ALL	Y
	28	11042-H1025	KIT=GASKET VALVE REGRIIND	1	1	ALL	Y

M-100

CYLINDER BLOCK



S	KEY NO.	PART NO.	PART NAME	QTY	SALES UNIT	MODEL	ICA
---	---------	----------	-----------	-----	------------	-------	-----

CYLINDER BLOCK

1	11010-10006	ASSY-BLOCK, CYLINDER TO E/S A10-104227	1	ALL	EXC COUPE	
2	11010-10001	ASSY-BLOCK, CYLINDER FROM E/S A10-104228	1	ALL	EXC COUPE	C
3	10001-20956	ASSY-ENGINE W/CLUTCH	1	PICK-UP AUSTRALIA		
4	11010-29700	ASSY-BLOCK CYLINDER	1	1	COUPE	
5	17293-10001	BOLT FIXING BEARING CAP	6	10	ALL	
6	11010-29700	ASSY-BLOCK CYLINDER	1	1	COUPE	
7	09015-14000	WASHER-LOCK FIXING BEARING CAP	6	50	ALL	
8	11019-32200	PLUG-TAPER (44, 425)	1	10	ALL	
9	00933-13500	PLUG-TAPER (35)	3	25	ALL	
10	00933-15000	PLUG-TAPER (50)	1	10	ALL	
11	11021-30000	PLUG-CRANK CASE OIL GALLERY	2	ALL		
12	11021-13200	PLUG-CRANK CASE OIL GALLERY	2	10	ALL	Y
13	11022-16900	PLUG-TAPER (6)	5	10	ALL EXC COUPE	
14	00933-20650	PLUG-BLIND	5	50	COUPE	
15	11023-32200	DOWEL-TIMING CHAIN COVER	2	50	ALL	
16	11046-73402	DOWEL-TIMING CHAIN COVER	2	10	ALL	Y
17	3P412-73000	DOWEL-TIMING CHAIN LOCATING	2	10	ALL	

S	KEY NO.	PART NO.	PART NAME	QTY	SALES UNIT	MODEL	ICA
	18	30412-21000	DOWNEL-TIMING CHAIN LOCATING	2	1 ALL	Y	
•	19	13002-18000	SET-BUSHING, CAM SHAFT (STANDARD SIZE)	1	1 ALL		
•	20	13002-18020	SET-BUSHING CAM SHAFT (STANDARD SIZE)	1	1 ALL	Y	
	21	13002-H1020	SET-BUSHING CAM SHAFT STANDARD SIZE	1	1 ALL	Y	
•	22	13003-18000	SET-BUSHING, CAM SHAFT (0.25MM UNDER SIZE)	1	1 ALL		
•	23	13003-18020	SET-BUSHING CAM SHAFT (0.25MM UNDER SIZE)	1	1 ALL	Y	
	24	13003-H1020	SET-BUSHING CAM SHAFT 0.25MM UNDER SIZE	1	1 ALL	Y	
	25	13004-18000	SET-BUSHING, CAM SHAFT (0.50MM UNDER SIZE)	1	1 ALL		
•	26	13004-18020	SET-BUSHING CAM SHAFT (0.50MM UNDER SIZE)	1	ALL	Y	
	27	13004-H1020	SET-BUSHING CAM SHAFT 0.5MM UNDER SIZE	1	1 ALL	Y	
•	28	13004-18001	SET-BUSHING, CAM SHAFT (0.75MM UNDER SIZE)	1	1 ALL		
•	29	13005-18020	SET-BUSHING CAM SHAFT 0.75MM UNDER SIZE	1	ALL	Y	
	30	13005-H1020	SET-BUSHING CAM SHAFT 0.75MM UNDER SIZE	1	1 ALL	Y	
	31	0P216-82510	STUD(FIXING FUEL PUMP)	2	50 ALL		
	32	0P227-01810	STUD(FIXING ALTERNATOR)	2	50 ALL		
	33	0P216-84910	STUD(FIXING WATER PUMP)	5	50 ALL		
	34	0P226-81610	STUD(FIXING ENGINE MOUNTING BRACKET)	4	50 ALL		

S	KEY NO.	PART NO.	PART NAME	QTY	SALES UNIT	MODEL	ICA
	35	13081-18001	JLY-OIL, TIMING CHAIN (TO E/F A10-134227)	1	10 ALL		
•	36	12729-18000	SEAL-OIL, CRANK SHAFT REAR	1	5 ALL		
	37	12729-H1000	CRANK SHAFT REAR OIL SEAL	1	5 ALL		Y
	38	21045-18000	PIPE-SUCTION, WATER PUMP	1	1 ALL		
	39	21211-18000	PLUG-WATER DRAIN	1	10 ALL		
	40	13035-18000	ASSY-COVER, TIMING CHAIN (TO E/F A10-184227)	1	1 ALL		
•	41	13035-18001	ASSY-COVER, TIMING CHAIN (FROM E/F A10-184228)	1	1 ALL		N
	42	13035-H1000	ASSY-COVER, TIMING CHAIN	1	1 ALL		Y
•	43	13042-18000	SEAL-OIL, CRANK SHAFT FRONT	1	10 ALL		
	44	13510-H1000	CRANK SHAFT FRONT OIL SEAL	1	ALL		Y
•	45	13083-18000	TENSIONER-CHAIN, TENSION SIDE	1	ALL		
	46	13083-18001	TENSIONER-CHAIN, TENSION SIDE	1	5 ALL		Y
	47	13084-18000	SUPPORT-TENSIONER, TENSION SIDE	1	10 ALL		
	48	0P110-62010	BOLT(FIXING TENSIONER)	1	50 ALL		
•	49	11023-32200	DOWNEL-WATER PUMP	2	50 ALL		
	50	11046-73402	DOWNEL-WATER PUMP	2	10 ALL		Y
	51	0P110-64010	BOLT FIXING CHAIN COVER	6	50 ALL		
	52	0P915-13610	WASHER-LOCK FIXING CHAIN COVER	6	50 ALL		

D7

FIG 1

NISSAN MOTOR CO., LTD.

S	KEY NO.	PART NO.	PART NAME	QTY	SALES UNIT	MODEL	ICA
	53	13044-18000	GASKET-CHAIN COVER TO E/S A10-184227	1	10	ALL	
	54	13044-18001	GASKET-CHAIN COVER (FROM E/S A10-184228)	1	10	ALL	N
•	55	15140-18001	GAUGE-OIL LEVEL	1	1	ALL	
	56	11140-18002	GAUGE-OIL LEVEL	1	1	ALL	Y
•	57	10009-18000	SLINGER-ENGINE FRONT	1	10	ALL	
	58	10009-H1000	SLINGER-ENGINE FRONT	1	10	ALL	Y
	59	08110-01610	BOLT	1	50	ALL	
	60	11012-02700	LINER-CYLINDER (4.00 MM OVER SIZE)	4	4	ALL	
	61	11012-H1000	LINER-CYLINDER 400MM FOR SERVICE	4	4	ALL	
	62	11013-02700	LINER-CYLINDER (4.50MM OVER SIZE)	4	4	ALL	
	63	11013-H1000	LINER-CYLINDER 450MM FOR SERVICE	4	4	ALL	
	64	11014-02700	LINER-CYLINDER (5.00 MM OVER SIZE)	4	4	ALL	
	65	11014-H1000	LINER-CYLINDER 500MM FOR SERVICE	4	4	ALL	
	66	11110-18001	ASSY-OIL PAN (2.9L)	1	1	ALL	
•	67	11128-61001	PLUG-DRAIN	1	50	ALL	
•	68	11128-69000	PLUG-DRAIN	1	10	ALL	Y
	69	11128-69200	PLUG-DRAIN	1	10	ALL	Y
	70	11026-61000	GASKET-DRAIN PLUG	1	50	ALL	
	71	11130-18002	SEAL-OIL, OIL PAN FRONT	1	5	ALL	
	72	11131-18002	SEAL-OIL, OIL PAN REAR	1	5	ALL	
	73	11132-18001	GASKET-OIL PAN (R.H.)	1	10	ALL	
	74	11133-18001	GASKET-OIL PAN (L.H.)	1	10	ALL	

H-1007

NISSAN MOTOR CO., LTD.

FIG 1

S	KEY NO.	PART NO.	PART NAME	QTY	SALES UNIT	MODEL	ICA
	75	0P110-61410	BOLT FIXING OIL PAN	16	50	ALL	
	76	0P015-13810	WASHER-LOCK FIXING OIL PAN	16	50	ALL	
	77	11029-18000	STUD-OIL PAN GASKET LOCATING	4	1	ALL	

REVISED: JUNE, 1971

1- - 4

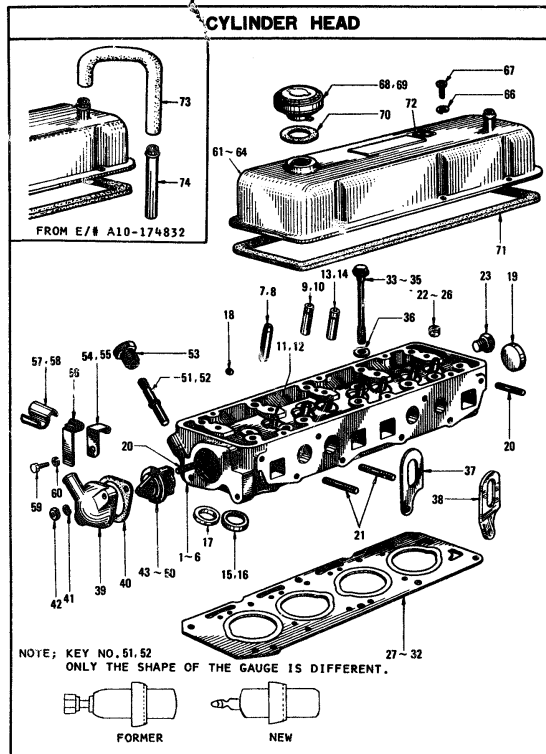
Printed in Japan

REVISED: JUNE, 1971

1- - 5

Printed in Japan

CYLINDER HEAD

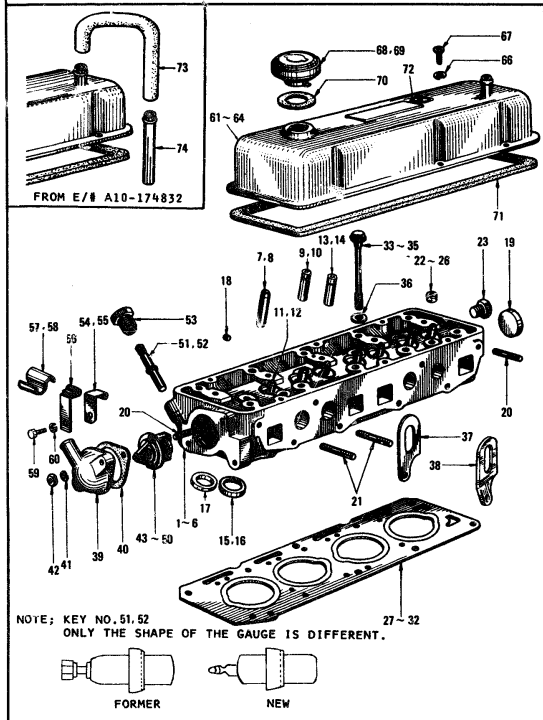


KEY NO.	PART NO.	PART NAME	QTY	SALES UNIT	MODEL	ICA
---------	----------	-----------	-----	------------	-------	-----

CYLINDER HEAD

1	11041-18001	ASSY=HEAD, CYLINDER	1	1	ALL EXC COUPE	
2	11041-18002	ASSY=HEAD CYLINDER	1	1	ALL EXC COUPE	Y
3	11041-H0100	ASSY=HEAD CYLINDER	1	1	ALL EXC COUPE	Y
4	11041-H1001	ASSY=HEAD CYLINDER	1	1	ALL EXC COUPE	C
5	11041-23701	ASSY=HEAD CYLINDER	1	1	COUPE	
6	11041-H0300	ASSY=HEAD CYLINDER	1	1	COUPE	Y
7	13212-18010	GUIDE=VALVE, INTAKE	4	10	ALL	
8	13212-18011	GUIDE=VALVE, INTAKE	4	10	ALL	Y
9	13212-H0110	INTAKE VALVE GUIDE	4	4	ALL	Y
10	13212-H0111	INTAKE VALVE GUIDE	4	4	ALL	Y
11	13213-18010	GUIDE=VALVE, EXHAUST	4	10	ALL	
12	13213-H0110	GUIDE=VALVE, EXHAUST	4	10	ALL	Y
13	13213-H0110	EXHAUST VALVE GUIDE	4	4	ALL	Y
14	13213-H0111	EXHAUST VALVE GUIDE	4	4	ALL	Y
15	11098-18010	INSERT=VALVE SEAT, INTAKE	4	5	ALL	
16	11098-18011	INSERT=VALVE SEAT, INTAKE	4	10	ALL	Y
17	11099-18010	INSERT=VALVE SEAT, EXHAUST	4	5	ALL	
18	00933-20690	PLUG=TAPER	2	50	ALL	
19	00933-14000	PLUG=TAPER	1	10	ALL	

CYLINDER HEAD



KEY NO.	PART NO.	PART NAME	QTY	SALES UNIT	MODEL	ICA
---------	----------	-----------	-----	------------	-------	-----

CYLINDER HEAD

• 1	11041-18001	ASSY-HEAD, CYLINDER	1	1	ALL EXC COUPE	
• 2	11041-18002	ASSY-HEAD CYLINDER	1	1	ALL EXC COUPE	Y
3	11041-H0100	ASSY-HEAD CYLINDER	1	1	ALL EXC COUPE	Y
4	11041-H1801	ASSY-HEAD CYLINDER	1	1	ALL EXC COUPE	C
• 5	11041-25701	ASSY-HEAD CYLINDER	1	1	COUPE	
6	11041-H0300	ASSY-HEAD CYLINDER	1	1	COUPE	Y
• 7	13212-18010	GUIDE-VALVE, INTAKE	4	10	ALL	
• 8	13212-18011	GUIDE-VALVE, INTAKE	4	10	ALL	Y
• 9	13212-H0110	INTAKE VALVE GUIDE	4	4	ALL	Y
10	13212-H0111	INTAKE VALVE GUIDE	4	4	ALL	Y
• 11	13213-18010	GUIDE-VALVE, EXHAUST	4	10	ALL	
• 12	13213-18011	GUIDE-VALVE, EXHAUST	4	10	ALL	Y
• 13	13213-H0110	EXHAUST VALVE GUIDE	4	4	ALL	Y
14	13213-H0111	EXHAUST VALVE GUIDE	4	4	ALL	Y
• 15	11098-18010	INSERT-VALVE SEAT, INTAKE	4	5	ALL	
16	11098-18011	INSERT-VALVE SEAT, INTAKE	4	10	ALL	Y
17	11099-18010	INSERT-VALVE SEAT, EXHAUST	4	5	ALL	
18	00933-20690	PLUG-TAPER	2	50	ALL	
19	00933-14000	PLUG-TAPER	1	10	ALL	

S	KEY NO.	PART NO.	PART NAME	QTY	SALES UNIT	MODEL	ICA
	20	08216-82910	STUD-WATER OUTLET & MANIFOLD	6	50	ALL	
	21	08216-82810	STUD-MANIFOLD	5	50	ALL	
•	22	11051-73400	PLUG-BLIND, CYLINDER HEAD	4		ALL	
	23	11051-73401	PLUG-BLIND, CYLINDER HEAD	4	10	ALL	Y
•	24	11051-73402	PLUG-BLIND CYLINDER HEAD	4		ALL	Y
	25	11051-73403	PLUG-BLIND CYLINDER HEAD	4	10	ALL	Y
	26	00931-30610	PLUG-HEATER OUTLET MULE	1	50	ALL	
•	27	11044-18000	GASKET-CYLINDER HEAD	1	10	ALL	
•	28	11044-18001	GASKET-CYLINDER HEAD	1	10	ALL	Y
•	29	11044-18002	GASKET-CYLINDER HEAD	1	10	ALL	Y
	30	11044-H1000	GASKET-CYLINDER HEAD	1	10	ALL	Y
•	31	11044-18004	GASKET-CYLINDER HEAD	1	10	ALL	Y
	32	11044-H1000	GASKET-CYLINDER HEAD	1	10	ALL	
•	33	11056-18000	BOLT FIXING CYLINDER HEAD	10	5	ALL	
	34	11056-18001	BOLT FIXING CYLINDER HEAD	9	5	ALL	Y
	35	11057-18000	BOLT FIXING CYLINDER HEAD	1	10	ALL	Y
	36	11058-18000	WASHER-LOCK FIXING CYLINDER HEAD	10	10	ALL	
•	37	10005-18000	SLINGER-ENGINE FRONT	1	10	ALL	
	38	10005-H1000	SLINGER-ENGINE FRONT	1	10	ALL	Y
	39	11060-18300	OUTLET-WATER	1	1	ALL	

M-100

S	KEY NO.	PART NO.	PART NAME	QTY	SALES UNIT	MODEL	ICA
	40	11062-18000	WASHER-JOINT, WATER OUTLET	1	10	ALL	
	41	08915-13810	WASHER-LOCK FIXING WATER OUTLET	2	50	ALL	
	42	08911-13810	NUT FIXING WATER OUTLET	2	50	ALL	
•	43	21200-61000	ASSY-THERMOSTAT (76.5 DEGREES)	1	1	ALL	
	44	21200-78502	ASSY-THERMOSTAT (76.5 DEGREES)	1	1	ALL	Y
•	45	21200-61001	ASSY-THERMOSTAT (FRIGID ZONE) (82 DEGREES)	1	1	ALL (OP.)	
	46	21200-78500	ASSY-THERMOSTAT (FRIGID ZONE) (82 DEGREES)	1	1	ALL	Y
•	47	21200-78501	ASSY-THERMOSTAT (FRIGID ZONE) (80 DEGREES)	1	1	ALL	
•	48	21200-78503	ASSY-THERMOSTAT (FRIGID ZONE) (88 DEGREES)	1	1	ALL	Y
•	49	21200-78505	ASSY-THERMOSTAT (FRIGID ZONE) (88 DEGREE 5)	1	1	ALL	Y
	50	21200-78506	ASSY-THERMOSTAT (FRIGID ZONE) (88 DEGREE 6)	1	1	ALL	Y
	51	25080-62200	GAUGE UNIT-WATER TEMPERATURE	1	5	ALL	
	52	25080-89900	GAUGE UNIT-WATER TEMPERATURE	1	5	ALL	C
	53	25251-30100	NUT-BROJND	1	10	ALL	
	54	17106-18001	CLAMP-TUBE FUEL PUMP TO CARBURETOR (TOE/AL10-211301)	1	5	ALL	
	55	17106-18002	CLAMP-TUBE FUEL PUMP TO CAR (FRON E/P AL10-211302)	1	10	ALL	N

D10

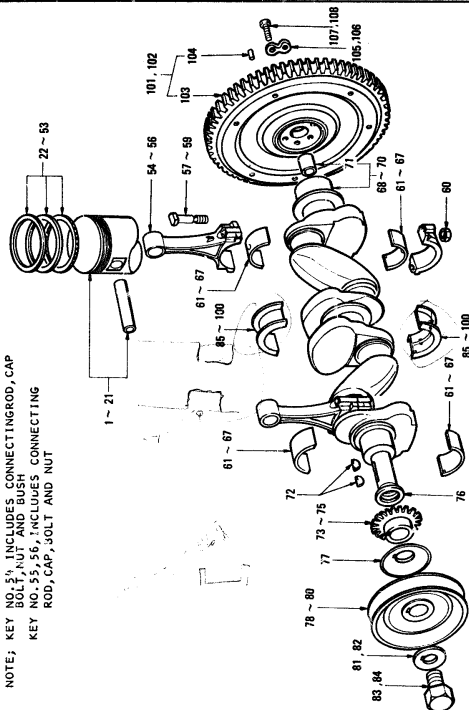
FIG 2

NISSAN MOTOR CO., LTD.

S	KEY NO.	PART NO.	PART NAME	QTY	SALES UNIT	MODEL	ICA
	56	22328-18000	CLAMP-VACUUM CONTROL TUBE	1	10	ALL	
•	57	22328-H1000	CLAMP-TUBE VACUUM	1	10	ALL	
	58	22328-H1003	CLAMP-TUBE VACUUM	1	10	ALL	
	59	08120-61210	BOLT M6	2	50	ALL	
	60	08915-13610	WASHER-SPRING M6	2	90	ALL	
•	61	13264-18001	ASSY-COVER, VALVE ROCKER	1		ALL	
•	62	13264-18002	ASSY-COVER VALVE ROCKER	1	1	ALL	Y
•	63	13264-18003	ASSY-COVER VALVE ROCKER	1	1	ALL	Y
	64	13264-H0100	ASSY-COVER VALVE ROCKER	1	1	ALL	Y
	65	13292-18000	PLATE-RAFFLE ROCKER COVER	1	1	OP ALL	
	66	08915-13610	WASHER-LOCK FIXING ROCKET KEY COVER	6	90	ALL	
•	67	08310-61610	SCREW FIXING ROCKET COVER	6	50	ALL	
•	68	15255-15853	CAP-OIL FILLER	1	1	ALL	
	69	15255-10892	CAP-OIL FILLER	1	1	ALL	Y
•	70	15270-11200	PACKING-OIL FILLER CAP	1	10	ALL	
	71	13270-18001	PACKING-ROCKER COVER	1	10	ALL	
	72	18210-18001	CLAMP-ACCELERATOR WIRE	1	10	ALL	
	73	11816-20900	HOSE-ROCKER COVER TO BLOCK (FROM E/S A10-174832)	1	5	ALL	
	74	11815-20900	TUBE-BREATHING (FROM E/S A10-174832)	1	1	ALL	

1088

PISTON & CRANKSHAFT



NOTE: KEY NO. 54 INCLUDES CONNECTING ROD, CAP
BOLT, NUT AND BUSH
KEY NO. 55, 56, 1 INCLUDES CONNECTING
ROD, CAP, BOLT AND NUT

S	KEY NO.	PART NO.	PART NAME	QTY	SALES UNIT	MODEL	ICA
---	---------	----------	-----------	-----	------------	-------	-----

PISTON & CRANKSHAFT

• 1	12012-18001	SET-PISTON, WITH PISTON PIN (STANDARD SIZE)	4	4	ALL		
• 2	12010-18011	SET-PISTON WITH PISTON PIN (STANDARD SIZE)	4	4	ALL		Y
• 3	12010-18021	SET-PISTON WITH PIN STANDARD	4	4	ALL		Y
• 4	12013-18001	SET-PISTON, WITH PISTON PIN (0.25 MM OVER SIZE)	4	4	ALL		
• 5	12010-18013	SET-PISTON WITH PISTON PIN (0.25 MM OVER SIZE)	4	4	ALL		Y
• 6	12010-18023	SET-PISTON WITH PIN (0.25 MM OVER SIZE)	4	4	ALL		Y
• 7	12014-18001	SET-PISTON, WITH PISTON PIN (0.30 MM OVER SIZE)	4	4	ALL		
• 8	12010-18014	SET-PISTON WITH PISTON PIN (0.30 MM OVER SIZE)	4	4	ALL		Y
• 9	12010-18024	SET-PISTON WITH PIN (0.30 MM OVER SIZE)	4	4	ALL		Y
• 10	12015-18001	SET-PISTON, WITH PISTON PIN (0.75 MM OVER SIZE)	4	4	ALL		
• 11	12010-18015	SET-PISTON WITH PISTON PIN (0.75 MM OVER SIZE)	4	4	ALL		Y
• 12	12010-18025	SET-PISTON WITH PIN (0.75 MM OVER SIZE)	4	4	ALL		Y
• 13	12016-18001	SET-PISTON, WITH PISTON PIN (1.00 MM OVER SIZE)	4	4	ALL		
• 14	12010-18016	SET-PISTON WITH PISTON PIN (1.00 MM OVER SIZE)	4	4	ALL		Y

S KEY NO.	PART NO.	PART NAME	QTY	SALES UNIT	MODEL	ICA
15	12010-10026	SET-PISTON WITH PIN (1.00MM OVER SIZE)	4	4 ALL	Y	
16	12017-10001	SET-PISTON WITH PISTON PIN(1.25 MM OVER SIZE)	4	ALL		
17	12010-10017	SET-PISTON WITH PISTON PIN(1.25MM OVER SIZE)	4	4 ALL	Y	
18	12010-10027	SET-PISTON WITH PIN (1.25MM OVER SIZE)	4	4 ALL	Y	
19	12010-10001	SET-PISTON WITH PISTON PIN(1.50 MM OVER SIZE)	4	4 ALL		
20	12010-10010	SET-PISTON WITH PISTON PIN(1.50MM OVER SIZE)	4	ALL	Y	
21	12010-10020	SET-PISTON WITH PIN (1.50MM OVER SIZE)	4	4 ALL	Y	
22	12033-13900	SET-RING, PISTON (STANDA RD SIZE)	1	1 ALL		
23	12033-13901	SET-RING, PISTON (RIK-VE NT) (STANDARD SIZE) 7 KG /CM2	1	1 ALL	Y	
24	12033-10100	SET-RING, PISTON (RIK-VE NT) (STANDARD SIZE) 12 K G/CM2	1	1 ALL	Y	
25	12033-H1002	SET-RING PISTON STANDARD	1	1 ALL		
26	12033-B3040	SET-RING PISTON STANDARD	1	ALL	Y	
27	12034-13900	SET-RING, PISTON 0.25 M M OVER SIZE	1	1 ALL		
28	12034-13901	SET-RING, PISTON (RIK-VE NT) 7KG/CM2 0.25MM OVER SIZE	1	1 ALL	Y	
29	12034-10100	SET-RING, PISTON (RIK-VE NT) 12KG/CM2 0.25 MM OV ER SIZE	1	1 ALL	Y	

3- = 2

Printed in Japan

REVISED: DECEMBER, 1970

S KEY NO.	PART NO.	PART NAME	QTY	SALES UNIT	MODEL	ICA
30	12034-H1002	SET-RING PISTON (0.25MM OVER SIZE)	1	1 ALL		
31	12035-13900	SET-RING, PISTON 0.50 M M OVER SIZE	1	1 ALL		
32	12035-13901	SET-RING, PISTON (RIK-VE NT) 7KG/CM2 0.50 MM OVE R SIZE	1	ALL	Y	
33	12035-10100	SET-RING, PISTON (RIK-VE NT) 12KG/CM2 0.50 MM OV ER SIZE	1	1 ALL	Y	
34	12035-H1002	SET-RING PISTON (0.50MM OVER SIZE)	1	1 ALL		
35	12035-B3040	SET-RING PISTON (0.50MM OVER SIZE)	1	ALL	Y	
36	12036-13900	SET-RING, PISTON 0.75 M M OVER SIZE	1	1 ALL		
37	12036-13901	SET-RING, PISTON (RIK-VE NT) 7KG/CM2 0.75 MM OVE R SIZE	1	1 ALL	Y	
38	12036-10100	SET-RING, PISTON (RIK-VE NT) 12KG/CM2 0.75 MM OVE R SIZE	1	1 ALL	Y	
39	12036-H1002	SET-RING PISTON (0.75MM OVER SIZE)	1	1 ALL		
40	12037-13900	SET-RING, PISTON 1.00 M M OVER SIZE	1	1 ALL		
41	12037-13901	SET-RING, PISTON (RIK-VE NT) 7KG/CM2 1.00 MM OVE R SIZE	1	ALL	Y	
42	12037-10100	SET-RING, PISTON (RIK-VE NT) 12KG/CM2 1.00 MM OV ER SIZE	1	1 ALL	Y	
43	12037-H1002	SET-RING PISTON (1.00MM OVER SIZE)	1	1 ALL		
44	12037-B3040	SET-RING PISTON (1.00MM OVER SIZE)	1	ALL	Y	

3- = 3

Printed in Japan

REVISED: DECEMBER, 1970

S	KEY NO.	PART NO.	PART NAME	QTY	SALES UNIT	MODEL	ICA
•	45	12038-13900	SEY-RING,PISTON 1,25MM OVER SIZE	1	1	ALL	
•	46	12038-13901	SEY-RING,PISTON(RIK-VENT)7KG/CM21,25MM OVERS IZE	1	1	ALL	Y
	47	12038-19100	SEY-RING,PISTON(RIK-VENT)12KG/CM2 1,25 MM OVER SIZE	1	1	ALL	Y
	48	12038-H102	SEY-RING PISTON (1,25MM OVER SIZE)	1	1	ALL	
•	49	12039-13900	SEY-RING,PISTON 1,50MM OVER SIZE	1	1	ALL	
•	50	12039-13901	SEY-RING,PISTON 1,50MM OVER SIZE	1	1	ALL	Y
	51	12039-19100	SEY-RING,PISTON(RIK-VENT)12KG/CM2 1,50 MM OVER SIZE	1	1	ALL	Y
	52	12039-H1002	SEY-RING PISTON (1,50MM OVER SIZE)	1	1	ALL	
	53	12039-B3048	SEY-RING PISTON (1,50MM OVER SIZE)	1		ALL	Y
	54	12100-18000	ASBY-ROD,CONNECTING	4	1	ALL	
•	55	12100-18050	COMP=CONNECTING ROD	4	1	ALL	C
	56	12100-18000	COMP=CONNECTING ROD	4	1	ALL	Y
•	57	12109-18000	BOLT=CONNECTING ROD	8	10	ALL	
	58	12109-H1001	BOLT=CONNECTING ROD	8	10	ALL	Y
	59	12109-H1011	BOLT=CONNECTING ROD (FROM OCT-69)	8	10	ALL	
	60	12112-18000	NUT	8	50	ALL	
	61	12111-20900	BUSHING=CONNECTING ROD (STANDARD SIZE)(F770)	8	10	ALL	
	62	12111-20901	BUSHING=CONNECTING ROD (0,08 MM UNDER SIZE)(F770)	8	10	ALL	

S	KEY NO.	PART NO.	PART NAME	QTY	SALES UNIT	MODEL	ICA
	63	12111-20902	BUSHING=CONNECTING ROD (0,12 MM UNDER SIZE)(F770)	8	10	ALL	
	64	12111-20903	BUSHING=CONNECTING ROD (0,25 MM UNDER SIZE)(F770)	8	10	ALL	
	65	12111-20904	BUSHING=CONNECTING ROD (0,50 MM UNDER SIZE)(F770)	8	10	ALL	
	66	12111-20905	BUSHING=CONNECTING ROD (0,75 MM UNDER SIZE)(F770)	8	10	ALL	
	67	12111-20906	BUSHING=CONNECTING ROD (1,00MM UNDER SIZE)(F770)	8	10	ALL	
	68	12200-18000	ASBY=CRANK SHAFT (UP T O E/#A10-07870)	1	1	ALL	
	69	12200-18001	ASBY=CRANK SHAFT (FROM E/#A10-07871)	1	1	ALL	N
	70	12200-18002	ASBY=CRANK SHAFT	1		ALL	Y
	71	32202-18000	BUSHING=PILOT	1	10	ALL	
	72	12314-30000	KEY=HOODRUFF	2	10	ALL	
	73	13021-18001	SPROCKET=CRANK SHAFT TO E/# A10-184227	1	1	ALL	
•	74	13021-18002	SPROCKET=CRANK SHAFT FROM E/# A10-184228	1	1	ALL	N
	75	13021-H1000	SPROCKET=CRANK SHAFT	1	1	ALL	Y
	76	12301-30000	WASHER=PACKING,CRANK S HAFT	1	50	ALL	
	77	12302-18000	THROWER-OIL,CRANK SHAF T	1	1	ALL	
	78	12303-18002	PULLEY=CRANK SHAFT	1	1	ALL	
•	79	12303-18001	PULLEY=CRANK SHAFT(FOR COOLER)	1	1	OP,ALL	

NISSAN MOTOR CO., LTD.

S KEY NO.	PART NO.	PART NAME	QTY	SALES UNIT	MODEL	ICA
80	12303-18010	PULLEY=CRANK SHAFT (FOR COOLER)	1	1	OP ALL	Y
81	12308-18000	WASHER=LOCK,PULLEY BOLT	1	10	ALL	
82	12308-H1000	WASHER=LOCK,PULLEY BOLT	1	10	ALL	C
83	12309-18000	BOLT=CRANK PULLEY	1	1	ALL	
84	12309-78200	BOLT=CRANK PULLEY	1	5	ALL	C
85	12215-18025	SET=BUSHING,MAIN BEARING(STANDARD SIZE)	1	1	ALL	
86	12207-18025	SET=BUSHING,MAIN BRG (STD)(F500 OVERLAY)	1	1	ALL	Y
87	12207-H1010	SET=BUSHING MAIN BEARING(STD)(F770)	1	1	PICK-UP	
88	12215-18026	SET=BUSHING,MAIN BEARING(0,25 MM UNDER SIZE)	1	1	ALL	
89	12207-18026	SET=BUSHING,MAIN BRG (0,25 MM)(F500 OVERLAY)	1	1	ALL	Y
90	12209-H1010	SET=BUSHING MAIN BEARING(0,25MM F770)	1	1	PICK-UP	
91	12248-18000	BUSHING=MAIN BEARING CENTER(0,02MM F500 OVERLY)	1	4	ALL	
92	12248-H1000	BUSHING=MAIN BEARING CENTER(0,02MM F770)	1	4	PICK-UP	
93	12215-18027	SET=BUSHING,MAIN BEARING(0,50 MM UNDER SIZE)	1	1	ALL	
94	12207-18027	SET=BUSHING,MAIN BRG (0,50 MM)(F500 OVERLAY)	1	1	ALL	Y
95	12210-H1010	SET=BUSHING,MAIN BEARING(0,50MM F770)	1	1	PICK-UP	
96	12215-18028	SET=BUSHING,MAIN BEARING(0,75 MM UNDER SIZE)	1	1	ALL	

3 - 6

REVISED: DECEMBER, 1970

Printed in Japan

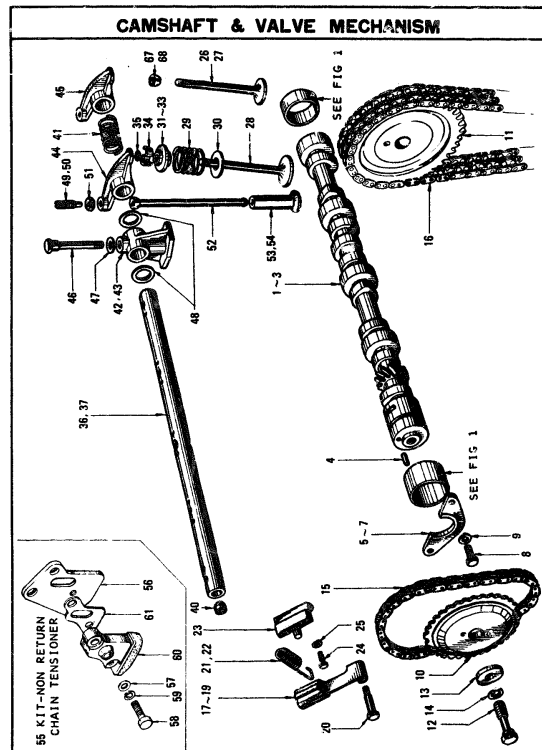
NISSAN MOTOR CO., LTD.

S KEY NO.	PART NO.	PART NAME	QTY	SALES UNIT	MODEL	ICA
97	12207-18028	SET=BUSHING,MAIN BRG (0,75 MM)(F500 OVERLAY)	1	1	ALL	Y
98	12211-H1010	SET=BUSHING MAIN BEARING(0,75MM F770)	1	1	PICK-UP	
99	12215-18029	SET=BUSHING,MAIN BEARING(1,00 MM UNDER SIZE)	1	6	ALL	
100	12207-18029	SET=BUSHING,MAIN BRG (1,00 MM)(F500 OVERLAY)	1	1	ALL	Y
101	12310-18001	ASSY=FLYWHEEL (UP TO E / #A10-87870)	1	1	ALL	
102	12310-18002	ASSY=FLYWHEEL (FROM E / #A10-87871)	1	1	ALL	N
103	12312-18000	GEAR=RING,FLYWHEEL	1	1	ALL	
104	12313-10600	DUNEL=FLYWHEEL	2	10	ALL	
105	12314-18001	WASHER=FLYWHEEL (UP TO E / #A10-87870)	3	10	ALL	
106	12314-18002	WASHER=FLYWHEEL (FROM E / #A10-87871)	3	10	ALL	N
107	12315-18000	BOLT=FLYWHEEL (UP TO E / #A10-87870)	6	10	ALL	
108	12315-18001	BOLT=FLYWHEEL (FROM E / #A10-87871)	6	10	ALL	N

3 - 7

REVISED: DECEMBER, 1970

Printed in Japan



S	KEY NO.	PART NO.	PART NAME	QTY	SALES UNIT	MODEL	ICA
---	---------	----------	-----------	-----	------------	-------	-----

CAMSHAFT & VALVE MECHANISM

1	13001-10000	CAMSHAFT	1	1	ALL		
2	13001-10010	CAMSHAFT	1	1	ALL		C
3	13001-10001	CAM SHAFT	1	1	ALL		Y
4	13032-10000	DOWEL-CAMSHAFT GEAR	1	10	ALL		
5	13010-10000	PLATE-CAMSHAFT	1	1	ALL		
6	13010-10001	PLATE-CAMSHAFT	1	5	ALL		Y
7	13010-10010	PLATE-CAMSHAFT GEARING	L 1	5	ALL		
8	08110-01610	BOLT FIXING CAMSHAFT PLATE	2	90	ALL		
9	08015-13610	WASHER-LOCK FIXING CAM SHAFT PLATE	2	90	ALL		
10	13024-10000	SPROCKET-CAMSHAFT (TO E/P A10-104227)	1	1	ALL		
11	13024-10001	SPROCKET-CAMSHAFT (FROM E/P A10-104228)	1	1	ALL		N
12	13082-10000	BOLT-CAMSHAFT SPROCKET	1	10	ALL		
13	13030-10000	WASHER-CAMSHAFT	1	5	ALL		
14	08015-14000	WASHER-LOCK	1	90	ALL		
15	13020-10000	CHAIN-CAMSHAFT SINGLE (TO E/P A10-104227)	1	1	ALL		
16	13023-10001	CHAIN-CAMSHAFT DUPLEX (FROM E/P A10-104228)	1	1	ALL		N
17	13075-10001	TENSIONER-CHAIN	1		ALL		
18	13071-10002	TENSIONER-CHAIN	1	5	ALL		Y

NISSAN MOTOR CO., LTD.

S	KEY NO.	PART NO.	PART NAME	QTY	SALES UNIT	MODEL	ICA
	19	13070-19001	TENSIONER HYDRAULIC FOR DUPLEX (FROM E/P#A10-184228)	1	1 ALL		N
	20	13070-18000	BOLT-CHAIN TENSIONER (TO E/P# A10-184227)	1	50 ALL		
	21	13073-18003	SPRING-CHAIN TENSIONER	1	10 ALL		
	22	13073-18004	SPRING-CHAIN TENSIONER (TO E/P# A10-184227)	1	10 ALL	Y	
	23	13080-18002	SUPPORT-CHAIN TENSIONER SPRING (TO E/P# A10-184227)	1	5 ALL		
	24	08110-61200	BOLT FIXING CHAIN TENSIONER	2	50 ALL		
	25	08915-13610	WASHER-LOCK FIXING CHAIN TENSIONER	2	50 ALL		
	26	13201-10000	VALVE-INTAKE	4	4 ALL		
	27	13201-H1000	VALVE-INTAKE	4	4 ALL	Y	
	28	13202-10000	VALVE-EXHAUST	4	4 ALL		
	29	13203-10000	SPRING-VALVE	8	10 ALL		
	30	13205-10000	SLAT-VALVE SPRING	8	10 ALL		
	31	13209-10000	RETAINER-VALVE SPRING	8	5 ALL		
	32	13209-H2300	RETAINER-VALVE SPRING	8	5 ALL	Y	
	33	13209-H2301	RETAINER-VALVE SPRING	1	ALL		
	34	13210-73430	COLLET-VALVE	16	10 ALL		
	35	13207-18000	SEAL-OIL VALVE	8	10 ALL		
	36	13251-10000	ASSY-SHAFT W/ROCKER AND BRACKET	1	1 ALL		
	37	13251-18050	ASSY-SHAFT W/ROCKER AND BRACKET	1	ALL	Y	
	38	13252-10000	ASSY-SHAFT VALVE ROCKER	1	1 ALL		

K-100

NISSAN MOTOR CO., LTD.

FIG 4

S	KEY NO.	PART NO.	PART NAME	QTY	SALES UNIT	MODEL	ICA
	39	13253-45000	JOINT-BALL VALVE ROCKER	8	5 ALL		
	40	13254-50000	PLUG-EXPANSION ROCKER SHAFT	2	50 ALL		
	41	13254-18000	SPRING-INSIDE ROCKER SHAFT	4	10 ALL		
	42	13222-10001	BRACKET-ROCKER SHAFT	5	5 ALL		
	43	13222-18002	BRACKET-ROCKER SHAFT NO. 3	1	5 OP, ALL		
	44	13257-10001	ROCKER-VALVE NO. 1	4	5 ALL		
	45	13258-10001	ROCKER-VALVE NO. 2	4	5 ALL		
	46	13234-10000	BOLT-ROCKER SHAFT	5	10 ALL		
	47	08915-43610	WASHER-PLAIN	2	50 ALL		
	48	13225-10000	SPACER-ROCKER VALVE	4	10 ALL		
	49	13207-10000	SCREW ADJUSTING ROCKER VALVE	8	10 ALL		
	50	13234-10000	SCREW ADJUSTING ROCKER VALVE	8	10 ALL	Y	
	51	13208-10001	NUT ADJUSTING ROCKER VALVE	8	10 ALL		
	52	13228-10001	ROD-PUSH	8	5 ALL		
	53	13231-10001	LIFTER-VALVE	8	4 ALL		
	54	13231-H1000	LIFTER-VALVE	8	4 ALL		C
	55	13070-19010	KIT-MCN RETURN TYPE CHAIN TENSIONER FOR SINGLE CHAIN	1	1 ALL		
	56	13085-10010	ASSY SPACER CHAIN TENSIONER	1	5 ALL		
	57	08915-43610	WASHER PLAIN NO	2	50 ALL		
	58	08120-61610	BOLT M6X1.0	1	50 ALL		
	59	08915-13610	WASHER LOCK	1	50 ALL		

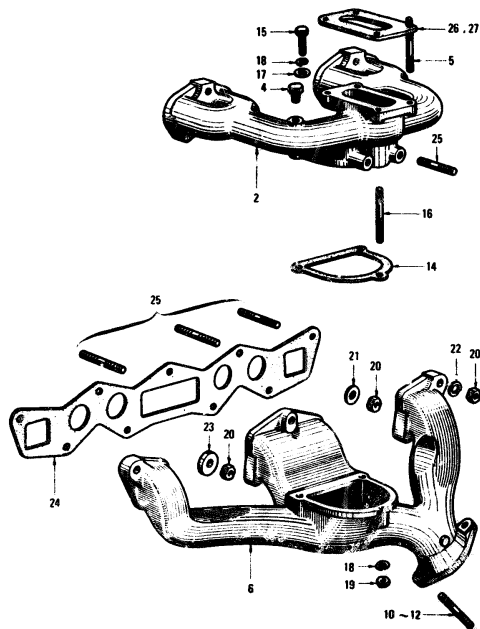
E1
Pg. 1

NISSAN MOTOR CO., LTD.

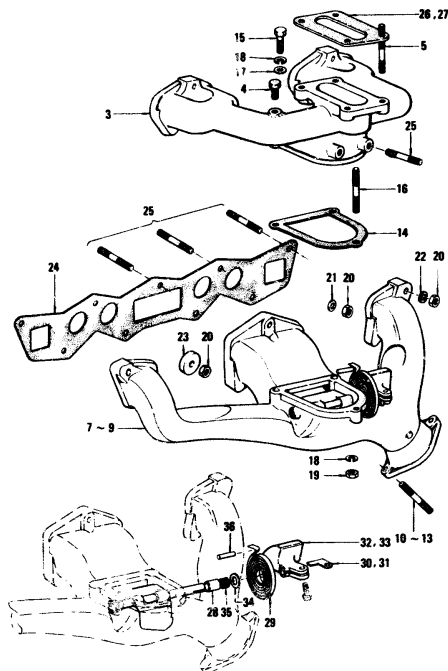
S	KEY NO.	PART NO.	PART NAME	QTY	SALES UNIT	MODEL	ICA
	60	13071-10010	ASSY CHAIN TENTIONER	1	1	ALL	
	61	13079-10010	GASKET CHAIN TENTIONER	1	10	ALL	
	62	08120-62910	BOLT M6	1	90	ALL	
	63	08915-13610	WASHER LOCK	1	90	ALL	
	64	08120-62810	BOLT M6	2	90	ALL	
	65	08915-43610	WASHER PLAIN M6	1	90	ALL	
	66	12302-10010	OIL THROWER CRANK SHAFT	1	5	ALL	
	67	13219-16000	SHROUD-VALVE INNER	4	10	ALL	
	68	13219-H1000	SHROUD-VALVE INNER	4	10	ALL	Y

1-1000

MANIFOLD (10-A10-200837)



MANIFOLD (FROM-A10-200838)



M. 1011

S	KEY NO.	PART NO.	PART NAME	QTY	SALES UNIT	MODEL	ICA
---	---------	----------	-----------	-----	------------	-------	-----

MANIFOLD

1	14000-18000	ASSEMBLY MANIFOLD INTAKE & EXHAUST (TO E/S A10-200839)	1	1	ALL EXC COUPE		
2	14003-18000	MANIFOLD-INTAKE (TO E/S A10-200839)	1	1	ALL		
3	14003-18001	MANIFOLD-INTAKE (FROM E/S A10-200839)	1	1	ALL	N	
4	00931-30210	PLUG	1	90	ALL		
5	08216-62210	STUD (FIXING CARBURETOR)	4	30	ALL		
6	14004-18000	MANIFOLD-EXHAUST (TO E/S A10-200839)	1	1	ALL EXC COUPE		
7	14004-18009	MANIFOLD-EXHAUST (FROM E/S A10-200839)	1	1	ALL EXC COUPE	N	
8	14004-18031	EXHAUST MANIFOLD	1	1	ALL EXC COUPE	Y	
9	14004-25700	MANIFOLD-EXHAUST	1	1	COUPE		
10	00216-02810	STUD TO EX TUBE TO C/S 010-27991, V010-31199	2	50	R DRIVE		
11	00213-02800	STUD TO EX TUBE FROM C/S 010-27992, V010-31200	2		ALL	N	
12	00213-07950	STUD TO EX TUBE (FROM C/S 010-27992, V010-31200)	2	25	ALL EXC COUPE	Y	
13	00216-02200	STUD TO EXHAUST TUBE	3	50	COUPE		
14	14005-18000	GASKET-INTAKE TO EXHAUST MANIFOLD	1	10	ALL		
15	00510-03210	BOLT INTAKE TO EXHAUST MANIFOLD	2	50	ALL		

M-1013

S	KEY NO.	PART NO.	PART NAME	QTY	SALES UNIT	MODEL	ICA
14	00216-63010	STUD INTAKE TO EXHAUST MANIFOLD	1	50	ALL		
17	00915-43610	WASHER-PLAIN INTAKE TO EXHAUST MANIFOLD	2	50	ALL		
18	00915-13610	WASHER-LOCK INTAKE TO EXHAUST MANIFOLD	3	50	ALL		
19	00911-10610	NUT INTAKE TO EXHAUST MANIFOLD	1	50	ALL		
20	00911-13810	NUT CYLINDER HEAD TO MANIFOLD	9	50	ALL		
21	00915-43810	WASHER-PLAIN CYLINDER HEAD TO MANIFOLD	2	50	ALL		
22	00915-13810	WASHER-LOCK CYLINDER HEAD TO MANIFOLD	3	50	ALL		
23	14037-32200	YUKE-MANIFOLD	4	50	ALL		
24	14035-18000	GASKET-MANIFOLD TO CYLINDER HEAD	1	10	ALL		
25	00216-61410	STUD (FIXING AIR CLEANER SUPPORT)	2	50	ALL		
26	14174-18000	INSULATOR-CARBURETOR	1	5	ALL		
27	14174-41000	INSULATOR-CARBURETOR	1	5	ALL		Y
28	14024-58000	RUSH-HEAT CONTROL VALVE (FROM E/S A10-200839)	2	50	ALL		
29	14022-58000	SPRING-HEAT CONTROL (FROM E/S A10-200839)	1	5	ALL		
30	14025-85060	KEY-HEAT CONTROL (FROM E/S A10-200839)	1		ALL		
31	14025-85061	KEY-HEAT CONTROL (FROM E/S A10-200839)	1	10	ALL		Y
32	14026-18000	WEIGHT-COUNTER (FROM E/S A10-200839)	1	10	ALL		
33	14026-18001	WEIGHT-COUNTER	1	1	ALL		Y

E4
FIG 5

NISSAN MOTOR CO., LTD.

S	KEY NO.	PART NO.	PART NAME	QTY	SALES UNIT	MODEL	ICA
	34	14027-36700	WASHER-CONTROL (FROM E/S A10-200839)	1	50	ALL	
	35	14047-36700	SPRING-STOPPER HEAT CONTROL (FROM E/S A10-200839)	1	50	ALL	
	36	14006-10000	PIN-HEAT CONTROL SPRING (FROM E/S A10-200839)	1	5	ALL	

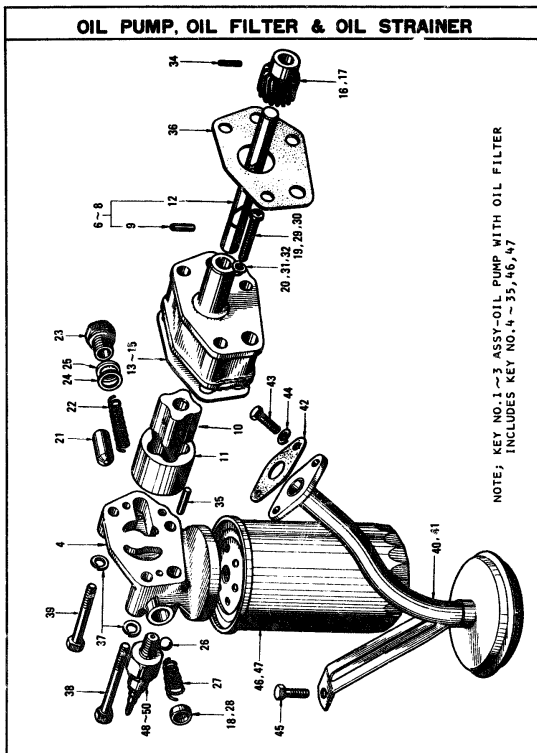
14-1004

REVISED: JUNE, 1971

5 - 3

Printed in Japan

OIL PUMP, OIL FILTER & OIL STRAINER



NOTE: KEY NO. 1~3 ASSY-OIL PUMP WITH OIL FILTER
INCLUDES KEY NO. 4~35, 46, 47

12-1001

OIL PUMP, OIL FILTER & OIL STRAINER

S	KEY NO.	PART NO.	PART NAME	QTY	SALES UNIT	MODEL	ICA
•	1	15000-10000	ASSY-OIL PUMP WITH OIL FILTER	1	ALL		
•	2	15010-10000	ASSY-OIL PUMP WITH OIL FILTER	1	1 ALL		Y
	3	15010-10000	ASSY-OIL PUMP WITH OIL FILTER	1	1 ALL		Y
•	4	15012-10000	BODY-OIL PUMP	1	ALL		
•	5	15015-10000	COVER-OIL PUMP	1	ALL		
•	6	15020-H1000	ASSY-SHAFT OIL PUMP	1	1 ALL		
	7	15020-H1025	ASSY-SHAFT OIL PUMP	1	1 ALL		Y
•	8	15020-10000	ASSY-SHAFT, DRIVE OIL PUMP	1	1 ALL		
•	9	15030-21000	PIN-DRIVE OIL PUMP	1	10 ALL		
•	10	15023-12000	GEAR-DRIVE	1	1 ALL		
•	11	15021-12000	GEAR-DRIVEN	1	1 ALL		
•	12	15027-H1000	SHAFT-DRIVE OIL PUMP	1	ALL		
•	13	15025-10000	BASKET-OIL PUMP COVER	1	ALL		
✱	14	15025-10001	BASKET-OIL PUMP COVER	1	10 ALL		Y
	15	15025-10003	BASKET-OIL PUMP	1	10 ALL		Y
•	16	15044-10000	GEAR-DRIVE	1	1 ALL		
	17	15044-H1000	GEAR-DRIVE OIL PUMP	1	1 ALL		
	18	00033-11400	PLUG-WELCH	1	10 ALL		
	19	00310-93010	BOLT	1	50 ALL		
	20	00019-13510	WASHER-LOCK	1	50 ALL		
	21	15132-58000	VALVE-OIL REGULATOR	1	10 ALL		

NISSAN MOTOR CO., LTD.

S	KEY NO.	PART NO.	PART NAME	QTY	SALES UNIT	MODEL	ICA
	22	15133-18001	SPRING-OIL REGULATOR	1	10 ALL		
	23	15134-18000	PLUG-OIL REGULATOR	1	10 ALL		
	24	15136-18000	WASHER-OIL REGULATOR	1	10 ALL		
	25	15137-18000	SHIM-OIL REGULATOR	AR	10 ALL		
•	26	15300-11200	VALVE-JIL RELIEF	1	ALL		
	27	15301-32200	SPRING-OIL RELIEF	1	10 ALL		
	28	00933-11400	PLUG-WEICH	1	10 ALL		
•	29	00310-53000	SET-BOLT BODY TO COVER	1	ALL		
	30	00310-53010	SET-BOLT BODY TO COVER	1	50 ALL	Y	
•	31	00919-13500	WASHER-SPRING	1	ALL		
	32	00919-13510	WASHER-SPRING	1	50 ALL	Y	
	33	00931-30210	PLUG-TAPER	1	50 ALL		
	34	15046-09400	PIN-SLOTTED	1	10 ALL		
	35	15019-30100	PIN-BOWEL PUMP BODY	2	10 ALL		
	36	15046-18000	BASKET-OIL PUMP TO CYLINDER BLOCK	1	10 ALL		
	37	00919-13610	WASHER-LOCK	3	50 ALL		
	38	15036-18000	BOLT	2	10 ALL		
	39	00110-05910	BOLT	1	25 ALL		
	40	15050-18001	ASSY-STRAINER,OIL	1	1 ALL		
	41	15050-18002	ASSY-STRAINER,OIL (FROM JULY, 1970)	1	ALL	N	
	42	15053-18000	BASKET-OIL STRAINER	1	10 ALL		
	43	00110-02010	BOLT FIXING OIL STRAINER	2	50 ALL		
	44	00919-13610	WASHER-LOCK FIXING OIL STRAINER	2	50 ALL		

6- = 2

REVISED: DECEMBER, 1970

Printed in Japan

NISSAN MOTOR CO., LTD.

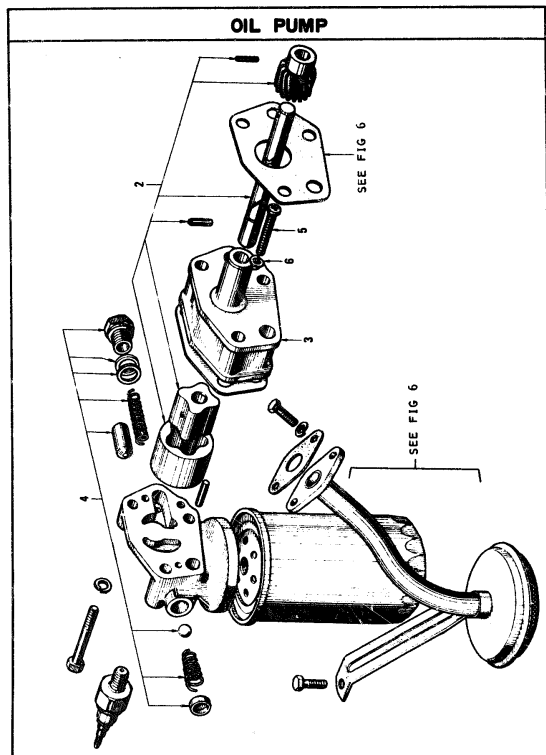
S	KEY NO.	PART NO.	PART NAME	QTY	SALES UNIT	MODEL	ICA
	45	00110-61010	BOLT(FIXING OIL FILTER STAY)	1	50 ALL		
•	46	15200-13210	ASSY-OIL FILTER,CARTRIDGE	1	50 ALL		
	47	15200-13211	ASSY-OIL FILTER CARTRIDGE	1	1 ALL	Y	
•	48	25240-09900	ASSY-SWITCH,OIL PRESSURE	1	ALL		
	49	25240-09902	ASSY-SWITCH OIL PRESSURE (0.4 TO 0.6 KG/CM ²)	1	10 ALL	Y	
	50	25240-09910	ASSY-SWITCH OIL PRESSURE 0.2 TO 0.4 KG/CM ²	1	10 ALL	C	

3342
15051

6- = 3

REVISED: DECEMBER, 1970

Printed in Japan

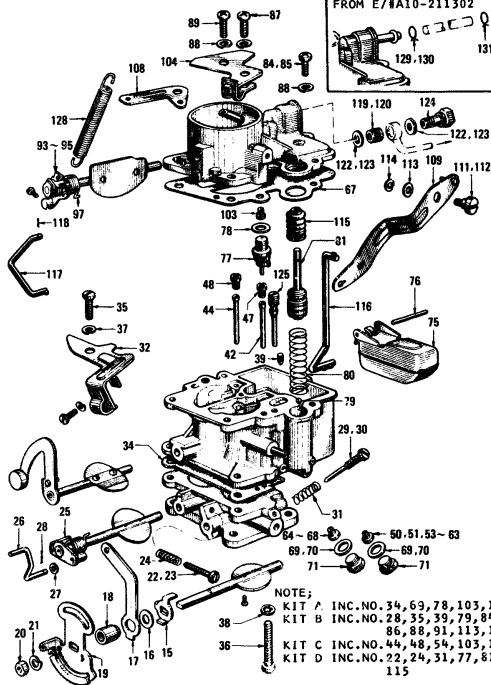


S	KEY NO.	PART NO.	PART NAME	QTY	SALES UNIT	MODEL	ICA
---	---------	----------	-----------	-----	------------	-------	-----

OIL PUMP

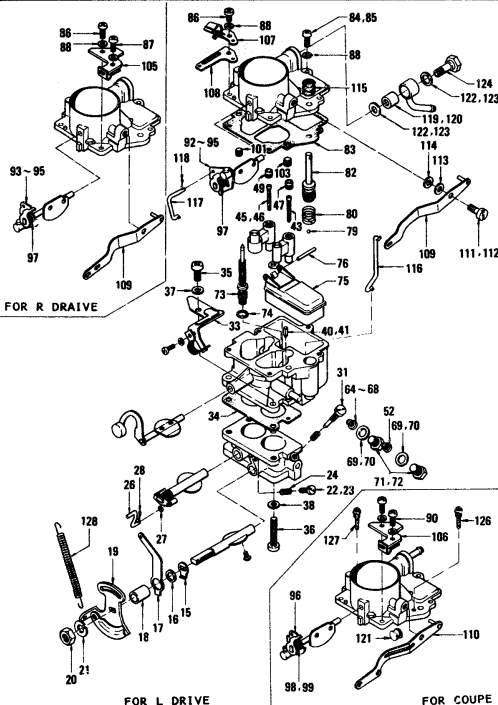
1	19010-H1000	OIL PUMP ASSY	1	1	ALL		
2	19020-H1005	DRIVE SHAFT ASSY	1	1	ALL		
3	19025-10003	OIL PUMP GASKET	1	10	ALL		
4	19132-H1000	OIL REGULATOR VALVE	1	10	ALL		
5	00310-53000	BOLT SET(BOLT TO COVER)	1		ALL		
6	00915-13500	SPRING LOCK WASHER	1		ALL		

CARBURETOR (HITACHI)



NOTE;
KIT A INC.NO. 34, 63, 78, 103, 122
KIT B INC.NO. 28, 35, 39, 79, 84,
86, 88, 91, 113, 128
KIT C INC.NO. 44, 48, 54, 103, 125
KIT D INC.NO. 22, 24, 31, 77, 81,
115

CARBURETOR (I. S. O. HITACHI)



S	KEY NO.	PART NO.	PART NAME	QTY	SALES UNIT	MODEL	ICA
CARBURETOR							
•	1	16010-18003	ASSY-CARBURETOR(HITACHI) (TO E/S A10-211301)	1	1	R DRIVE EXC COUPE	
•	2	16010-18004	ASSY-CARBURETOR(HITACHI) (FROM E/S A10-211302)	1	1	R DRIVE EXC COUPE	N
	3	16010-18005	ASSY-CARBURETOR (HITACHI) (ISO)	1	1	R DRIVE EXC COUPE	Y
•	4	16010-18006	ASSY-CARBURETOR (HITACHI) (ISO)	1	1	R DRIVE EXC COUPE	C
•	5	16010-18007	ASSY-CARBURETOR (HITACHI) (ISO)	1	1	R DRIVE EXC COUPE	Y
	6	16010-18008	ASSY-CARBURETOR	1	1	R DRIVE EXC COUPE	Y
	7	16010-25704	ASSY-CARBURETOR (HITACHI) (ISO)	1	1	COUPE	
	8	16010-25705	ASSY-CARBURETOR (HITACHI) (ISO)	1	1	COUPE	C
•	9	16010-24901	ASSY-CARBURETOR(HITACHI) (TO E/S A10-211301)	1	1	L DRIVE	
•	10	16010-24902	ASSY-CARBURETOR(HITACHI) (FROM E/S A10-211302)	1	1	L DRIVE	N
	11	16010-24903	ASSY-CARBURETOR (HITACHI) (ISO)	1	1	L DRIVE	Y
•	12	16010-24904	ASSY-CARBURETOR (HITACHI) (ISO)	1	1	L DRIVE	C
	13	16010-20302	ASSY-CARBURETOR	1	1	AUTOMATIC	C
•	14	16010-20303	ASSY-CARBURETOR	1	1	AUTOMATIC	
	15	16082-18010	PLATE-ADJUSTING THROTT LE	1	5	ALL	
	16	16084-58000	WASHER	1	50	ALL	

M-101

S	KEY NO.	PART NO.	PART NAME	QTY	SALES UNIT	MODEL	ICA
	17	16133-18010	LEVER-STARTING	1	5	ALL	
	18	16116-18010	SLEEVE	1	5	ALL	
	19	16134-18010	LEVER-THROTTLE	1	1	ALL	
	20	16124-05060	NUT	1	10	ALL	
	21	25109-30000	WASHER-SPRING	1	10	ALL	
	22	16129-14810	SCREW-ADJUSTING THROTT LE	1	10	ALL	
	23	16129-25715	SCREW-ADJUSTING THROTTLE	1	10	ALL	
	24	16145-90000	SPRING-ADJUSTING SCREW	1	10	ALL	
	25	16160-18010	SPRING-THROTTLE	1	5	ALL	
	26	16141-18010	ROD-CONNECTING	1	10	ALL	
	27	22122-05060	WASHER	1	1	ALL	
	28	16091-10560	PIN-COTTER	1	10	ALL	
	29	16144-73011	SCREW-IDLER ADJUSTING	1	10	ALL EXC COUPE	
	30	16144-00015	SCREW-IDLER ADJUSTING	1	10	COUPE	
	31	16145-91460	SPRING-IDLE ADJUSTING SCREW	1	10	ALL	
	32	16159-18010	ASSY-HOLDER, THROTTLE W IRE	1	1	ALL EXC COUPE	
	33	16159-00015	ASSY-HOLDER THROTTLE WIRE	1	5	COUPE	
	34	16117-18011	GASKET-THROTTLE CHAMBE R	1	10	ALL	
	35	16016-18010	SCREW	2	10	ALL	
•	36	16069-10620	SCREW	1	10	ALL	
	37	22203-30000	WASHER-SPRING	2	50	ALL	
	38	16029-18010	WASHER	1	10	ALL	

S	KEY NO.	PART NO.	PART NAME	QTY	SALES UNIT	MODEL	ICA
39	16171-18010	WEIGHT-INJECTOR	1	10	ALL EXC COUPE		
40	16171-25010	WEIGHT-INJECTOR	1	10	COUPE		
41	16171-25710	WEIGHT-INJECTOR	1	10	COUPE		
42	16025-18011	TUBE-EMULSION(P)	1	9	ALL EXC COUPE		
43	16025-25710	TUBE-EMULSION	1	10	COUPE		
44	16026-18010	TUBE-EMULSION(S)	1	10	ALL EXC COUPE		
45	16026-25710	TUBE-EMULSION(S)	1	10	COUPE		
46	16026-80010	TUBE-EMULSION(S)	1	10	COUPE	Y	
47	16090-18010	BLEEDER-SLOW AIR #80(P)	1	10	ALL		
48	16204-18010	BLEEDER-SLOW AIR #120(S)	1	10	ALL EXC COUPE		
49	16090-18010	BLEEDER-SLOW AIR #80(S)	1	10	COUPE		
50	16034-19910	JET-MAIN #98(P)	1	10	ALL EXC COUPE		
51	16034-19915	JET-MAIN #98 (P) ISO	1	10	ALL EXC COUPE	N	
52	16034-25715	JET-MAIN #90 (P) ISO	1	10	COUPE		
53	16034-89060	JET-MAIN #95 (P) 1000H	1	10	OP ALL EXC COUPE		
54	16034-19900	JET-MAIN #95 (P) 1000H	1	10	OP ALL EXC COUPE	Y	
55	16034-19910	JET-MAIN #95 (P) 1000H	1	10	OP ALL EXC COUPE	Y	
56	16033-21615	JET-MAIN #96 (P) 1000H ISO	1	10	OP ALL EXC COUPE	N	
57	16033-18012	JET-MAIN #92 (P) 2000H	1	10	OP ALL EXC COUPE		

M-1007

S	KEY NO.	PART NO.	PART NAME	QTY	SALES UNIT	MODEL	ICA
58	16033-18015	JET-MAIN #92 (P) 2000H ISO	1	10	OP ALL EXC COUPE	N	
59	16033-18013	JET-MAIN #90 (P) 3000H	1	10	OP ALL EXC COUPE		
60	16034-25715	JET-MAIN #90 (P) 3000H ISO	1	10	OP ALL EXC COUPE	N	
61	16033-18014	JET-MAIN #86(P) 4000H	1	10	OP ALL EXC COUPE		
62	16034-18016	JET-MAIN #86 (P) 4000H ISO	1	10	OP ALL EXC COUPE	N	
63	16033-18015	JET-MAIN #84(P) 5000H	1	10	ALL EXC COUPE		
64	16043-18010	JET-MAIN #140(S)	1	10	ALL		
65	16043-25715	JET-MAIN #140 (S) ISO	1	10	ALL	N	
66	16054-80015	JET-MAIN #138 (S) 1000H TO 2000H ISO	1	10	OP ALL EXC COUPE		
67	16054-18015	JET-MAIN #130 (S) 3000H ISO	1	10	OP ALL EXC COUPE		
68	16054-18016	JET-MAIN #129 (S) 4000H ISO	1	10	OP ALL EXC COUPE		
69	16191-36710	WASHER	2	10	ALL		
70	16191-23010	WASHER	2	10	ALL	Y	
71	16272-14010	PLUG-DRAIN	2	10	ALL		
72	16272-36710	PLUG-DRAIN	2	10	COUPE		
73	16069-25710	VALVE-POWER	1	10	COUPE		
74	16080-10400	WASHER	1	10	COUPE		
75	16061-18010	ASSY-FLOAT	1	2	ALL		
76	16066-18010	SHAFT-FLOAT	1	10	ALL		
77	16101-18010	ASSY-VALVE, NEEDLE	1	5	ALL		
78	16094-10400	WASHER	1	10	ALL		

S KEY NO.	PART NO.	PART NAME	QTY	SALES UNIT	MODEL	ICA
79	16073-89060	BALL	1	90	ALL	
80	16146-32210	SPRING-RETURN, PISTON	1	10	ALL	
81	16191-18010	PISTON	1	1	ALL EXC COUPE	
82	16191-29710	PISTON	1	5	COUPE	
83	16109-18011	GASKET-FLOAT CHAMBER	1	10	ALL	
84	16129-73012	SCREW	4	10	ALL	
85	16131-19915	SCREW	4	10	ALL	
86	16065-08010	SCREW	1	10	ALL	
87	23189-18005	SCREW	1	10	ALL	
88	23502-30000	WASHER-SPRING	5	10	ALL	
89	16223-58015	SCREW	2	10	ALL EXC COUPE	
90	16223-08110	SCREW	2	10	COUPE	
91	16239-08000	SLEEVE-CHOKE LEVER	1	10	ALL	
92	16190-18010	SPRING-CHOKE	1		ALL	
93	16238-18011	LEVER-CHOKE	1	1	ALL EXC COUPE	
94	16238-18010	LEVER-CHOKE	1	5	ALL EXC COUPE	Y
95	16238-18015	LEVER-CHOKE (150)	1	5	ALL EXC COUPE	N
96	16238-25715	LEVER-CHOKE	1	1	COUPE	
97	16191-18011	SPRING-CHOKE VALVE	1	10	ALL EXC COUPE	
98	16191-29710	SPRING-CHOKE VALVE	1	10	COUPE	
99	16191-80810	SPRING-CHOKE VALVE	1	10	COUPE	Y
100	16168-08000	CLIP	1	10	ALL EXC COUPE	

11-103

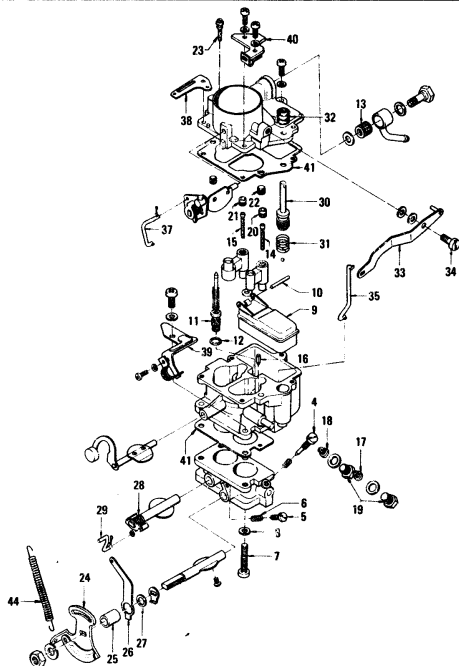
S KEY NO.	PART NO.	PART NAME	QTY	SALES UNIT	MODEL	ICA
101	16213-08000	BLEED-SLOW AIR #220	1	10	COUPE	
102	16204-08000	BLEED-SLOW AIR #190	1	10	COUPE	
103	16051-09061	BLEEDER-SLOW AIR #210	1	10	ALL EXC COUPE	
104	16169-18010	ASSY-HOLDER, CHOKE WIRE	1	1	ALL EXC COUPE	
105	16169-18015	ASSY-HOLDER CHOKE WIRE	1	5	R DRIVE EXC COUPE	
106	16169-19915	ASSY-HOLDER CHOKE WIRE	1	1	COUPE	
107	16169-24015	ASSY-HOLDER CHOKE WIRE	1	5	L DRIVE	
108	16162-18010	HANGER-SPRING, THROTTLE RETURN	1	5	ALL	
109	16302-18010	LEVER-PUMP	1	5	ALL EXC COUPE	
110	16302-29710	LEVER-PUMP	1	5	COUPE	
111	16305-18010	SHAFT-PUMP LEVER	1	5	ALL	
112	16305-19015	SHAFT-PUMP LEVER	1	10	ALL	
113	16072-18010	WASHER	1	10	ALL	
114	23502-30000	WASHER-SPRING	1	10	ALL	
115	16307-04000	COVER-PUMP	1	10	ALL	
116	16143-18010	ROD-PUMP	1	5	ALL	
117	16248-18011	ROD-CONNECTING, CHOKE	1	5	ALL	
118	16091-10560	PIN-COTTER	1	10	ALL	
119	16098-08000	FILTER	1	10	ALL EXC COUPE	
120	16098-73401	FILTER	1	10	ALL EXC COUPE	Y
121	16098-29710	FILTER	1	10	COUPE	
122	16094-89060	PACKING	2	50	ALL	

NISSAN MOTOR CO., LTD.

S	KEY NO.	PART NO.	PART NAME	QTY	SALES UNIT	MODEL	ICA
	123	16094-76500	PACKING	2	10	ALL	Y
	124	16100-18010	BOLT-FILTER	1	5	ALL	
	125	16055-18010	JET-SLOW #40	1	10	ALL EXC COUPE	
	126	16055-14611	JET-SLOW #43	1	10	COUPE	
	127	16053-25710	JET-SLOW #100	1	10	COUPE	
	128	16160-10620	SPRING-THROTTLE RETURN	1	5	ALL	
	129	16439-04101	CLAMP-FUEL TUBE	1	10	ALL	
	130	08723-11500	CLAMP-FUEL TUBE	1	50	ALL	Y
	131	16168-08000	CLIP	1	10	ALL	
	132	16118-25710	ASSY=CHAMBER THROTTLE	1		COUPE	
	133	16011-25716	ASSY=CHAMBER CHOKE	1		COUPE	
	134	X6010-18025	KIT-REPAIR "A" PACKING & GASKETS	1		ALL	
	135	16010-18025	KIT-REPAIR "A" PACKING & GASKETS	1	5	ALL	Y
	136	X6010-18026	KIT-REPAIR "B" SCREWS & WASHERS	1		ALL	
	137	16010-18026	KIT-REPAIR "B" SCREWS & WASHERS	1	5	ALL	Y
	138	X6010-18027	KIT-REPAIR "C" JETS	1		ALL	
	139	16010-18027	KIT-REPAIR "C" JETS	1	5	ALL	Y
	140	X6010-18028	KIT-REPAIR "D" OVERHAUL	1		ALL	
	141	16010-18028	KIT-REPAIR "D" OVERHAUL	1	5	ALL	Y
	142	16455-25710	GASKET SET	1	1	COUPE	
	143	16475-H1000	NUT & OTHERS SET	1	1	COUPE	
	144	16465-H1000	SCREW & WASHER SET	1	1	COUPE	

M-1020

CARBURETOR (R DRIVE, EXC COUPE)



M-1017

S	KEY NO.	PART NO.	PART NAME	QTY	SALES UNIT	MODEL	ICA
---	---------	----------	-----------	-----	------------	-------	-----

CARBURETOR

•	1	10010-18006	CARBURETOR ASSY	1	1	R DRIVE EXC COUPE	
	2	10110-18013	THROTTLE CHAMBER	5	1	R DRIVE EXC COUPE	
	3	10144-18015	IDLE ADJUST SCREW	1	10	R DRIVE EXC COUPE	
	4	10145-01460	IDLE ADJUST SCREW	1	10	R DRIVE EXC COUPE	
	5	10129-25719	THROTTLE ADJUST SCREW	1	10	R DRIVE EXC COUPE	
	6	10145-50000	THROTTLE ADJUST SCREW SPRING	1	10	R DRIVE EXC COUPE	
•	7	10005-10620	SCREW 6 DIAMETER	1	10	R DRIVE EXC COUPE	
	8	10029-18010	WASHER 6 DIAMETER	1	10	R DRIVE EXC COUPE	
	9	10061-18010	FLOAT	1	2	R DRIVE EXC COUPE	
	10	10006-18010	FLOAT SHAFT	1	10	R DRIVE EXC COUPE	
	11	10101-18010	NEEDLE VALVE 1.5 DIAMETER	1	5	R DRIVE EXC COUPE	
	12	10094-10400	WASHER 10 DIAMETER	1	10	R DRIVE EXC COUPE	
	13	10098-25710	FILTER	1	10	R DRIVE EXC COUPE	
	14	10025-18011	PRIMARY EMULSION TUBE	1	5	R DRIVE EXC COUPE	
	15	10026-18010	SECONDARY EMULSION TUBE	1	10	R DRIVE EXC COUPE	

E14

FIG. 7A

NISSAN MOTOR CO., LTD.

S	KEY NO.	PART NO.	PART NAME	QTY	SALES UNIT	MODEL	ICA
16	16171-18010	INJECTOR WEIGHT	1	10	R DRIVE EXC COUPE		
17	16034-19915	MAIN JET #90	1	10	R DRIVE EXC COUPE		
18	16043-25715	MAIN JET #140	1	10	R DRIVE EXC COUPE		
19	16272-34710	DRAIN PLUG	2	10	R DRIVE EXC COUPE		
20	16050-18010	SLOW AIR BLEED #80	1	10	R DRIVE EXC COUPE		
21	16204-18010	SLOW AIR BLEED #120	1	10	R DRIVE EXC COUPE		
22	16051-85061	SLOW AIR BLEED #210	1	10	R DRIVE EXC COUPE		
23	16059-18010	SLOW JET #40	1	10	R DRIVE EXC COUPE		
24	16134-18010	THROTTLE LEVER	1	1	R DRIVE EXC COUPE		
25	16116-18010	SLEEVE	1	5	R DRIVE EXC COUPE		
26	16133-18010	STARTING LEVER	1	5	R DRIVE EXC COUPE		
27	16084-58000	WASHER	1	50	R DRIVE EXC COUPE		
28	16160-10620	THROTTLE RETURN SPRING	1	5	R DRIVE EXC COUPE		
29	16141-18010	CONNECTING ROD	1	10	R DRIVE EXC COUPE		
30	16151-18010	PISTON	1	1	R DRIVE EXC COUPE		
31	16148-32210	PISTON RETURN SPRING	1	10	R DRIVE EXC COUPE		
32	26307-04000	PUMP COVER	1	10	R DRIVE EXC COUPE		

7-A- 2

REVISED: JUNE, 1971

Printed in Japan

NISSAN MOTOR CO., LTD.

FIG. 7A

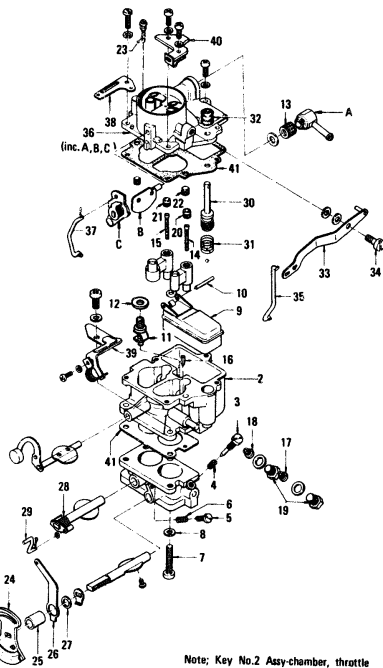
S	KEY NO.	PART NO.	PART NAME	QTY	SALES UNIT	MODEL	IC
	33	16302-18010	PUMP LIVER	1	5	R DRIVE EXC COUPE	
	34	16305-19915	PUMP LIVER SHAFT	1	10	R DRIVE EXC COUPE	
	35	16143-18010	PUMP ROD	1	5	R DRIVE EXC COUPE	
	36	16011-18016	CHOKE CHAMBER ASSY	1	1	R DRIVE EXC COUPE	
	37	16248-18011	CHOKE CONNECTING ROD	1	5	R DRIVE EXC COUPE	
	38	16162-18010	SPRING HUNGER	1	5	R DRIVE EXC COUPE	
	39	16155-80815	THROTTLE WIRE ARM	1	5	R DRIVE EXC COUPE	
	40	16165-18015	CHOKE WIRE ARM	1	5	R DRIVE EXC COUPE	
	41	16455-25710	GASKET SET	1	1	R DRIVE EXC COUPE	
	42	16475-11000	SCREW & WASHER SET(B)	1	1	R DRIVE EXC COUPE	
	43	16465-11000	SCREW & WASHER SET(A)	1	1	R DRIVE EXC COUPE	
	44	16470-18010	THROTTLE RETURN SPRING KIT	1	1	R DRIVE EXC COUPE	
	45	16009-18010	CARBURETOR REPAIR KIT	1	1	R DRIVE EXC COUPE	

7-A- 3

REVISED: JUNE, 1971

Printed in Japan

CARBURETOR (R DRIVE EXC. COUPE)



Note: Key No.2 Assy-chamber, throttle
includes Key No.3-6

S	KEY NO.	PART NO.	PART NAME	QTY	SALES UNIT	MODEL	ICA
---	---------	----------	-----------	-----	------------	-------	-----

CARBURETOR (R DRIVE EXC. COUPE)

1	16010-18007	ASSY-CARBURETOR (DCS200-3C)	1	1	R DRIVE EXC COUPE
2	16110-M0110	ASSY-CHAMBER, THROTTLE	1	1	R DRIVE EXC COUPE
3	16144-M0110	SCREW-ADJUST, IDLE	1	9	R DRIVE EXC COUPE
4	16145-91460	SPRING-SCREW, IDLE ADJUST	1	10	R DRIVE EXC COUPE
5	16129-25719	SCREW-ADJUST, THROTTLE	1	10	R DRIVE EXC COUPE
6	16145-B0000	SPRING-SCREW, IDLE ADJUST	1	10	R DRIVE EXC COUPE
7	16069-10620	SCREW	1	10	R DRIVE EXC COUPE
8	16029-18010	WASHER	1	10	R DRIVE EXC COUPE
9	16061-15010	FLOAT	1	2	R DRIVE EXC COUPE
10	16066-18010	SHAFT-FLOAT	1	10	R DRIVE EXC COUPE
11	16101-18010	NEEDLE-VALVE	1	9	R DRIVE EXC COUPE
12	16094-10400	WASHER	1	10	R DRIVE EXC COUPE
13	16098-25710	FILTER	1	10	R DRIVE EXC COUPE
14	16025-18011	TUBE-EMULSION, PRIMARY	1	9	R DRIVE EXC COUPE
15	16026-18010	TUBE-EMULSION, SECONDARY	1	10	R DRIVE EXC COUPE

E16

FIG 7B

NISSAN MOTOR CO., LTD.

S	KEY NO.	PART NO.	PART NAME	QTY	SALES UNIT	MODEL	ICA
	16	16171-10010	WEIGHT-INJECTOR	1	10	R DRIVE EXC COUPE	
	17	16034-19919	JET-MAIN #90	1	10	R DRIVE EXC COUPE	
	18	16043-29715	JET-MAIN #140	1	10	R DRIVE EXC COUPE	
	19	16272-36710	PLUG-DRAIN	2	10	R DRIVE EXC COUPE	
	20	16090-10010	BLEED-AIR, SLOW #00	1	10	R DRIVE EXC COUPE	
	21	16204-10010	BLEED-AIR, SLOW #120	1	10	R DRIVE EXC COUPE	
	22	16091-09061	BLEED-AIR, SLOW #210	1	10	R DRIVE EXC COUPE	
	23	16099-10010	JET-SLOW #40	1	10	R DRIVE EXC COUPE	
	24	16134-10010	LEVER-THROTTLE	1	1	R DRIVE EXC COUPE	
	25	16116-10010	SLEEVE	1	9	R DRIVE EXC COUPE	
	26	16133-10010	LEVER-STARTING	1	9	R DRIVE EXC COUPE	
	27	16094-90000	WASHER	1	90	R DRIVE EXC COUPE	
	28	16100-10020	SPRING-RETURN, THROTTLE	1	9	R DRIVE EXC COUPE	
	29	16141-10010	ROD-COMNECTING	1	10	R DRIVE EXC COUPE	
	30	16191-10010	PISTON	1	1	R DRIVE EXC COUPE	
	31	16140-32210	SPRING-RETURN, PISTON	1	10	R DRIVE EXC COUPE	
	32	16307-04000	COVER-PUMP	1	10	R DRIVE EXC COUPE	

REVISED: SEPTEMBER, 1971

7-B- 2

Printed in Japan

NISSAN MOTOR CO., LTD.

FIG 7B

S	KEY NO.	PART NO.	PART NAME	QTY	SALES UNIT	MODEL	ICA
	33	16302-10010	LEVER-PUMP	1	9	R DRIVE EXC COUPE	
	34	16309-19919	SHAFT-LEVER, PUMP	1	10	R DRIVE EXC COUPE	
	35	16143-10010	ROD-PUMP	1	9	R DRIVE EXC COUPE	
	36	16011-10010	ABSY-CHAMBER, THROTTLE	1	1	R DRIVE EXC COUPE	
	37	16240-10010	ROD-COMNECTING, CHOKE	1	10	R DRIVE EXC COUPE	
	38	16102-10010	HAND-SPRING	1	9	R DRIVE EXC COUPE	
	39	16155-00019	AMM-WEIR, THROTTLE	1	9	R DRIVE EXC COUPE	
	40	16109-10010	AMM-WEIR, CHOKE	1	9	R DRIVE EXC COUPE	
	41	16459-29710	GASKET SEY	1	1	R DRIVE EXC COUPE	
	42	16479-H1076	SCREW & WASHER SET B	1	1	R DRIVE EXC COUPE	
	43	16469-H1000	SCREW & WASHER SET A	1	1	R DRIVE EXC COUPE	

REVISED: SEPTEMBER, 1971

7-B- 3

Printed in Japan

CARBURETOR (AUTOMATIC)

FROM E/A10-211302



M 1000

KEY NO.	PART NO.	PART NAME	QTY	SALES UNIT	MODEL	ICA
---------	----------	-----------	-----	------------	-------	-----

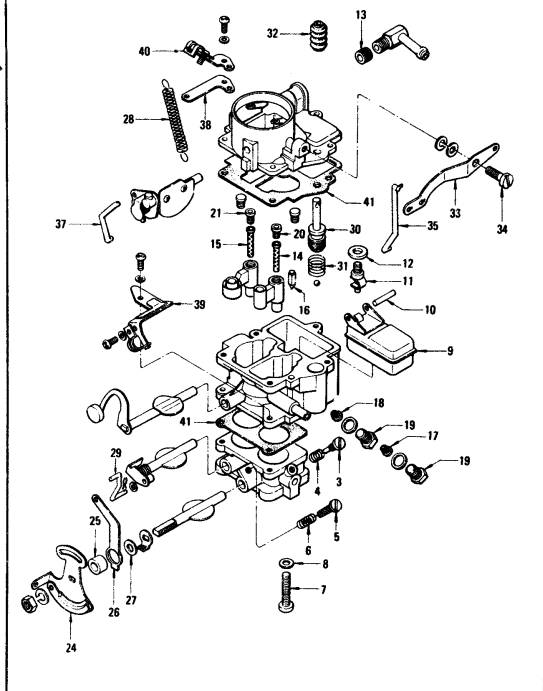
CARBURETOR

1	1-010-24303	CARBURETOR ASSY	1		AUTOMATIC	
2	1-110-18013	THROTTLE CHAMBER	1	1	AUTOMATIC	
3	1-144-18015	THL ADJUST SCREW	1	10	AUTOMATIC	
4	1-145-71440	THL ADJUST SCREW	1	10	AUTOMATIC	
5	1-120-24715	THROTTLE ADJUST SCREW	1	10	AUTOMATIC	
6	1-145-70008	THROTTLE ADJUST SCREW SETTING	1	10	AUTOMATIC	
7	1-065-10670	SLIDE (16 DIAMETER)	1	10	AUTOMATIC	
8	1-020-18010	WAFER (16 DIAMETER)	1	10	AUTOMATIC	
9	1-061-18010	FLOAT	1	2	AUTOMATIC	
10	1-066-18010	FLOAT SHAFT	1	10	AUTOMATIC	
11	1-101-18010	RETURN VALVE	1	5	AUTOMATIC	
12	1-094-10490	RETURN VALVE (DIAMETER)	1	10	AUTOMATIC	
13	1-098-24710	FILTER	1	10	AUTOMATIC	
14	1-025-18011	PRIMARY EMULSION TUBE	1	5	AUTOMATIC	
15	1-026-18010	SECONDARY EMULSION TUBE	1	10	AUTOMATIC	
16	1-171-12010	INJECTOR WEIGHT	1	10	AUTOMATIC	
17	1-034-20315	MAIN JET #103	1		AUTOMATIC	
18	1-043-25715	MAIN JET #140	1	10	AUTOMATIC	
19	1-272-36710	MAIN PLUG	2	10	AUTOMATIC	
20	1-050-18010	LOW AIR BLEED #10	1	10	AUTOMATIC	
21	1-204-18010	LOW AIR BLEED #120	1	10	AUTOMATIC	
22	1-051-05061	LOW AIR BLEED #210	1	10	AUTOMATIC	

S	KEY NO.	PART NO.	PART NAME	QTY	SALES UNIT	MODEL	ICA
	24	14055-18010	SLOW J.T. #40	1	10	AUTOMATIC	
	24	14134-18010	THROTTLE LEVER	1	1	AUTOMATIC	
	25	14116-18010	SLEEVE	1	5	AUTOMATIC	
	26	14133-18010	STARTING LEVER	1	5	AUTOMATIC	
	27	14094-58000	WASHER	1	50	AUTOMATIC	
	28	14100-10620	THROTTLE RETURN SPRING	1	5	AUTOMATIC	
	29	14141-18010	CONNECTING ROD	1	10	AUTOMATIC	
	30	14151-18010	PISTON	1	1	AUTOMATIC	
	31	14148-32210	PISTON RETURN SPRING	1	10	AUTOMATIC	
	32	14307-04000	PUMP COVER	1	10	AUTOMATIC	
	33	14302-18010	PUMP LEVER	1	5	AUTOMATIC	
	34	14305-19915	PUMP LEVER SHAFT	1	10	AUTOMATIC	
	35	14143-18010	PUMP ROD	1	5	AUTOMATIC	
	36	14011-18010	CHOKE CHAMBER ASSY	1	1	AUTOMATIC	
	37	14248-18011	CHOKE CONNECTING ROD	1	5	AUTOMATIC	
	38	14162-18010	SPRING HUNGER	1	5	AUTOMATIC	
	39	14135-08015	THROTTLE WIRE ARM	1	5	AUTOMATIC	
	40	14165-18015	CHOKE WIRE ARM	1	5	AUTOMATIC	
	41	14455-75710	GASKET SET	1	1	AUTOMATIC	
	42	14475-011000	SCREW & WASHER SET(4)	1	1	AUTOMATIC	
	43	14465-011000	SCREW & WASHER SET(4)	1	1	AUTOMATIC	
	44	14470-18010	THROTTLE RETURN SPRING	1	1	AUTOMATIC	

1-108

CARBURETOR (HITACHI DCQ286-7B)



M-1027

S	KEY NO.	PART NO.	PART NAME	QTY	SALES UNIT	MODEL	ICA
---	---------	----------	-----------	-----	------------	-------	-----

CARBURETOR (HITACHI DCQ286-7B)

1	1*010-24904	CARBURETOR ASSY (DCQ286-7B)	1		L DRIVE		
2	1*118-18013	THROTTLE CHAMBER ASSY	1	1	L DRIVE		
3	1*144-18015	INLET ADJUST SCREW	1	10	L DRIVE		
4	1*149-91460	INLET ADJUST SCREW SPRING	1	10	L DRIVE		
5	1*129-25715	THROTTLE ADJUST SCREW	1	10	L DRIVE		
6	1*149-50000	THROTTLE ADJUST SCREW SPRING	1	10	L DRIVE		
7	1*065-10620	SCREW 6	1	10	L DRIVE		
8	1*029-18010	WASHER 6	1	10	L DRIVE		
9	1*061-18010	FLOAT	1	2	L DRIVE		
10	1*066-18010	FLOAT SHAFT	1	10	L DRIVE		
11	1*101-18010	NEEDLE VALVE 1.5	1	5	L DRIVE		
12	1*094-10400	WASHER 10	1	10	L DRIVE		
13	1*098-25710	FILTER	1	10	L DRIVE		
14	1*025-18011	PRIMARY EMULSION TUBE	1	5	L DRIVE		
15	1*026-18010	SECONDARY EMULSION TUBE	1	10	L DRIVE		
16	1*171-18010	INJECTOR WEIGHT	1	10	L DRIVE		
17	1*034-19915	MAIN JET #98	1	10	L DRIVE		
18	1*043-25715	MAIN JET #140	1	10	L DRIVE		
19	1*272-36710	DRAIN PLUG	2	10	L DRIVE		
20	1*050-18010	SLOW AIR BLEED #80	1	10	L DRIVE		
21	1*204-18010	SLOW AIR BLEED #120	1	10	L DRIVE		

F4

FIG 7E

NISSAN MOTOR CO., LTD.

S	KEY NO.	PART NO.	PART NAME	QTY	SALES UNIT	MODEL	ICA
22		1*091-85061	SLOW AIR BLEED #210	1	10	L DRIVE	
23		1*095-10010	SLOW JET #40	1	10	L DRIVE	
24		1*134-18010	THROTTLE LEVER	1	1	L DRIVE	
25		1*116-18010	SLEEVE	1	5	L DRIVE	
26		1*133-18010	STARTING LEVER	1	5	L DRIVE	
27		1*004-58000	WASHER	1	50	L DRIVE	
28		1*160-10620	THROTTLE RETURN SPRING	1	5	L DRIVE	
29		1*141-18010	CONNECTING ROD	1	10	L DRIVE	
30		1*151-18010	PISTON	1	1	L DRIVE	
31		1*148-52210	PISTON RETURN SPRING	1	10	L DRIVE	
32		1*307-04000	PUMP COVER	1	10	L DRIVE	
33		1*302-18010	PUMP LEVER	1	5	L DRIVE	
34		1*305-19915	PUMP LEVER SHAFT	1	10	L DRIVE	
35		1*143-18010	PUMP ROD	1	5	L DRIVE	
36		1*011-24910	CHOKE CHANGER ASSY	1	1	L DRIVE	
37		1*246-18011	CHOKE CONNECTING ROD	1	5	L DRIVE	
38		1*162-18010	SPRING HANGER	1	5	L DRIVE	
39		1*155-00015	THROTTLE WIRE ARM	1	5	L DRIVE	
40		1*165-24915	CHOKE WIRE ARM	1	5	L DRIVE	
41		1*455-25710	CASKET SET	1	1	L DRIVE	
42		1*475-H1000	SCREEN & WASHER SET (D)	1	1	L DRIVE	
43		1*465-H1000	SCREEN & WASHER SET (A)	1	1	L DRIVE	
44		1*470-10010	THROTTLE RETURN SPRING KIT	1	1	L DRIVE	

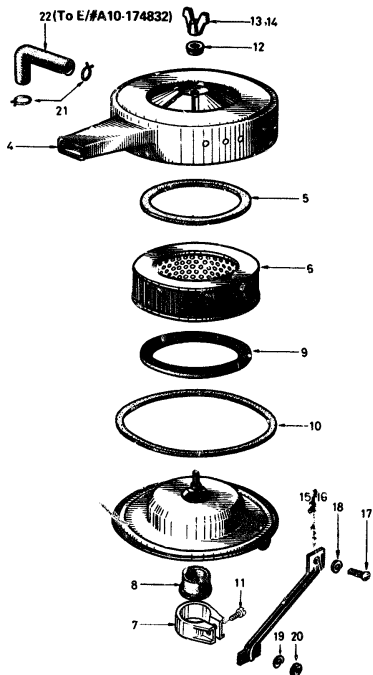
M-1008

REVISED: JUNE, 1971

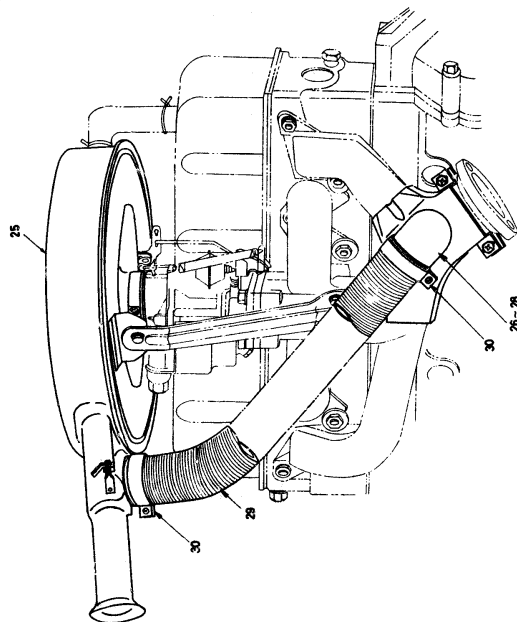
7-E 2

Printed in Japan

AIR CLEANER



AIR CLEANER



S	KEY NO.	PART NO.	PART NAME	QTY	SALES UNIT	MODEL	ICA
---	---------	----------	-----------	-----	------------	-------	-----

AIR CLEANER

1	16500-18001	ASSY-AIR CLEANER (TO E/S A10-174831)	1	1	ALL		
2	16500-20900	ASSY-AIR CLEANER (FROM E/S A10-174832)	1	1	ALL	N	
3	16500-20901	ASSY-AIR CLEANER	1	1	ALL	Y	
4	16526-20901	ASSY-COVER	1		ALL		
5	16547-18000	PACKING	1	5	ALL		
6	16546-18000	ASSY-ELEMENT, PAPER	1	1	ALL		
7	16560-19902	ASSY-BAND (NOT FOR SAL E)	1		ALL		
8	16523-19900	INSULATOR	1	5	ALL		
9	16547-18000	PACKING	1	5	ALL		
10	16548-18000	PACKING	1	5	ALL		
11	16561-18000	BOLT-BAND	1	10	ALL		
12	16568-08000	ASSY-PACKING	1	10	ALL		
13	16551-18000	NUT-WING	1	10	ALL		
14	16551-19900	NUT-WING	1	10	ALL	Y	
15	16573-18001	SUPPORT-AIR CLEANER (TO E/S A10-237735)	1	1	ALL		
16	16573-18002	SUPPORT-AIR CLEANER (FROM E/S A10-237736)	1	1	ALL	N	
17	08110-61410	BOLT FIXING AIR CLEANER	1	50	ALL		
18	08913-13610	WASHER-LOCK FIXING AIR CLEANER	1	50	ALL		
19	08915-13810	WASHER-LOCK FIXING AIR CLEANER SUPPORT	2	50	ALL		

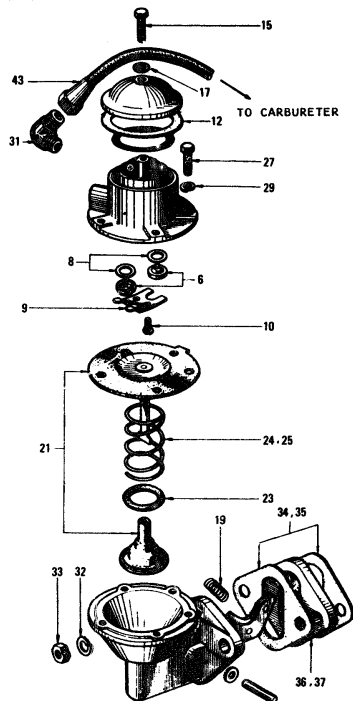
S	KEY NO.	PART NO.	PART NAME	QTY	SALES UNIT	MODEL	ICA
20	08911-13810	NUT FIXING AIR CLEANER SUPPORT	2	50	ALL		
21	16572-18001	CLAMP-HOSE	2	10	ALL		
22	16571-18001	HOSE-ROCKER COVER TO AIR CLEANER (TO E/S A10- 174832)	1	5	ALL		
23	16510-20901	KIT-AIR CLEANER FOR ICING	1	1	OP ALL		
24	16510-H0300	KIT-AIR CLEANER FOR COLD REGION	1		OP COUPE		
25	16500-20910	ASSY-AIR CLEANER	1	1	OP ALL		
26	16590-18001	COVER-EX MANIFOLD (FROM E/S A10-206839)	1	1	OP ALL		
27	16590-H0300	ASSY-COVER EXHAUST MANIFOLD	1		OP COUPE		
28	16590-H0301	ASSY-COVER EXHAUST MANIFOLD	1		OP COUPE	Y	
29	16530-18000	DUCT-COVER TO CLEANER (FROM E/S A10-206839)	1	1	OP ALL		
30	08721-14110	CLAMP-HOSE	2	10	OP ALL		

F7

FIG 9-1

NISSAN MOTOR CO., LTD.

FUEL PUMP (TO E/# A10-211301)



REVISED: JUNE, 1971

-F9-1-

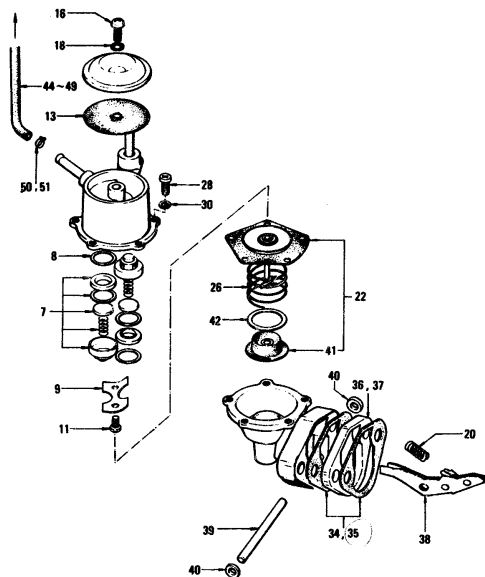
Printed in Japan

NISSAN MOTOR CO., LTD.

FIG 9-2

FUEL PUMP (FROM E/# A10-211302)

TO CARBURETOR



REVISED: JUNE, 1971

-F9-2-

Printed in Japan

S	KEY NO.	PART NO.	PART NAME	QTY	SALES UNIT	MODEL	ICA
FUEL PUMP							
1	17010-1000	ASSY=PUMP FUEL (TO E/A A10-211301)	1	1	ALL		
2	17010-1001	ASSY=PUMP FUEL (TO E/A A10-211302)	1	1	ALL		
3	17010-1001	ASSY=PUMP FUEL	1	1	ALL		
4	17010-1002	ASSY=PUMP FUEL	1	1	ALL		
5	17010-1003	ASSY=PUMP FUEL	1	1	ALL		
6	17065-1000	ASSY=VALVE,FUEL PUMP (TO E/A A10-211301)	2	10	ALL		
7	17065-1321	ASSY=VALVE,FUEL PUMP (FROM E/A A10-211302)	2	10	ALL		
8	17061-7000	PACKING=VALVE	2	50	ALL		
9	17072-0100	WASHER	2	10	ALL		
10	17075-3010	SCREW=ETA(ER)TO E/A A10-211301	2	10	ALL		
11	17075-1321	SCREW=ETA(ER)FROM E/A A10-211302	2	10	ALL		
12	17081-0100	PACKING=CAP(ET) E/A A10 =11301	1	50	ALL		
13	17076-1001	PACKING=CAP(FROM) E/A A10 =211302	1	5	ALL		
14	17077-0100	SCREW	1	10	ALL		
15	17084-5000	BOLT=C(P)ET) E/A A10 =11301	1	10	ALL		
16	17089-1421	BOLT=C(P)FROM E/A A10 =11301	1	10	ALL		
17	17083-8500	PACKING=CAP BOLT(ET) E/A A10-211301	1	10	ALL		

S	KEY NO.	PART NO.	PART NAME	QTY	SALES UNIT	MODEL	ICA
18	17090-3220	PACKING=CAP BOLT(FROM E/A A10-211302)	1	10	ALL		N
19	17020-0010	SPRING=ROCKER ARM(ET) E/A A10-211301	1	10	ALL		
20	17020-8500	SPRING=ROCKER ARM(FROM E/A A10-211302)	1	50	ALL		
21	17053-1800	ASSY=DIAPHRAGM,WITH SEAL(ET) E/A A10-211301	1	5	ALL		
22	17053-1801	ASSY=DIAPHRAGM,WITH SEAL(FROM) E/A A10 =211302	1	2	ALL		N
23	17047-1000	WASHER=SEAL	1	10	ALL		
24	17052-1000	SPRING=DIAPHRAGM(ET) E/A A10-211301	1	10	ALL		
25	17052-0010	SPRING=DIAPHRAGM(ET) E/A A10-211301	1	10	ALL		Y
26	17052-1801	SPRING=DIAPHRAGM(FROM E/A A10-211302)	1	10	ALL		N
27	17089-5800	SCREW=BODY SET(ET) E/A A10-211301	5	50	ALL		
28	17089-1321	SCREW=BODY SET(FROM E/A A10-211302)	5	10	ALL		N
29	17090-5000	WASHER(ET) E/A A10 =211301	5	10	ALL		
30	17090-3220	WASHER(FROM) E/A A10 =211302	5	10	ALL		N
31	07712-2440	ELFOW	1	25	ALL		
32	07915-1381	WASHER=LOCK	2	50	ALL		
33	07911-1381	NUT	2	50	ALL		
34	17099-3000	WASHER=JOINT	2	50	ALL		
35	17099-2100	PACKING=FUEL PUMP	2	10	ALL		Y
36	10420-3010	SPACER=FUEL PUMP	1	5	ALL		

F9
FIG 9

NISSAN MOTOR CO., LTD.

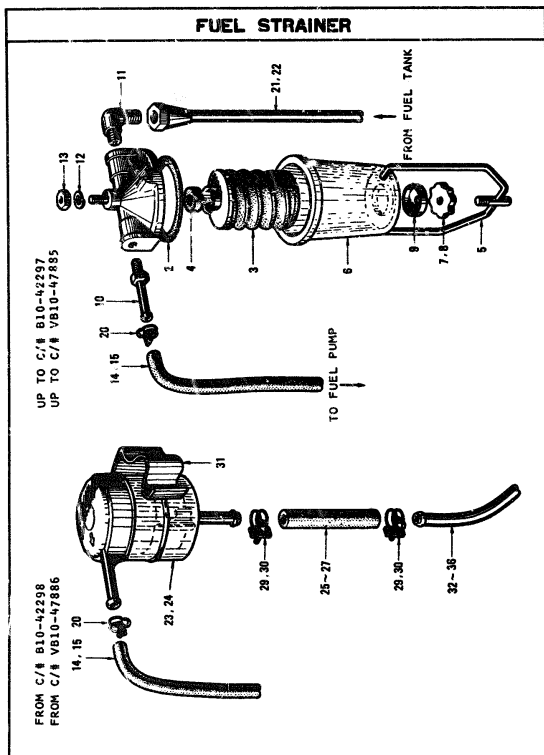
S	KEY NO.	PART NO.	PART NAME	QTY	SALES UNIT	MODEL	ICA
•	37	14420-21000	SPACER=FUEL PUMP	1	5	ALL	Y
	38	17015-18010	ASSY=VALVE ROCKER(FROM E/# A10=211302)	1	5	ALL	
	39	17019-18010	PIN ROCKER(FROM E/# A10=211302)	1	10	ALL	
•	40	17016-00100	SPACER(FROM E/# A10=211302)	2	10	ALL	
	41	17048-66210	SEAL OIL(FROM E/# A10=211302)	1	5	ALL	
	42	17047-66210	RETAINER SEAL OIL(FROM E/# A10=211302)	1	5	ALL	
	43	17522-18000	ASSY=TUBE FUEL PUMP TO CARBURETOR(10 E/# A10=211301)	1	5	ALL	
•	44	17522-18001	ASSY=TUBE FUEL PUMP TO CARBURETOR(FROM E/# A10=211301)	1	1	ALL	"
	45	17522-H0100	ASSY=TUBE FUEL PUMP TO CARBURETOR	1	1	ALL	Y
•	46	17522-H0101	ASSY=TUBE FUEL PUMP TO CARBURETOR	1	5	ALL	C
•	47	17522-H0102	ASSY=TUBE FUEL PUMP TO CARBURETOR	1		ALL	Y
•	48	17522-H0103	ASSY=TUBE FUEL PUMP TO CARBURETOR	1	5	ALL	Y
	49	17523-H0103	TUBE (FUEL PUMP TO CARBURETOR)	1	5	ALL	Y
•	50	14439-04101	CLAMP=FUEL TUBE	1	10	ALL	
	51	08723-11500	CLAMP=FUEL TUBE	1	50	ALL	Y
•	52	X7010-18025	KIT-REPAIR FUEL PUMP	1		ALL	
	53	17010-18025	KIT-REPAIR FUEL PUMP (INC. KEY NO. 10, 4, 5, 35, 19,)	1	1	ALL	Y

M-100A

F10
FIG 10

NISSAN MOTOR CO., LTD.

FUEL STRAINER



REVISED: MARCH, 1971

-F10-1-

Printed in Japan

NISSAN MOTOR CO., LTD.

FIG 10

S	KEY NO.	PART NO.	PART NAME	QTY	SALES UNIT	MODEL	ICA
---	---------	----------	-----------	-----	------------	-------	-----

FUEL STRAINER

1	16400-18900	ASSY=STRAINER,FUEL	1	1	R DRIVE		
2	16407-07260	PACKING	1	90	R DRIVE		
3	16403-50000	ASSY=ELEMENT	1	10	R DRIVE		
4	16406-50000	PACKING=FILTER ELEMENT	1	90	R DRIVE		
5	16402-50000	WIRE=STRAINER	1	9	R DRIVE		
6	16411-07261	ASSY=HAIL	1	5	R DRIVE		
7	16410-58001	NUT	1	100	R DRIVE		
8	16410-34200	NUT	1	10	R DRIVE		Y
9	16408-05060	WASHER=HAIL	1	10	R DRIVE		
10	17103-01300	PIPE=CONNECTOR	1	10	R DRIVE		
11	08712-24200	ELBOW=CONNECTOR	1	25	R DRIVE		
12	08911-13810	WASHER=LOCK	1	90	R DRIVE		
13	08911-14010	NUT	1	90	R DRIVE		
14	17518-10600	TUBE=FUEL STRAINER TO FUEL PUMP	1	5	R DRIVE EXC COUPE		
15	17518-20500	TUBE=FUEL STRAINER TO FUEL PUMP	1	5	R DRIVE EXC COUPE		Y
16	17519-21000	HOSE=FUEL FLEXIBLE	1	5	COUPE		
17	17519-21001	HOSE=FUEL FLEXIBLE	1	5	COUPE		Y
18	A7515-H1800	HOSE=FUEL RUBBER	1	1	COUPE		Y
19	08742-20020	RUBBER FUEL HOSE	1	5	COUPE		Y
20	08721-11300	CLAMP=HOSE	2	25	R DRIVE		
21	17501-18000	ASSY=TUBE,FUEL TANK TO FUEL STRAINER	1	1	B-BT		

10- - 1

REVISED: MARCH, 1971

Printed in Japan

F11
FIG 10

NISSAN MOTOR CO., LTD.

S	KEY NO.	PART NO.	PART NAME	QTY	SALES UNIT	MODEL	ICA
	22	17501-18100	ASSY-TUBE,FUEL TANK TO FUEL STRAINER	1	1	V,VT	
•	23	16400-18010	ASSY-STRAINER,FUEL,CAR TRIDGE TYPE	1	1	ALL	
	24	16400-A0600	ASSY-STRAINER FUEL	1	1	ALL	Y
•	25	16400-18000	ASSY-TUBE,CONNECTOR	1	5	ALL	
•	26	17519-H0100	ASSY-TUBE CONNECTOR	1	5	ALL	Y
	27	17519-H0101	ASSY-TUBE CONNECTOR	1	ALL		Y
•	28	A7515-H1800	CONNECTOR TUBE ASSY	1	1	ALL	Y
•	29	16430-04101	CLAMP-TUBE	2	10	ALL	
	30	06723-11500	CLAMP-TUBE	2	50	ALL	Y
	31	16410-18001	BRACKET-FUEL STRAINER	1	5	ALL	
	32	A7501-18001	TUBE-FRONT,FUEL TANK	1	1	SEDAN R DRIVE	
	33	A7501-18101	TUBE-FRONT,FUEL TANK	1	1	VAN R DRIVE	
	34	A7501-24901	TUBE-FRONT,FUEL TANK	1	1	SEDAN L DRIVE	
	35	A7501-24911	TUBE-FRONT,FUEL TANK	1	1	VAN L DRIVE	
	36	17501-25800	TUBE TO FUEL TANK	1	1	COUPE	

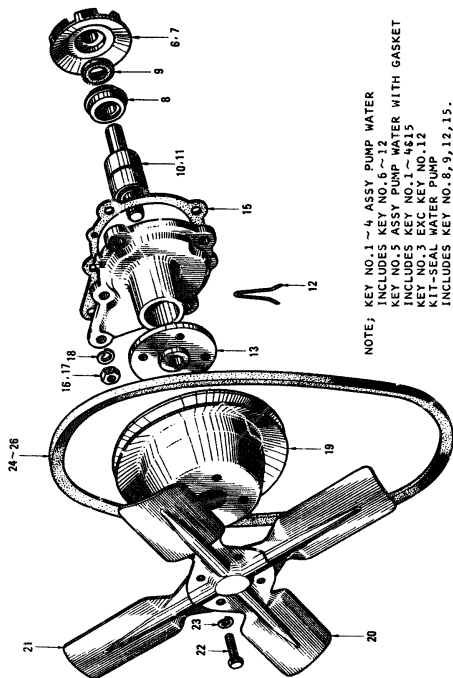
M-1000

REVISED: MARCH, 1971

10- = 2

Printed in Japan

WATER PUMP & FAN



NOTE: KEY NO.1 ~ 4, ASSY. PUMP WATER
INCLUDES KEY NO.6 ~ 12
KEY NO.1 ~ 4, ASSY. PUMP WATER WITH GASKET
INCLUDES KEY NO.1 ~ 4, 15
KEY NO.3 EXC KEY NO.12
KIT-SEAL WATER PUMP
INCLUDES KEY NO.8, 9, 12, 15.

M-1007

S	KEY NO.	PART NO.	PART NAME	QTY	SALES UNIT	MODEL	ICA
---	---------	----------	-----------	-----	------------	-------	-----

WATER PUMP & FAN

•	1	21010-18000	ASSY-PUMP, WATER	1	1	ALL	
•	2	21010-18001	ASSY-PUMP, WATER	1	1	ALL	Y
•	3	21010-18002	ASSY-PUMP, WATER	1	1	ALL	Y
•	4	21010-18003	ASSY-PUMP, WATER	1	1	ALL	Y
•	5	21010-18026	ASSY-PUMP, WATER WITH GASKET	1	1	ALL	C
•	6	21022-18000	VANE-WATER PUMP	1	1	ALL	
•	7	21022-18003	VANE-WATER PUMP	1	1	ALL	
•	8	21026-73000	ASSY-SEAL, WATER PUMP	1	5	ALL	
•	9	21027-73000	ASSY-SEAL	1	5	ALL	
•	10	21035-13201	BEARING-WATER PUMP	1	1	ALL	
•	11	21035-13202	BEARING-WATER PUMP	1	1	ALL	
•	12	21043-04000	WIRE-LOCK, BEARING	1	10	ALL	
•	13	21054-18000	HUB-PULLEY	1	1	ALL	
•	14	21010-18025	KIT-SEAL, WATER PUMP	1	1	ALL	
•	15	21014-18000	GASKET-WATER PUMP COVE	1	10	ALL	
•	16	08911-13800	NUT FIXING WATER PUMP	5	1	ALL	
•	17	08911-13810	NUT FIXING WATER PUMP	5	50	ALL	Y
•	18	08915-13810	WASHER-LOCK FIXING WATER PUMP	5	50	ALL	
•	19	21051-18000	PULLEY-FAN & WATER PUMP	1	1	ALL	
•	20	21061-18000	BLADE-FAN FRONT	1	2	ALL	
•	21	21062-18000	BLADE-FAN REAR	1	2	ALL	

F13

FIG 11

NISSAN MOTOR CO., LTD.

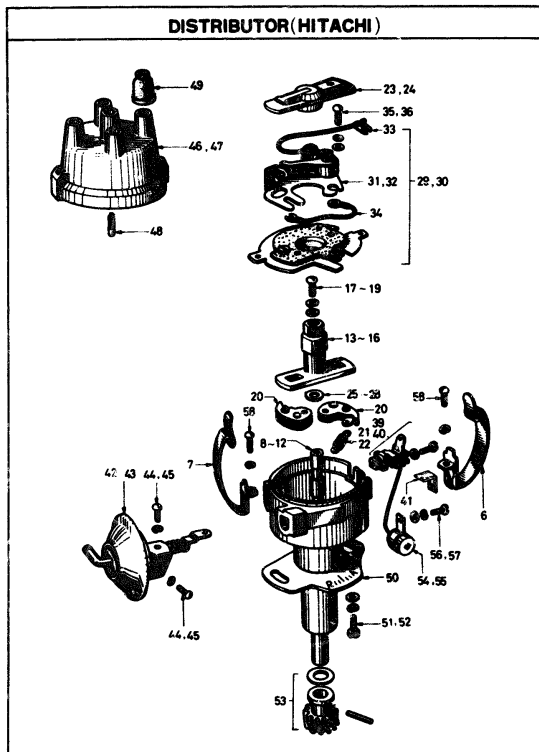
S	KEY NO.	PART NO.	PART NAME	QTY	SALES UNIT	MODEL	ICA
	22	00120-01010	BOLT FIXING FAN BLADE	4	90	ALL	
	23	00015-23010	WASHER-LOCK FIXING FAN BLADE	4	90	ALL	
•	24	11720-18000	BELT-FAN	1	1	ALL	
•	25	11720-18001	BELT-FAN	1	1	ALL	Y
	26	11720-18002	BELT-FAN	1	1	ALL	Y
	27	21060-18000	ASSY-SPALDER, FAN	1	1	OP, ALL	

H-1008

G1

ELECTRICAL

DISTRIBUTOR(HITACHI)



S	KEY NO.	PART NO.	PART NAME	QTY	SALES UNIT	MODEL	ICA
---	---------	----------	-----------	-----	------------	-------	-----

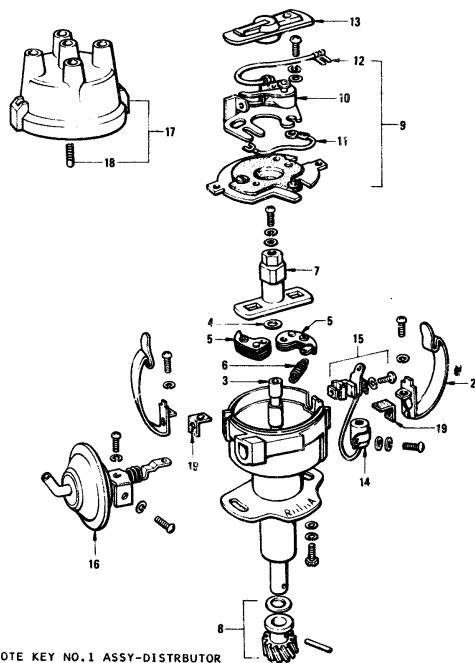
DISTRIBUTOR(HITACHI)

M-1087	1	22100-18001	ASSY=DISTRIBUTOR	1	1	ALL EXC COUPE	
	2	22100-18005	ASSY=DISTRIBUTOR (ISO)	1	1	ALL EXC COUPE	Y
	3	22100-18006	ASSY=DISTRIBUTOR	1	1	ALL EXC COUPE	Y
	4	22100-25705	ASSY=DISTRIBUTOR (ISO)	1	1	COUPE	
	5	22100-25706	ASSY=DISTRIBUTOR	1	1	COUPE	Y
	6	22167-71300	ASSY=CLAMP,CAP	1	10	ALL	
	7	22168-71300	ASSY=CLAMP,CAP	1	10	ALL	
	8	22108-18000	ASSY=SHAFT	1	1	ALL	
	9	22108-18006	ASSY=SHAFT	1	1	ALL	
	10	22108-19900	ASSY=SHAFT	1	1	ALL	Y
	11	22108-19900	ASSY=SHAFT	1	1	ALL	Y
	12	22108-18005	ASSY=SHAFT (ISO)	1	1	ALL	N
	13	22132-18001	ASSY=CAM	1	2	ALL EXC COUPE	
	14	22132-18005	ASSY=CAM (ISO)	1	1	ALL EXC COUPE	N
	15	22132-25705	ASSY=CAM (ISO)	1	1	COUPE	
	16	22132-25700	ASSY=CAM	1	1	ALL	
	17	22139-85060	SCREW	1	1	ALL	
	18	22139-85060	SCREW	1	10	ALL	Y
	19	22139-18005	SCREW 40 (ISO)	1	10	ALL	N
	20	22109-71300	ASSY=WEIGHT,GOVERNOR	2	5	ALL	

S	KEY NO.	PART NO.	PART NAME	QTY	SALES UNIT	MODEL	ICA
	21	22110-10001	SPRING-GOVERNOR	1	10	ALL EXC COUPE	
	22	22110-25700	SPRING-GOVERNOR	1	10	COUPE	
•	23	22157-71300	ASSY-HEAD, ROTOR	1	10	ALL	
	24	22157-70500	ASSY-HEAD ROTOR	1	10	ALL	Y
	25	22110-05060	WASHER-THRUST(10, 0T)	1	50	ALL	
	26	22110-10001	WASHER-THRUST	1		ALL	
	27	22117-10000	WASHER-THRUST(2, 0T)	1	10	ALL	
	28	22117-10001	WASHER-THRUST	1		ALL	
	29	22136-71300	ASSY-BRAKER	1	2	ALL	
	30	22136-10005	ASSY-BRAKER (ISO)	1	1	ALL	N
•	31	22149-71301	SET-CONTACT	1	1	ALL	
	32	22149-10005	SET-CONTACT (ISO)	1	10	ALL	Y
	33	22103-71300	ASSY-WIRE, LEAD	1	10	ALL	
	34	22102-71300	ASSY-WIRE EARTH	1	50	ALL	
	35	22149-71300	SCREW-POINT	2	20	ALL	
	36	22149-10005	SCREW-POINT (ISO)	2	10	ALL	N
	37	22103-50000	SCREW	2	50	ALL	
	38	22103-10005	SCREW 4D (ISO)	2	10	ALL	N
	39	22403-13201	ASSY-TERMINAL	1	5	ALL	
	40	22403-10005	ASSY-TERMINAL (ISO)	1	10	ALL	N
	41	22240-A5502	SEAL-DUST	2		ALL	
	42	22301-18001	ASSY-CONTROL, VACUUM	1	1	ALL	
	43	22301-H1000	ASSY-CONTROL VACUUM	1		ALL	
•	44	22132-05060	SCREW	3		ALL	
	45	23132-05060	SCREW	3	10	ALL	Y

S	KEY NO.	PART NO.	PART NAME	QTY	SALES UNIT	MODEL	ICA
•	46	22102-71300	ASSY-CAP, DISTRIBUTOR	1	1	ALL	
	47	22102-21007	ASSY-CAP DISTRIBUTOR	1	1	ALL	Y
	48	22102-30101	ASSY-POINT, CARBON	1	10	ALL	
	49	22171-10000	CAP-HIGH TENSION CABLE	5	10	ALL	
	50	22100-10000	PLATE-FIXING	1	5	ALL	
	51	22201-71300	BOLT	1	10	ALL	
	52	22201-10005	BOLT 5D (ISO)	1	10	ALL	N
	53	22119-10000	ASSY-PENION, SET	1	1	ALL	
•	54	22102-00000	ASSY-CONDENSER	1		ALL	
	55	22102-00001	ASSY-CONDENSER	1	10	ALL	Y
•	56	22132-05060	SCREW	2		ALL	
	57	23132-05060	SCREW	2	10	ALL	Y
	58	22139-10005	SCREW 4D (ISO)	3	10	ALL	

DISTRIBUTOR (EXC. COUPE)



NOTE KEY NO.1 ASSY-DISTRIBUTOR
INCLUDES KEY NO.2~20

S KEY NO.	PART NO.	PART NAME	QTY	SALES UNIT	MODEL	ICA
-----------	----------	-----------	-----	------------	-------	-----

DISTRIBUTOR (EXC COUPE)

1	22100-10006	DISTRIBUTOR ASSY	1	1	ALL EXC COUPE	
2	22167-M2300	CLAMP CAP SET	1	10	ALL EXC COUPE	
3	22198-M2300	SHAFT ASSY	1	1	ALL EXC COUPE	
4	22160-M0800	THRUST WASHER SET	1	1	ALL EXC COUPE	
5	22109-71300	WEIGHT GOVERNOR	2	5	ALL EXC COUPE	
6	22110-10001	GOVERNOR SPRING	1	10	ALL EXC COUPE	
7	22132-10005	CAM ASSY SET	1	1	ALL EXC COUPE	
8	22119-10000	PINION SET	1	1	ALL EXC COUPE	
9	22136-M2300	BRAKER PLATE ASSY	1	1	ALL EXC COUPE	
10	22105-10005	CONTACT SET	1	10	ALL EXC COUPE	
11	22102-71300	EARTH WIRE ASSY	1	50	ALL EXC COUPE	
12	22103-71300	LEAD WIRE ASSY	1	10	ALL EXC COUPE	
13	22197-70500	ROTOR HEAD ASSY	1	10	ALL EXC COUPE	
14	22102-00001	CONDENSER ASSY	1	10	ALL EXC COUPE	
15	22403-10005	TERMINAL ASSY	1	10	ALL EXC COUPE	

G5
FIG 12A

NISSAN MOTOR CO., LTD.

S	KEY NO.	PART NO.	PART NAME	QTY	SALES UNIT	MODEL	ICA
	16	22301-1000	VACUUM CONTROL ASSY	1	1	ALL EXC COUPE	
	17	22162-21007	CAP ASSY	1	1	ALL EXC COUPE	
	18	22165-30101	CARBON POINT ASSY	1	10	ALL EXC COUPE	
	19	22248-A9502	DUST SEAL	2	16	ALL EXC COUPE	
	20	22750-M2300	SCREW DUST	1	10	ALL EXC COUPE	

M-1083

17-A- 2

REVISED: DECEMBER, 1970

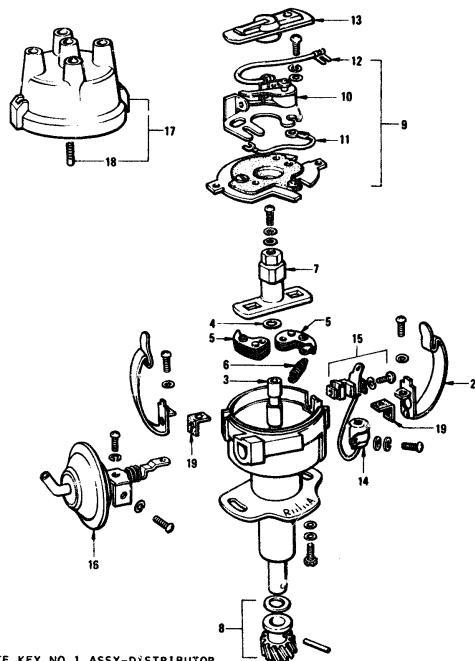
Printed in Japan

G6

FIG 12B

NISSAN MOTOR CO., LTD.

DISTRIBUTOR (COUPE)



NOTE KEY NO.1 ASSY-DISTRIBUTOR
INCLUDES KEY NO.2 ~ 20

M-1065

NISSAN MOTOR CO., LTD.

FIG 12B

S	KEY NO.	PART NO.	PART NAME	QTY	SALES UNIT	MODEL	ICA
---	---------	----------	-----------	-----	------------	-------	-----

DISTRIBUTOR(COUPÉ)

1	22100-23706	DISTRIBUTOR ASSY	1	1	COUPE		
2	22167-H2300	CAMP CAP SET	1	10	COUPE		
3	22108-H2300	SHAFT ASSY	1	1	COUPE		
4	22160-H0800	THRUST WASHER SET	1	1	COUPE		
5	22109-71300	WEIGHT GOVERNOR	1	5	COUPE		
6	22110-29700	SPRING GOVERNOR	1	10	COUPE		
7	22132-25705	CAM ASSY SET	1	1	COUPE		
8	22119-18000	PINION SET	1	1	COUPE		
9	22136-H2300	BRAKER PLATE ASSY	1	1	COUPE		
10	22149-18005	CONTACT SET	1	10	COUPE		
11	22162-71300	EARTH WIRE ASSY	1	50	COUPE		
12	22103-71300	LEAD WIRE ASSY	1	10	COUPE		
13	22137-78500	ROTOR HEAD ASSY	1	10	COUPE		
14	22102-00801	CONDENSER ASSY	1	10	COUPE		
15	22403-18005	TERMINAL ASSY	1	10	COUPE		
16	22301-H1000	VACUUM CONTROL ASSY	1	1	COUPE		
17	22162-21007	CAP ASSY	1	1	COUPE		
18	22165-30101	CARBON POINT ASSY	1	10	COUPE		
19	22240-A5902	DUST SEAL	2	10	COUPE		
20	22750-H2300	SCREW SET	1	10	COUPE		

12-B-1

REVISED: DECEMBER, 1970

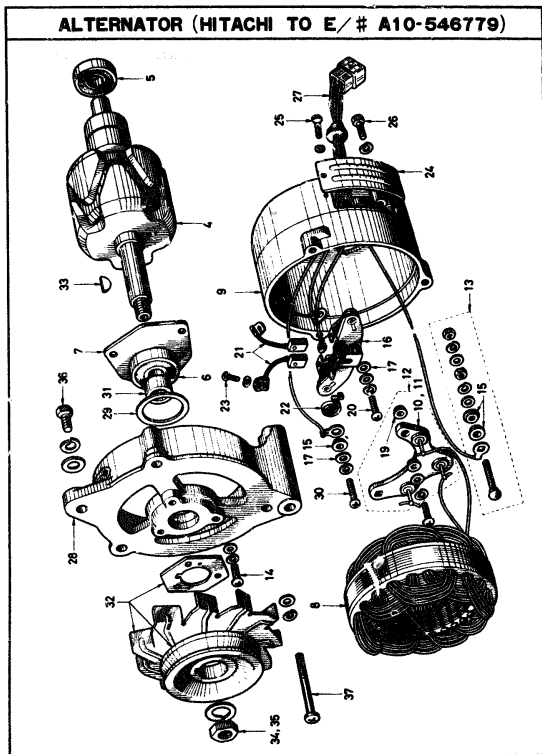
-F12B-1-

Printed in Japan

REVISED: DECEMBER, 1970

Printed in Japan

ALTERNATOR (HITACHI TO E/ # A10-546779)



S	KEY NO.	PART NO.	PART NAME	QTY	SALES UNIT	MODEL	ICA
---	---------	----------	-----------	-----	------------	-------	-----

ALTERNATOR (HITACHI TO E/ # A10-546779)

•	1	23100-18001	ASSY-ALTERNATOR(HITACHI 1,12V-25A)	1	ALL		
•	2	23100-18005	ASSY-ALTERNATOR(HITACHI 1,12V-25A)	1	ALL	Y	
	3	23100-08000	ASSY-ALTERNATOR (HITACHI 12V-25A)	1	ALL		Y
	4	23108-14800	ASSY-ROTOR	1	ALL		
	5	23120-14801	BEARING-BALL	1	ALL		
	6	23120-14800	BEARING-BALL	1	ALL		
	7	23123-14800	RETAINER-BEARING	1	ALL		
	8	23102-14800	ASSY-STAYTOR	1	ALL		
	9	23127-18000	ASSY-COVER, REAR	1	ALL		
	10	23231-16500	DIODE MINUS	3	ALL		
	11	23232-16500	DIODE PLUS	3	ALL		
	12	23230-14800	ASSY-DIODE SET	1	ALL		
	13	23156-14800	ASSY-TERMINAL	1	ALL		
	14	23115-61200	SCREW	1	ALL		
	15	23160-14801	BUSHING-INSULATOR	2	ALL		
	16	23133-14800	HOLDER-BRUSH	1	ALL		
	17	23157-14801	WASHER-INSULATOR	1	ALL		
	18	23157-14800	WASHER-INSULATOR	1	ALL		
	19	23150-14800	BUSHING-INSULATING	1	ALL		
	20	18084-58020	SCREW	2	ALL		
	21	23135-14800	BRUSH	2	ALL		

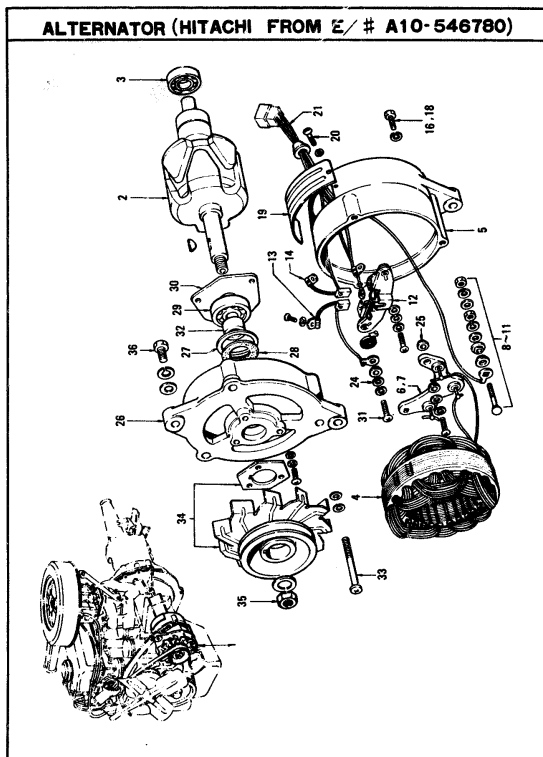
G8

FIG 14

NISSAN MOTOR CO., LTD.

S	KEY NO.	PART NO.	PART NAME	QTY	SALES UNIT	MODEL	ICA
	22	23130-14000	SPRING-BRUSH	2	10	ALL	
	23	23132-61000	SCREW	2	10	ALL	
	24	23107-14000	COVER-BRUSH	1	1	ALL	
	25	23132-61000	SCREW	2	10	ALL	
	26	23103-16900	BOLT-TERMINAL	1	10	ALL	
	27	23136-14001	ASSY-WIRE, LEAD	1	5	ALL	
	28	23110-18000	COVER=FRONT	1	1	ALL	
	29	23121-14000	RETAINER-BEARING	1	10	ALL	
	30	23119-61200	SCREW	3	10	ALL	
	31	23110-14000	SPACER	1	10	ALL	Y
	32	23150-14000	ASSY=PULLEY	1	1	ALL	
	33	23195-99100	KEY	1	10	ALL	
•	34	23153-99100	NUT=PULLEY	1	10	ALL	
	35	23153-09400	NUT=PULLEY	1	10	ALL	Y
	36	23164-61200	BOLT-SET	1	10	ALL	
	37	23131-14000	BOLT=THROUGH	3	10	ALL	

ALTERNATOR (HITACHI FROM E/ # A10-546780)



S	KEY NO.	PART NO.	PART NAME	QTY	SALES UNIT	MODEL	ICA
---	---------	----------	-----------	-----	------------	-------	-----

ALTERNATOR (HITACHI FROM E/ # A10-546780)

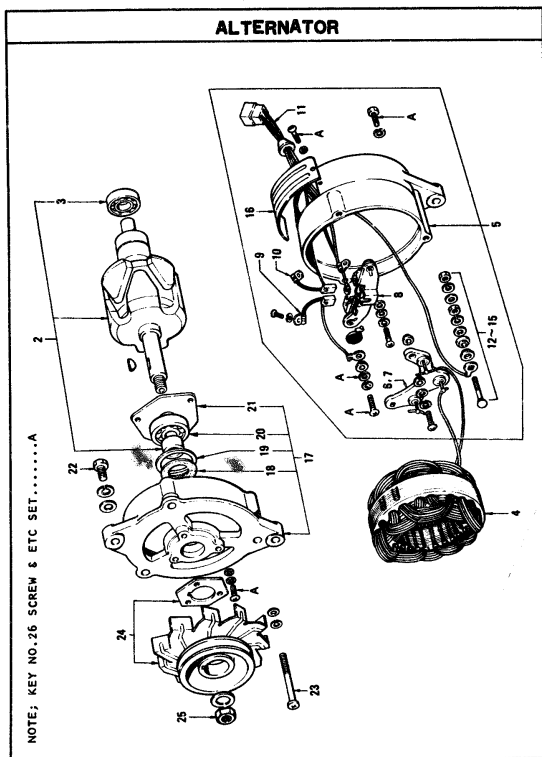
1	23100-21010	ASSEMBLY ALTERNATOR (HITACHI 12V-25A)	1	1	ALL EXC COUPE
2	23108-21010	ASSEMBLY ROTOR	1	1	ALL EXC COUPE
3	23120-14801	FLARING BALL	1	1	ALL EXC COUPE
4	23102-21010	ASSEMBLY STATOR	1	1	ALL EXC COUPE
5	23127-21005	ASSEMBLY COVER REAR	1	1	ALL EXC COUPE
6	23230-21005	ASSEMBLY DIODE SET	1	1	ALL EXC COUPE
7	23230-21006	ASSEMBLY DIODE SET	1	1	ALL EXC COUPE
8	23156-21005	ASSEMBLY TERMINAL A	1	5	ALL EXC COUPE
9	23158-21005	ASSEMBLY TERMINAL E	1	10	ALL EXC COUPE
10	23185-21005	ASSEMBLY TERMINAL (+)	1	5	ALL EXC COUPE
11	23186-21005	ASSEMBLY TERMINAL (-)	1	5	ALL EXC COUPE
12	23133-21000	HOLDER BRUSH	1	2	ALL EXC COUPE
13	23135-21000	ASSEMBLY BRUSH (F)	1	10	ALL EXC COUPE
14	23135-21001	ASSEMBLY BRUSH (E)	1	10	ALL EXC COUPE
15	23193-21005	LATE TERMINAL (F)	1	10	ALL EXC COUPE

S	KEY NO.	PART NO.	PART NAME	QTY	SALES UNIT	MODEL	ICA
16	22173-65005	SCREW	1	10	ALL EXC COUPE		
17	23193-21006	PLATE-TERMINAL (E)	1	10	ALL EXC COUPE		
18	22173-65005	SCREW	1	10	ALL EXC COUPE		
19	23107-21005	COVER-BRUSH	1	5	ALL EXC COUPE		
20	22173-65005	SCREW	2	10	ALL EXC COUPE		
21	23136-21000	ASSY-WIRE LEAD	1	5	ALL EXC COUPE		
22	23147-21005	SCREW	1	10	ALL EXC COUPE		
23	23184-21005	SCREW	1	10	ALL EXC COUPE		
24	23157-14500	INSULATOR	1	10	ALL EXC COUPE		
25	23160-14800	INSULATOR	2	10	ALL EXC COUPE		
26	23118-21005	ASSY-COVER FRONT	1	1	ALL EXC COUPE		
27	23121-21000	RETAINER-PACKING	1	10	ALL EXC COUPE		
28	23122-21000	PACKING	1	10	ALL EXC COUPE		
29	23120-14800	BEARING-BALL	1	1	ALL EXC COUPE		
30	23123-21005	RETAINER-BEARING	1	5	ALL EXC COUPE		
31	23132-10605	SCREW	3	10	ALL EXC COUPE		
32	23110-21000	SPACER	1		ALL EXC COUPE		

S	KEY NO.	PART NO.	PART NAME	QTY	SALES UNIT	MODEL	ICA
33	23131-21005	BOLT-THROUGH	3	10	ALL EXC COUPE		
34	23150-21001	ASSY-PULLEY	1		ALL EXC COUPE		
35	23153-H0100	ASSY-NUT PULLEY	1	10	ALL EXC COUPE		
36	23164-H0100	BOLT-SET	1	10	ALL EXC COUPE		

M-1009

ALTERNATOR



S	KEY NO.	PART NO.	PART NAME	QTY	SALES UNIT	MODEL	ICA
---	---------	----------	-----------	-----	------------	-------	-----

ALTERNATOR

1	23100-H0100	ALTERNATOR ASSY	1	ALL EXC COUPE
2	23108-H0301	ROTOR ASSY	1	ALL EXC COUPE
3	23120-14801	BALL BEARING	1	ALL EXC COUPE
4	23102-H0100	STATOR ASSY	1	ALL EXC COUPE
5	23127-21005	REAR COVER ASSY	1	ALL EXC COUPE
6	23230-21005	DIODE SET (+)	1	ALL EXC COUPE
7	23230-21006	DIODE SET (-)	1	ALL EXC COUPE
8	23133-H0100	BRUSH HOLDER ASSY	1	ALL EXC COUPE
9	23135-21000	BRUSH ASSY (F)	1	ALL EXC COUPE
10	23135-21001	BRUSH ASSY (E)	1	ALL EXC COUPE
11	23136-21000	LEAD WIRE ASSY	1	ALL EXC COUPE
12	23156-21005	RECT. TERMINAL ASSY	1	ALL EXC COUPE
13	23158-21005	RECT. TERMINAL ASSY	1	ALL EXC COUPE
14	23185-21005	INSULATOR HOLDER	1	ALL EXC COUPE
15	23186-21005	RECT. TERMINAL ASSY	1	ALL EXC COUPE

G12
FIG 15A

NISSAN MOTOR CO., LTD.

S	KEY NO.	PART NO.	PART NAME	QTY	SALES UNIT	MODEL	ICA
	16	23107-H0100	BRUSH COVER	1		ALL EXC COUPE	
	17	23118-21005	FRONT COVER ASSY	1		ALL EXC COUPE	
	18	23122-21000	PACKING	1		ALL EXC COUPE	
	19	23121-21000	PACKING RETAINER	1		ALL EXC COUPE	
	20	23120-14000	BALL BEARING	1		ALL EXC COUPE	
	21	23123-21005	BEARING RETAINER	1		ALL EXC COUPE	
	22	23144-61200	SETTING BOLT	1		ALL EXC COUPE	
	23	23131-21005	THROUGH BOLT	3		ALL EXC COUPE	
	24	23190-21002	PULLEY ASSY	1		ALL EXC COUPE	
	25	23193-H0100	NUT ASSY	1		ALL EXC COUPE	
	26	23200-E3400	SCREW & ETC SET	1		ALL EXC COUPE	

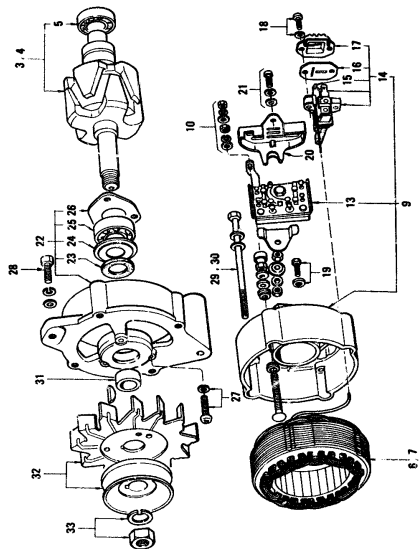
15-1

REVISED: MARCH, 1971

15-A-2

Printed in Japan

ALTERNATOR (HITACHI FOR COUPE)



M-1007

S	KEY NO.	PART NO.	PART NAME	QTY	SALES UNIT	MODEL	ICA
---	---------	----------	-----------	-----	------------	-------	-----

ALTERNATOR (HITACHI FOR COUPE)

1	23100-H0300	ALTERNATOR ASSY	1	COUPE
2	23100-A4601	ALTERNATOR ASSY	1	COUPE
3	23100-H0300	ROTOR ASSY	1	COUPE
4	23100-A4601	ROTOR ASSY	1	COUPE
5	23120-14801	BALL BEARING	1	COUPE
6	23102-H0300	STATOR ASSY	1	COUPE
7	23102-29906	STATOR ASSY	1	COUPE
8	22247-H0300	SLEEVE	1	COUPE
9	23127-H0300	REAR COVER ASSY	1	COUPE
10	23156-H0300	TERMINAL BOLT ASSY	1	COUPE
11	23188-18005	NUT M5	2	COUPE
12	23391-18005	NUT M5	1	COUPE
13	23230-H0300	DIODE ASSY	1	COUPE
14	23133-H0300	BRUSH HOLDER ASSY	1	COUPE
15	23240-H0300	CONNECTOR TERMINAL	1	COUPE
16	23241-H0300	CONNECTOR PLATE	1	COUPE
17	23242-H0300	CONNECTOR COVER	1	COUPE
18	23184-21005	SCREW	2	COUPE
19	23105-18005	TERMINAL BOLT	1	COUPE
20	23236-H0300	DIODE COVER	1	COUPE
21	22139-18005	SCREW	1	COUPE
22	23118-H0300	FRONT COVER ASSY	1	COUPE
23	23122-21000	PACKING	1	COUPE

G14
FIG 15B

NISSAN MOTOR CO., LTD.

S	KEY NO.	PART NO.	PART NAME	QTY	SALES UNIT	MODEL	ICA
	24	23120-21000	PACKING RETAINER	1		COUPE	
	25	23120-14000	BALL BEARING	1		COUPE	
	26	23120-21005	BEARING RETAINER	1		COUPE	
	27	23132-19600	SCREW	3		COUPE	
	28	23164-H0100	SETTING BOLT	1		COUPE	
	29	23131-H0300	THROUGH BOLT	2		COUPE	
	30	23131-H0300	THROUGH BOLT	1		COUPE	
	31	23110-21000	SPACER	1		COUPE	
	32	23130-21001	PULLEY ASSY	1		COUPE	
	33	23133-H0100	NUT ASSY	1		COUPE	
	34	23136-H0300	CONNECTOR	1		COUPE	

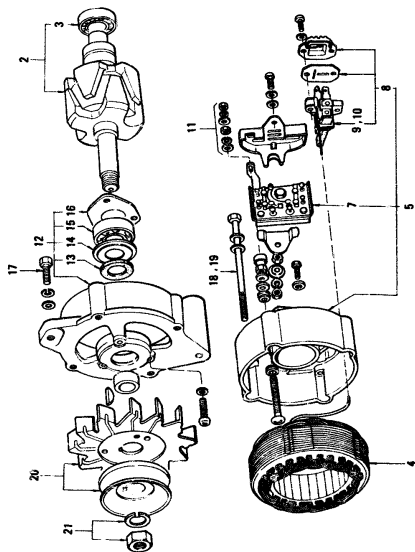
14-1000

REVISED: MARCH, 1971

15-8- 2

Printed in Japan

ALTERNATOR (HITACHI FOR COUPE)



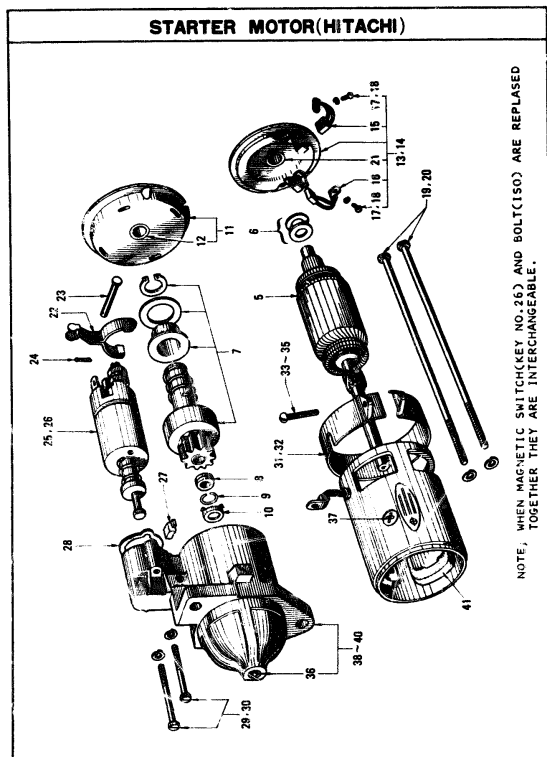
M-1001

S	KEY NO.	PART NO.	PART NAME	QTY	KEY NO.	MODEL	ICA
---	---------	----------	-----------	-----	---------	-------	-----

ALTERNATOR

1	23100-H0300	ALTERNATOR ASSY	1	COUPE
2	23108-H0801	ROTOR ASSY	1	COUPE
3	23120-14801	BALL BEARING	1	COUPE
4	23102-H0100	STATOR ASSY	1	COUPE
5	23127-H0300	REAR COVER ASSY	1	COUPE
6	23236-H0300	DIODE COVER	1	COUPE
7	23230-H0300	DIODE ASSY	1	COUPE
8	23133-H0300	BRUSH HOLDER ASSY	1	COUPE
9	23135-H0300	BRUSH ASSY (F)	1	COUPE
10	23135-H0301	BRUSH ASSY (E)	1	COUPE
11	23156-H0300	TERMINAL BOLT ASSY	1	COUPE
12	23118-H0300	FRONT COVER ASSY	1	COUPE
13	23122-21000	PACKING	1	COUPE
14	23121-21000	PACKING RETAINER	1	COUPE
15	23120-14800	BALL BEARING	1	COUPE
16	23123-21005	RETAINER BEARING	1	COUPE
17	23164-H0100	SETTING BOLT	1	COUPE
18	23131-H0300	THROUGH BOLT	2	COUPE
19	23131-H0301	THROUGH BOLT	1	COUPE
20	23150-21031	PULLEY ASSY	1	COUPE
21	23153-H0100	PULLEY NUT ASSY	1	COUPE
22	23200-E3400	SCREW SET	1	COUPE

STARTER MOTOR(HITACHI)



S	KEY NO.	PART NO.	PART NAME	QTY	SALES UNIT	MODEL	ICA
---	---------	----------	-----------	-----	------------	-------	-----

STARTER MOTOR(HITACHI)

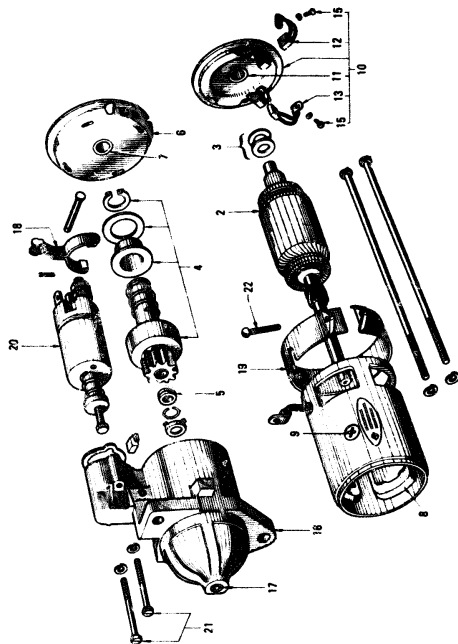
•	1	23300-19000	ASSY-MOTOR, STARTER	1	1	ALL	
•	2	23300-18005	ASSY-MOTOR, STARTER (ISO)	1	1	ALL	Y
	3	23300-H0100	ASSY-MOTOR STARTER	1	1	ALL	Y
	4	23300-H0101	ASSY-MOTOR STARTER	1	1	ALL	Y
	5	23310-19900	ASSY-ARMATURE	1	1	ALL	
	6	23321-09900	WASHER-THRUST	2	10	ALL	
	7	23312-10600	ASSY-PINION	1	1	ALL	
	8	23369-10600	STOPPER-PINION	1	10	ALL	
	9	23353-10600	CLIP-STOPPER	1	10	ALL	
	10	23370-09600	WASHER-STOPPER	1	10	ALL	
	11	23303-10600	BUSHING-CENTER	1	1	ALL	
	12	23441-10600	METAL-BEARING	1	10	ALL	
	13	23337-19900	ASSY-COVER, REAR	1	1	ALL	
	14	23337-18005	ASSY-COVER, REAR (ISO)	1	1	ALL	N
	15	23380-19900	BRUSH(•)	1	10	ALL	
	16	23379-19900	BRUSH(=)	1	10	ALL	
	17	23547-25660	SCREW JD	2	10	ALL	
	18	23547-18005	SCREW JD (ISO)	2	10	ALL	N
	19	23340-10600	BOLT-THROUGH	2	10	ALL	
	20	23340-18005	BOLT-THROUGH (ISO)	2	10	ALL	N
	21	23319-10600	METAL	1	10	ALL	
	22	23322-18000	LEVER-SHIFT	1	1	ALL	

H1
FIG 16

NISSAN MOTOR CO., LTD.

S	KEY NO.	PART NO.	PART NAME	QTY	SALES UNIT	MODEL	ICA
	23	23323-10000	PIN-LEVER	1	10	ALL	
	24	23391-43300	PIN-COTTER	1	10	ALL	
	25	23343-10000	ASSY-SWITCH, MAGNETIC	1	1	ALL	
	26	23343-18005	ASSY-SWITCH, MAGNETIC (150)	1	1	ALL	C
	27	23445-18000	COVER-ROSY	1	10	ALL	
	28	23446-18000	PACKING	1	10	ALL	
	29	22201-10000	BOLT	2	10	ALL	
	30	23390-18005	BOLT 50 (150)	2	10	ALL	C
	31	23309-18000	ASSY-COVER, BRUSH	1	1	ALL	
	32	23309-18005	ASSY-COVER, BRUSH (150)	1	1	ALL	N
	33	23132-50900	SCREW 40	2	10	ALL	
	34	23132-18005	SCREW 40 (150)	2	10	ALL	N
	35	23184-50900	SCREW	2	10	ALL	V
	36	23330-09900	METAL	1	5	ALL	
	37	23305-09900	SCREW	1	10	ALL	
	38	23310-18000	ASSY-CASE, GEAR	1	1	ALL	
	39	23310-18005	ASSY-CASE, GEAR (180)	1	1	ALL	N
	40	23310-18100	ASSY-CASE GEAR	1	1	ALL	
	41	23306-18000	ASSY-COIL, FIELD	1	1	ALL	

STARTER MOTOR(HITACHI S114-87L)



NOTE: WHEN MAGNETIC SWITCH (NO. 20) AND SOL(19) ARE REPLACED TOGETHER THEY ARE INTERCHANGEABLE.

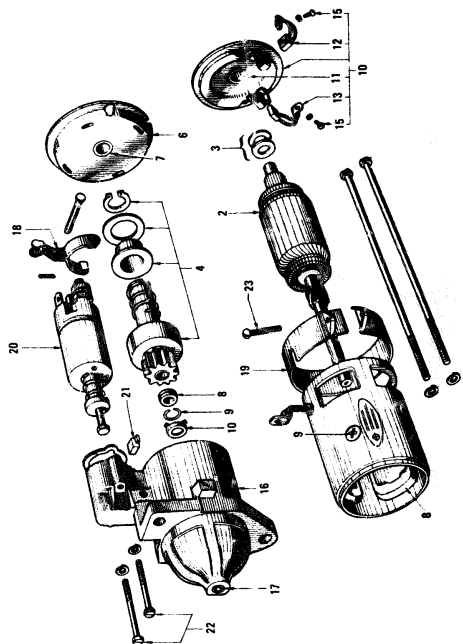
M-1007

S	KEY NO.	PART NO.	PART NAME	QTY	SALES UNIT	MODEL	ICA
---	---------	----------	-----------	-----	------------	-------	-----

STARTER MOTOR (HITACHI S114-87L)

5	21300-10100	STARTER MOTOR ASSY	1	1	ALL		
1	21310-19900	ARMATURE ASSY	1	1	ALL		
1	21321-09900	THRUST WASHER	2	10	ALL		
4	21312-10600	PINION ASSY	1	1	ALL		
	21465-16000	PINION STOPPER	1	10	ALL		
6	21383-10600	CENTER BEARING ASSY	1	1	ALL		
7	21441-10600	CENTER BEARING METAL	1	10	ALL		
4	21306-10000	FIELD COIL	1	1	ALL		
9	21305-09500	POLE CORE SCREW	4	10	ALL		
10	21337-18005	REAR COVER ASSY	1	1	ALL		
11	21338-09900	REAR COVER METAL	1	5	ALL		
12	21300-19900	BRUSH (+)	1	10	ALL		
13	21379-19900	BRUSH (-)	1	10	ALL		
14	21333-09900	BRUSH SPRING	2	10	ALL		
15	21340-18005	THRUST BOLT	2	10	ALL		
16	21310-10100	REAR CASE ASSY	1	1	ALL		
17	21319-10600	REAR CASE METAL	1	10	ALL		
18	21322-10100	SHIFT LEVER SET	1	1	ALL		
19	21309-18005	BRUSH COVER ASSY	1	1	ALL		
20	21343-18005	MAGNETIC SWITCH ASSY	1	1	ALL		
21	21390-18005	SOL 2	2	10	ALL		
22	21340-10100	SCREW SET	1		ALL		

STARTER MOTOR (HITACHI)



NOTE, WHEN MAGNETIC SWITCH KEY NO. 20 AND BOLT (150) ARE REPLACED TOGETHER THEY ARE INTERCHANGEABLE.

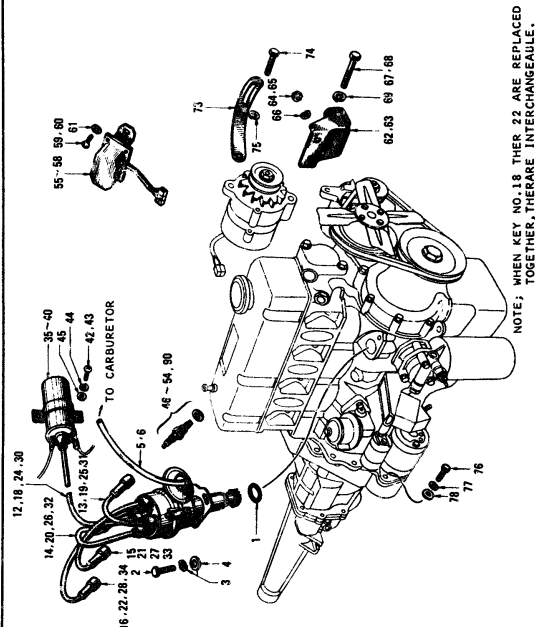
M-1061

S	KEY NO.	PART NO.	PART NAME	QTY	SALES UNIT	MODEL	ICA
---	---------	----------	-----------	-----	------------	-------	-----

STARTER MOTOR (HITACHI)

1	21300-10101	STARTER MOTOR ASSY	1	ALL		
2	21310-19900	ARMATURE ASSY	1	1 ALL		
3	21321-09900	PINION WASHER	2	10 ALL		
4	21312-10605	PINION ASSY	1	ALL		
5	21465-16800	PINION STOPPER SET	1	10 ALL		
6	21383-10600	CLUTCH BEARING ASSY	1	1 ALL		
7	21441-10600	CLUTCH BEARING METAL	1	10 ALL		
8	21306-10100	FIELD COIL ASSY	1	1 ALL		
9	21305-09500	POLE SHOE SCREW	4	10 ALL		
10	21337-10100	REAR COVER ASSY	1			
11	21338-09900	REAR COVER METAL	1	5 ALL		
12	21380-19900	BRUSH (+)	1	10 ALL		
13	21379-19900	BRUSH (-)	1	10 ALL		
14	21333-21001	BRUSH SPRING	2	10 ALL		
15	21340-18005	THROUGH BOLT	2	10 ALL		
16	21318-10100	GEAR CASE ASSY	1	1 ALL		
17	21319-10600	GEAR CASE METAL	1	10 ALL		
18	21322-10100	SHIFT LEVER SET	1	1 ALL		
19	21309-18005	BRUSH COVER ASSY	1	1 ALL		
20	21343-18005	MAGNETIC SWITCH ASSY	1	1 ALL		
21	21470-10100	DUST COVER SET	1	1 ALL		
22	21390-18005	BOLT 5	2	10 ALL		
23	21480-10100	NUT SET	1	1 ALL		

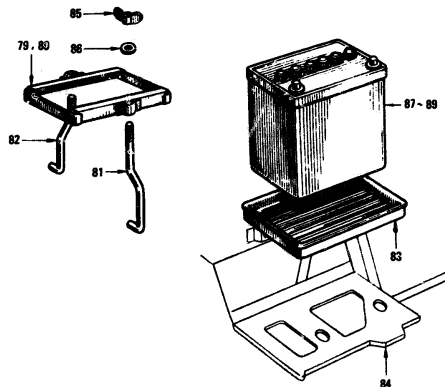
ELECTRICAL PARTS MOUNTING



NOTE: WHEN KEY NO.18 THER 22 ARE REPLACED TOGETHER, THERE ARE INTERCHANGEABLE.

M-1840

BATTERY



NOTE:

H: For the tropics (over 20°C), specific gravity: 1.240

C: For the frigid zones (below 0°C), specific gravity: 1.280

W: For the temperate zones (0°C to 20°C), specific gravity: 1.260

Dry: These batteries do not have electrolyte in them. When you need the electrolyte, order it according to the following list. Otherwise, the battery without the electrolyte is to be sent to you. In this case, it is unnecessary to be charged after you pour it into the battery.

Electrolyte	H	W	C
For 40A (3 liter)	24415-01303	24416-01303	24417-01303
For 50A (4 liter)	24415-01304	24416-01304	24417-01304

H5
FIG 18

NISSAN MOTOR CO., LTD.

S	KEY NO.	PART NO.	PART NAME	QTY	SALES UNIT	MODEL	ICA
---	---------	----------	-----------	-----	------------	-------	-----

ELECTRICAL PARTS MOUNTING

1	27300-71200	RIGIDITY DISTRIBUTOR SUPPORT	1	10	ALL		
2	0110-61210	BOLT FIXING DISTRIBUTOR TO BLOCK	1	50	ALL		
3	09915-13610	WASHER-LOCK FIXING DISTRIBUTOR TO BLOCK	1	90	ALL		
4	09915-43610	WASHER-PLAIN FIXING DISTRIBUTOR TO BLOCK	1	90	ALL		
5	27318-18000	TUBE-DISTRIBUTOR VACUUM ADVANCE	1	5	ALL		
6	27318-10001	VACUUM ADVANCE DISTRIBUTOR TUBE	1	5	ALL		
7	27328-18000	CLAMP-TUBE, VACUUM ADVANCE	1	10	ALL		
8	27328-11000	CLAMP-TUBE VACUUM	1	10	ALL		
9	27328-11001	CLAMP-TUBE VACUUM	1	10	ALL		
10	0120-61210	BOLT HOX1,0	2	50	ALL		
11	09915-13610	WASHER-SPRING M6	2	90	ALL		
12	27450-18000	ASSY-CABLE HIGH TENSION COIL TO DISTRIBUTOR (YAZAKI)	1	10	ALL		
13	27451-18000	ASSY-CABLE HIGH TENSION (NO.1) YAZAKI	1	10	ALL		
14	27452-18000	ASSY-CABLE HIGH TENSION (NO.2) YAZAKI	1	10	ALL		
15	27453-18000	ASSY-CABLE HIGH TENSION (NO.3) YAZAKI	1	10	ALL		
16	27454-18000	ASSY-CABLE HIGH TENSION (NO.4) YAZAKI	1	10	ALL		

N-107

Y

NISSAN MOTOR CO., LTD.

FIG 18

S	KEY NO.	PART NO.	PART NAME	QTY	SALES UNIT	MODEL	ICA
17	27450-18225	S.T-HIGH TENSION CABLE ANTI-NOISE (YAZAKI)	1	1	ALL		
18	27450-18200	ASSY-CABLE H/TENSION COIL TO DIST-ANTI-NOISE (YAZAKI)	1	10	ALL		C
19	27451-18200	ASSY-CABLE HIGH TENSION NO.1 ANTI-NOISE (YAZAKI)	1	10	ALL		C
20	27452-18200	ASSY-CABLE HIGH TENSION NO.2 ANTI-NOISE (YAZAKI)	1	10	ALL		C
21	27453-18200	ASSY-CABLE HIGH TENSION NO.3 ANTI-NOISE (YAZAKI)	1	10	ALL		C
22	27454-18200	ASSY-CABLE HIGH TENSION NO.4 ANTI-NOISE (YAZAKI)	1	10	ALL		C
23	27450-18226	S.T-HIGH TENSION CABLE ANTI-NOISE (SUMITOMO)	1		ALL		
24	27450-18210	ASSY-CABLE H/TENSION COIL TO DIST-ANTI-NOISE SUMITOMO	1		ALL		
25	27451-18210	ASSY-CABLE HIGH TENSION NO.1 ANTI-NOISE (SUMITOMO)	1		ALL		
26	27452-18210	ASSY-CABLE HIGH TENSION NO.2 ANTI-NOISE (SUMITOMO)	1		ALL		
27	27453-18210	ASSY-CABLE HIGH TENSION NO.3 ANTI-NOISE (SUMITOMO)	1		ALL		
28	27454-18210	ASSY-CABLE HIGH TENSION NO.4 ANTI-NOISE (SUMITOMO)	1		ALL		
29	27450-18227	S.T-HIGH TENSION CABLE ANTI-NOISE (HITACHI)	1	1	OP ALL EXC PICK-UP		

REVISED: JUNE, 1971

1/4 = 1

Printed in Japan

REVISED: JUNE, 1971

1/4 = 2

Printed in Japan

S	KEY NO	PART NO.	PART NAME	QTY	SALES UNIT	MODEL	ICA
	30	22450-1821	ASSY-CABLE H/T COIL TO DIST ANTI-NOISE (MITACHI)	1	1	OP ALL EXC PICK-UP	
	31	22451-18215	ASSY-CABLE HIGH TENSION NO.1 ANTI-NOISE (MITACHI)	1	1	OP ALL EXC PICK-UP	
	32	22452-18215	ASSY-CABLE HIGH TENSION NO.2 ANTI-NOISE (MITACHI)	1	1	OP ALL EXC PICK-UP	
	33	22453-18215	ASSY-CABLE HIGH TENSION NO.3 ANTI-NOISE (MITACHI)	1	1	OP ALL EXC PICK-UP	
	34	22454-18215	ASSY-CABLE HIGH TENSION NO.4 ANTI-NOISE (MITACHI)	1	1	OP ALL EXC PICK-UP	
	35	22433-14800	COIL-IGNITION (MITACHI)	1	1	ALL	
	36	22433-14805	COIL-IGNITION (MITACHI)	1	1	ALL	Y
	37	22433-14606	COIL-IGNITION (MITACHI)	1	1	ALL	C
	38	22433-14605	COIL-IGNITION FOR COLD AREA (MITACHI)	1	1	OP ALL	
	39	22433-14606	COIL-IGNITION FOR COLD AREA (MITACHI)	1	1	OP ALL	C
	40	22433-14811	COIL-IGNITION (MANSHIN)	1	1	ALL	
	41	22460-14606	REGISTER-IGNITION FOR COLD AREA (MITACHI)	1	1	OP ALL	
	42	00310-61210	SCREW FIXING IGNITION COIL	2	50	ALL	
	43	00310-61212	SCREW FIXING IGNITION COIL	2	50	ALL	Y
	44	00915-13610	WASHER-LOCK FIXING IGNITION COIL	2	50	ALL	
	45	00915-53610	WASHER-PLAIN FIXING IGNITION COIL	2	50	ALL	
	46	22401-32201	PLUG-SPARK (MITACHI)	4	10	ALL	

S	KEY NO.	PART NO.	PART NAME	QTY	SALES UNIT	MODEL	ICA
	47	22401-58000	PLUG-SPARK (N.G.K.)	4	10	ALL	
	48	22401-E6610	PLUG SPARK (B9ES NGK)	4	1	ALL	
	49	22401-E6810	PLUG SPARK (B9ES NGK)	4	1	OP ALL	
	50	22401-A0200	PLUG SPARK (B9ES NGK)	4	10	OP ALL	
	51	22401-58001	PLUG SPARK (B9E NGK)	4	10	OP ALL	
	52	22401-A4805	PLUG SPARK (L45W MITACHI)	4	10	OP ALL	
	53	22401-E6800	PLUG SPARK (L46W MITACHI)	4	10	ALL	
	54	22401-A4804	PLUG SPARK (L44W MITACHI)	4	10	OP ALL	
	55	23500-14802	REGULATOR-VOLTAGE (MITACHI)	1	1	ALL	
	56	23500-14804	REGULATOR-VOLTAGE (MITACHI)	1	1	ALL	Y
	57	23500-89900	REGULATOR-VOLTAGE (MITACHI)	1	1	ALL	Y
	58	23500-29901	REGULATOR-VOLTAGE (MITACHI)	1	1	ALL	Y
	59	00513-61210	SCREW FIXING REGULATOR	2	50	ALL	
	60	00513-61212	SCREW FIXING REGULATOR	2	50	ALL	Y
	61	00916-13610	WASHER-LOCK, INTERNAL TIGHT FIXING REGULATOR	2	50	ALL	
	62	11710-18000	BRACKET-ALTERNATOR (TO E/F A10-546779)	1	1	ALL	
	63	11710-H0100	BRACKET-ALTERNATOR (FROM E/F A10-546780)	1	1	ALL	N
	64	00911-21010	NUT FIXING ALTERNATOR BRACKET (TO E/F A10-546779)	2	50	ALL	
	65	00131-02210	NUT FIXING ALTERNATOR BRACKET (FROM E/F A10-546780)	2	50	ALL	N

H7

FIG 18

NISSAN MOTOR CO., LTD.

S	KEY NO.	PART NO.	PART NAME	QTY	SALES UNIT	MODEL	ICA
66	08915-14010	WASHER-LOCK FIXING ALT ERNATOR BRACKET	2	50	ALL		
67	11711-18000	BOLT FIXING ALTERNATOR TO BRACKET (TO E/S A10 -546779)	1	10	ALL		
68	08130-03010	BOLT FIXING ALTERNATOR TO BRACKET (FROM E/S A10 -546280)	2	50	ALL		N
69	08915-14010	WASHER-LOCK FIX ALTERN ATOR TO BRKT (TO E/S A10 -546779)	1	50	ALL		
70	08911-20810	NUT FIX ALTERNATOR TO BRACKET (FROM E/S A10- 546780)	1	50	ALL		
71	08915-13810	WASHER FIX ALTERNATOR (FROM E/S A10-546780)	2	50	ALL		
72	08915-43810	WASHER FIX ALTERNATOR (FROM E/S A10-546780)	2	50	ALL		
73	11715-18001	BAR-ADJUSTING, ALTERNAT OR	1	1	ALL		
74	08110-01610	BOLT FIXING BAR	1	50	ALL		
75	08915-13810	WASHER-LOCK FIXING BAR	1	50	ALL		
76	08121-03510	BOLT FIXING STARTER MO TOR TO TRANSMISSION CA SE	2	25	ALL		
77	08915-43610	WASHER-STARTER TO T/H CASE	2	50	ALL		
78	08915-44210	WASHER-PLAIN FIXING ST ARTER MOTOR TO TRANSMI SSION CASE	2	50	ALL		
79	24420-20901	FRAME-BATTERY FIXING F OR 40AH	1		ALL		
80	24420-27700	FRAME-BATTERY FIXING F OR 60AH	1		1 DP ALL		
81	24422-20900	RUD-BATTERY FIXING (LON G)	1	5	ALL		

M-1001

NISSAN MOTOR CO., LTD.

FIG 18

S	KEY NO.	PART NO.	PART NAME	QTY	SALES UNIT	MODEL	ICA
82	24423-18000	RUD-BATTERY FIXING (SKO RT)	1	5	ALL		
83	24428-20900	TRAY-BATTERY	1	1	ALL		
84	24426-18001	ASSY-BRACKET, BATTERY	1	1	ALL		
85	08911-10610	NUT-WING	2	50	ALL		
86	08915-43610	WASHER-PLAIN	2	50	ALL		
87	24410-20911	ASSY-BATTERY 40AH M DRY	1		ALL		
88	24410-20913	ASSY-BATTERY 40AH C DRY	1		ALL		
89	24410-20915	ASSY-BATTERY 40AH M DRY	1		ALL		
90	22401-E6825	SPARK PLUG & CONTACT SLT (22401-E6800) (2214 5-10005)	1		ALL		

REVISED: JUNE, 1971

18- = 5

Printed in Japan

REVISED: JUNE, 1971

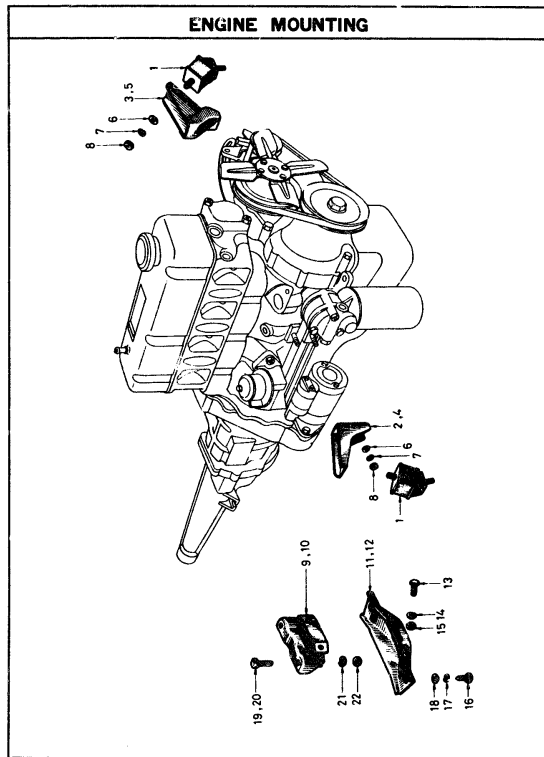
18- = 6

Printed in Japan

H8

FIG 19

NISSAN MOTOR CO., LTD.



NISSAN MOTOR CO., LTD.

FIG 19

S	KEY NO.	PART NO.	PART NAME	QTY	SALES UNIT	MODEL	ICA
---	---------	----------	-----------	-----	------------	-------	-----

ENGINE MOUNTING

1	11223-18001	INSULATOR-ENGINE MOUNTING FRONT	2	5	ALL		
2	11221-18000	BRACKET-ENGINE MOUNTING FRONT(R,H.)	1	1	ALL		
3	11222-18001	BRACKET-ENGINE MOUNTING FRONT(L,H.)	1	1	ALL		
4	11240-18000	BRACKET-ENGINE MOUNTING FRONT(R,H.)	1	1	ALL		
5	11241-18000	BRACKET-ENGINE MOUNTING FRONT(L,H.)	1	1	ALL		
6	08915-43810	WASHER-PLAIN FIXING INSULATOR TO BRACKET	8	50	ALL		
7	08915-13810	WASHER-LOCK FIXING INSULATOR TO BRACKET	8	50	ALL		
8	08911-23810	NUT FIXING INSULATOR TO BRACKET	8	50	ALL		
9	11321-18000	ASSY-INSULATOR, ENGINE MOUNTING REAR	1	1	ALL EXC. AUTOMATIC		
10	11321-20300	ASSY-INSULATOR, ENGINE MOUNTING REAR	1	1	AUTOMATIC		
11	11322-18000	MEMBER-ENGINE MOUNTING REAR	1	1	ALL EXC. AUTOMATIC		
12	11322-20300	MEMBER-ENGINE MOUNTING REAR	1		AUTOMATIC		
13	08110-61410	BOLT FIXING INSULATOR TO MEMBER	4	50	ALL		
14	08915-13610	WASHER-LOCK FIXING INSULATOR TO MEMBER	4	50	ALL		
15	08911-18610	NUT FIXING INSULATOR TO MEMBER	4	50	ALL		

H9

FIG 19

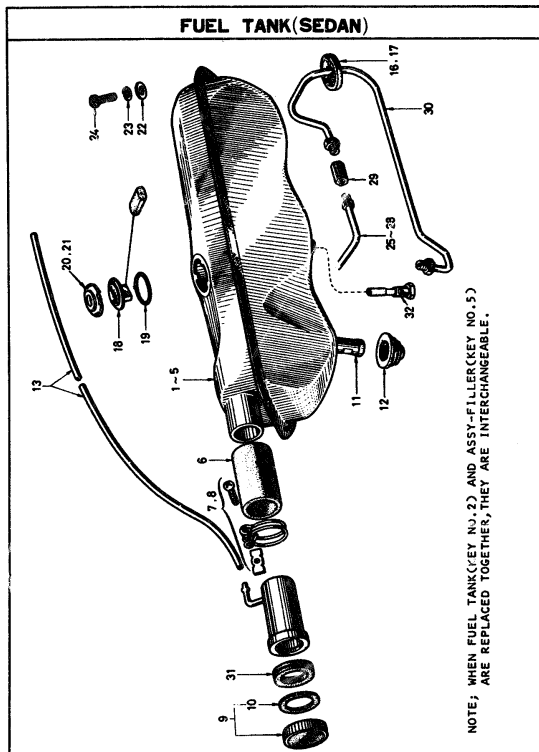
NISSAN MOTOR CO., LTD.

S	KEY NO.	PART NO.	PART NAME	QTY	SALES UNIT	MODEL	ICA
	16	08143-82510	BOLT FIXING MEMBER TO BODY	2	50	ALL	
	17	08915-13810	WASHER-LOCK FIXING MEM BER TO BODY	2	50	ALL	
	18	08915-43810	WASHER-PLAIN FIXING ME MBER TO BODY	2	50	ALL	
	19	11335-18000	BOLT FIXING INSULATOR TO EXTENSION	2	10	ALL EXC AUTOMATIC	
	20	11335-20300	BOLT FIXING INSULATOR TO EXTENSION	2	10	AUTOMATIC	
	21	08915-14010	WASHER-LOCK FIXING INS ULATOR TO EXTENSION	2	50	ALL	
	22	08911-14010	NUT FIXING INSULATOR T O EXTENSION	2	50	ALL	

REVISED: 1969, DECEMBER

19- - 2

Printed in Japan



S	KEY NO.	PART NO.	PART NAME	QTY	SALES UNIT	MODEL	ICA
---	---------	----------	-----------	-----	------------	-------	-----

FUEL TANK (SEDAN)

1	17201-18000	ASSY=TANK, FUEL (39L)	1	1	SEDAN	
2	17201-27700	ASSY=TANK FUEL (39L)	1	1	SEDAN	C
3	17201-H0100	ASSY=TANK FUEL	1	1	OP SEDAN	C
4	17220-18000	ASSY=FILLER, FUEL TANK	1	1	SEDAN	
5	17220-27700	ASSY=FILLER, FUEL TANK	1	1	SEDAN	N
6	17220-00000	HOSE=FILLER TUBE	1	5	SEDAN	
7	00721-19400	CLAMP=HOSE	2	10	SEDAN	
8	00723-15600	CLAMP=HOSE	1	5	SEDAN	Y
9	17251-18000	ASSY=CAP, FILLER	1	10	SEDAN	
10	17264-18000	PACKING=FILLER CAP	1	10	SEDAN	
11	17313-18000	ASSY=TUBE, DRAIN	1	10	SEDAN	
12	17544-10400	GROMMET=RUBBER	1	10	SEDAN	
13	17335-18000	TUBE=BREATHER	1	5	SEDAN	
14	17335-H0100	ASSY=TUBE BREATHER (FROM JULY-69)	1	5	OP SEDAN	N
15	24200-H0100	CLIP	1	10	OP SEDAN	
16	24051-02700	GROMMET	1	1	SEDAN	
17	24250-09943	GROMMET	1	10	SEDAN	Y
18	25000-18000	UNIT=GAUGE, FUEL TANK	1	2	SEDAN	
19	17342-18000	RING=OIL, FUEL GAUGE UNIT	1	10	SEDAN	
20	17343-14800	PLATE=LOCK, FUEL GAUGE UNIT	1	1	SEDAN	
21	17343-14801	PLATE=LOCK FUEL GAUGE UNIT	1	5	SEDAN	Y

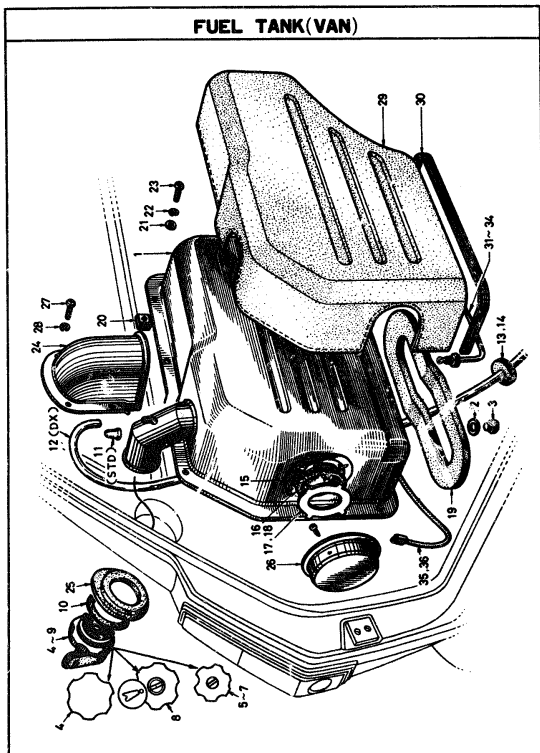
H11
FIG. 20

NISSAN MOTOR CO., LTD.

S	KEY NO.	PART NO.	PART NAME	QTY	SALES UNIT	MODEL	ICA
	22	08915-53610	WASHER-PLAIN FIXING FUEL TANK	4	90	SEDAN	
	23	08915-13610	WASHER-LOCK FIXING FUEL TANK	4	90	SEDAN	
	24	08460-61610	SCREEN FIXING FUEL TANK	4	90	ALL EXC COUPE	
	25	17501-18000	ASSY-TUBE, FUEL TANK TO FUEL STRAINER	1	1	U, BT	
•	26	17501-24900	ASSY-TUBE, FUEL TANK TO FUEL STRAINER	1		BLT	
•	27	17501-24901	ASSY-TUBE FUEL TANK TO FUEL STRAINER	1	1	BLT	Y
	28	17501-24902	ASSY-TUBE FUEL TANK TO FUEL STRAINER	1	1	BLT	Y
	29	17545-73000	CONNECTOR-FUEL TUBE	1	5	SEDAN	
	30	17502-18000	ASSY-TUBE, FUEL TANK TO CONNECTOR	1	5	SEDAN	
	31	17495-25760	GROMMET-FUEL TANK TUBE	1	10	SEDAN	
	32	17313-18000	TUBE-DRAIN	1	10	SEDAN	

M-1082

FUEL TANK(VAN)



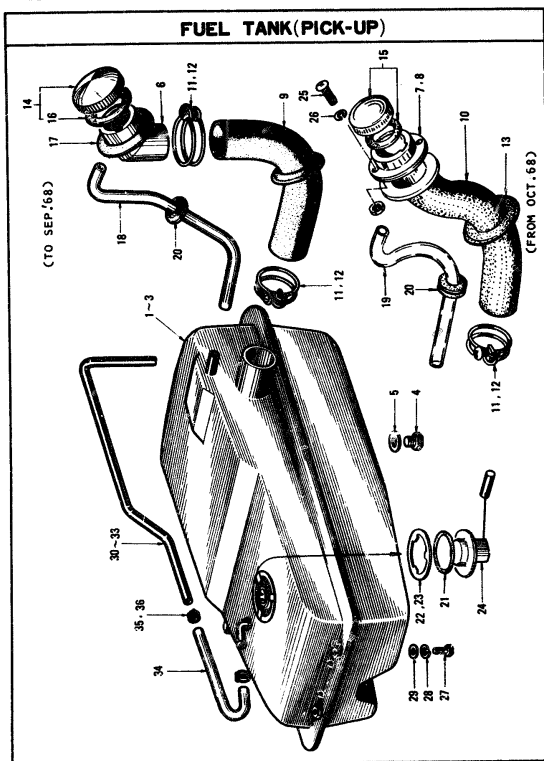
S	KEY NO.	PART NO.	PART NAME	QTY	SALES UNIT	MODEL	ICA
---	---------	----------	-----------	-----	------------	-------	-----

FUEL TANK(VAN)

1	17201-18100	ASSY=TANK,FUEL(30L)	1	1	VAN	
2	16431-50700	WASHER=DRAIN PLUG	1	10	VAN	
3	17315-18100	PLUG=DRAIN	1	10	VAN	
4	17251-30100	ASSY=CAP FILLER FUEL TANK (TO SEP-67)	1	5	VAN(STD)	
5	17251-80700	ASSY=CAP FILLER FUEL TANK (TO SEP-67)	1	5	VAN (STD)	Y
6	17251-80702	ASSY=CAP FILLER FUEL TANK (TO SEP-67)	1	5	VAN(STD)	Y
7	17250-18101	ASSY=CAP FILLER FUEL TANK (TO SEP-67)	1	1	VAN(DX)	
8	17250-18300	ASSY=CAP FILLER FUEL TANK (FROM OCT-67)	1		VAN	N
9	17250-27801	ASSY=CAP (FROM OCT-67)	1	1	VAN	Y
10	17264-30100	GASKET=FILLER CAP	1	10	VAN	
11	17335-18100	CAP=BREATHER TUBE	1	5	VAN(STD)	
12	17335-18300	TUBE=BREATHER	1	5	VAN(DX)	
13	24051-02700	GROMMET	1		VAN	
14	24250-89943	GROMMET	1	10	VAN	Y
15	25080-18100	UNIT=GAUGE,FUEL TANK	1	2	VAN	
16	17342-18000	RING=OO,FUEL GAUGE UN IT	1	10	VAN	
17	17343-14800	PLATE=LOCK,FUEL GAUGE UNIT	1		VAN	
18	17343-14801	PLATE=LOCK FUEL GAUGE UNIT	1	5	VAN	Y
19	17440-18100	PACKING=FUEL TANK	1	5	VAN	

S	KEY NO.	PART NO.	PART NAME	QTY	SALES UNIT	MODEL	ICA
	20	17445-18100	SLAT-FUEL TANK MOUNTING FIXING FUEL TANK	6	10	VAN	
	21	08915-53610	WASHER-PLAIN FIXING FUEL TANK	6	50	VAN	
	22	08915-13610	WASHER-LOCK FIXING FUEL TANK	6	50	VAN	
	23	08410-61610	SCREW FIXING FUEL TANK	6	50	VAN	
	24	76861-18101	COVER-FUEL FILLER NECK	1	1	VAN	
	25	76866-18101	GROMMET	1	5	VAN	
	26	17346-13100	COVER-FUEL GAUGE	1	1	VAN	
	27	08510-30810	SCREW FIXING FILLER NECK COVER	3	50	VAN	
	28	08915-43310	WASHER-PLAIN FIXING FILLER NECK COVER	3	50	VAN	
	29	76975-18100	COVER-FUEL TANK	1	1	VAN	
	30	74965-18101	WELT-REAR FLOOR	1	5	VAN	
	31	17501-18100	ASSY-TUBE, FUEL TANK TO STRAINER	1	1	V, VY	
•	32	17501-24910	ASSY-TUBE, FUEL TANK TO STRAINER	1		VLT	
•	33	17501-24911	ASSY-TUBE FUEL TANK TO STRAINER	1	1	VLT	Y
	34	17501-24912	ASSY-TUBE TANK TO STRAINER	1	1	VLT	Y
	35	24038-18100	ASSY-CABLE, TANK UNIT (TO SEP-68)	1	10	VAN	
	36	24038-110400	ASSY-CABLE, TANK UNIT (FROM OCT-68)	1	1	VAN	N

NO. 1



S	KEY NO.	PART NO.	PART NAME	QTY	SALES UNIT	MODEL	ICA
---	---------	----------	-----------	-----	------------	-------	-----

FUEL TANK(PICK-UP)

•	1	17201-15402	ASSY=TANK,FUEL (31 LITTER) (TO SEP-68)	1	1	PICK-UP	
•	2	17201-00100	ASSY=TANK,FUEL (31 LITTER) (FROM OCT-68)	1	1	PICK-UP	Y
	3	17201-00101	ASSY=TANK FUEL (31 LITTER) (FROM OCT-68)	1	1	PICK-UP	Y
	4	17315-18100	PLUG=DRAIN	1	10	PICK-UP	
	5	16431-90700	WASHER=DRAIN PLUG	1	10	PICK-UP	
	6	17220-15400	ASSY=FILLER,FUEL TANK (TO SEP-68)	1	1	PICK-UP	
•	7	17222-00100	NECK FILLER (FROM OCT-68)	1	5	PICK-UP	
	8	17222-00101	NECK=FILLER	1	5	PICK-UP	Y
	9	17229-15401	HOSE=FILLER TUBE (TO SEP-68)	1	1	PICK-UP	Y
	10	17229-00100	HOSE=FILLER TUBE (FROM OCT-68)	1	5	PICK-UP	Y
•	11	08721-15700	CLAMP=HOSE	2		PICK-UP	
	12	08723-19800	CLAMP=HOSE	2	10	PICK-UP	Y
	13	24250-09962	GROMMET	1	10	PICK-UP	
	14	17251-15400	ASSY=CAP,FILLER,FUEL TANK (TO SEP-68)	1	5	PICK-UP	
	15	17251-00100	ASSY=CAP,FILLER,FUEL TANK (FROM OCT-68)	1	5	PICK-UP	Y
	16	17264-30100	GASKET=FILLER CAP (TO SEP-68)	1	10	PICK-UP	

H15

FIG 21A

NISSAN MOTOR CO., LTD.

S	KEY NO.	PART NO.	PART NAME	QTY	SALES UNIT	MODEL	ICA
	17	17455-25760	GROMMET-FILLER NECK (TO SEP-88)	1	10	PICK-UP	
	18	17232-15400	TUBE-VENTILATION (TO SLP-88)	1		PICK-UP	
	19	17325-00100	TUBE-VENTILATION (FROM OCT-88)	1	5	PICK-UP	N
	20	00951-10600	GROMMET	2	10	PICK-UP	
	21	17342-18000	RING-ROD, FUEL TANK GAUGE UNIT	1	10	PICK-UP	
	22	17343-14800	PLATE-LOCK, FUEL TANK GAUGE UNIT	1		PICK-UP	
	23	17343-14801	PLATE-LOCK, FUEL GAUGE	1	5	PICK-UP	Y
	24	25060-15400	ASSY-UNIT, GAUGE, FUEL TANK	1	1	PICK-UP	
	25	08310-51200	SCREW FIXING FUEL FILLER TUBE	1	25	PICK-UP	
	26	08915-13510	WASHER-LOCK FIXING FUEL FILLER TUBE	1	50	PICK-UP	
	27	08113-81610	BOLT FIXING FUEL TANK	4	50	PICK-UP	
	28	08915-13810	WASHER-LOCK FIXING FUEL TANK	4	50	PICK-UP	
	29	08915-43810	WASHER-PLAIN FIXING FUEL TANK	4	50	PICK-UP	
	30	17501-15401	ASSY-TUBE, FUEL TANK TO FUEL STRAINER	1	1	Y	
	31	17501-00100	ASSY-TUBE FUEL TANK TO FUEL STRAINER	1	1	R DRIVE PICK-UP	N
	32	17501-15500	ASSY-TUBE, FUEL TANK TO FUEL STRAINER	1	1	LY	
	33	17501-00200	ASSY-TUBE FUEL TANK TO FUEL STRAINER	1	1	R DRIVE PICK-UP	N
	34	17540-15401	TUBE-FLEXIBLE	1		PICK-UP	
	35	16439-04101	CLAMP-FLEXIBLE TUBE	2	10	PICK-UP	

21-A- 2

REVISED: DECEMBER, 1970

Printed in Japan

NISSAN MOTOR CO., LTD.

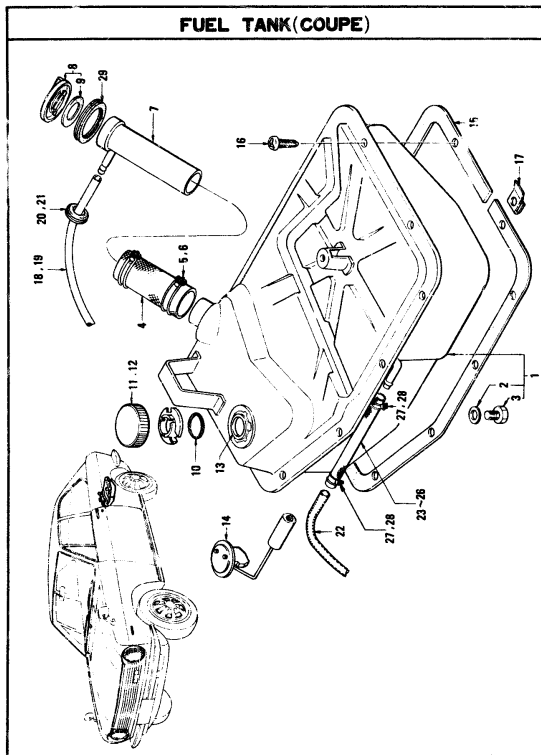
FIG 21A

S	KEY NO.	PART NO.	PART NAME	QTY	SALES UNIT	MODEL	ICA
	36	00723-11500	CLAMP-FLEXIBLE TUBE	2	50	PICK-UP	Y

21-A- 3

REVISED: DECEMBER, 1970

Printed in Japan



S	KEY NO.	PART NO.	PART NAME	QTY	SALES UNIT	MODEL	ICA
---	---------	----------	-----------	-----	------------	-------	-----

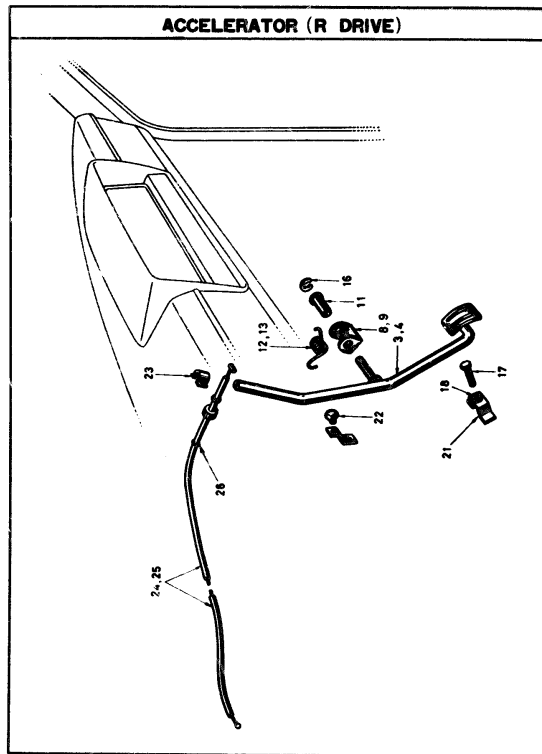
FUEL TANK(COUPÉ)

1	17201-25702	ASSY=TANK FUEL 36L	1	1	COUPÉ	
2	16433-50700	WASHER=DRAIN PLUG	1	10	COUPÉ	
3	17315-18100	PLUG=DRAIN	1	10	COUPÉ	
4	17229-08000	NUT= FILLER	1	5	COUPÉ	
5	08721-15400	CLAMP=HOSE	1	10	COUPÉ	
6	08723-15600	CLAMP=HOSE	1	5	COUPÉ	Y
7	17220-25702	ASSY=FILLER FUEL TANK	1	1	COUPÉ	
8	17251-25700	ASSY=CAP FILLER	1	5	COUPÉ	
9	17264-18000	PACKING=FILLER CAP	1	10	COUPÉ	
10	17342-18000	RING=DR FUEL GAUGE UNIT	1	10	COUPÉ	
11	17343-14800	PLATE=LOCK FUEL GAUGE	1		COUPÉ	
12	17343-14801	PLATE=LOCK FUEL GAUGE	1	5	COUPÉ	Y
13	17346-25700	COVER=FUEL GAUGE	1	1	COUPÉ	
14	25960-25701	UNIT=GAUGE FUEL TANK	1	1	COUPÉ	
15	17440-25700	PACKING=FUEL TANK	1	1	COUPÉ	
16	08930-62010	SCREW	12	50	COUPÉ	
17	17450-73000	NUT=SPRING	12	10	COUPÉ	
18	17335-18300	TUBE=3 FEATHER VINYL (L=1300)	1	5	COUPÉ	
19	17335-18300	TUBE=3 FEATHER VINYL (L=2300)	1	5	COUPÉ	C
20	24091-02700	GROMMET=RUBBER	2		COUPÉ	
21	24255-36700	GROMMET=RUBBER	2	10	COUPÉ	Y

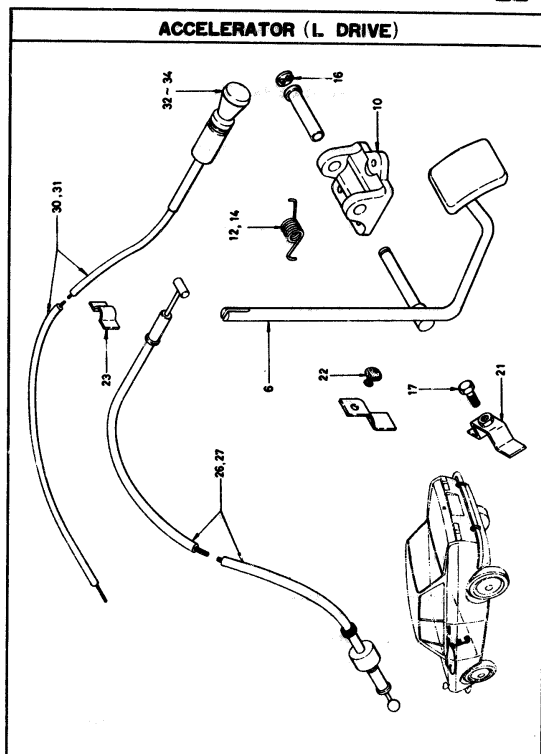
KEY NO.	PART NO.	PART NAME	QTY	SALES UNIT	MODEL	ICA
22	17501-25800	TUBE-FUEL PIPING	1	1	COUPE	
• 23	17519-21000	HOSE-FUEL	1	5	COUPE	
24	17519-21001	HOSE-FUEL	1	5	COUPE	Y
• 25	A7515-111800	HOSE-FUEL	1	1	COUPE	Y
26	08742-20020	FUEL HOSE	1		COUPE	Y
• 27	16439-04101	CLAMP	2	10	COUPE	Y
28	08723-11900	CLAMP	2	50	COUPE	Y
29	17455-25760	ORONNET-FUEL TANK FILLER	1	10	COUPE	

8
1

ACCELERATOR (R DRIVE)



ACCELERATOR (L DRIVE)



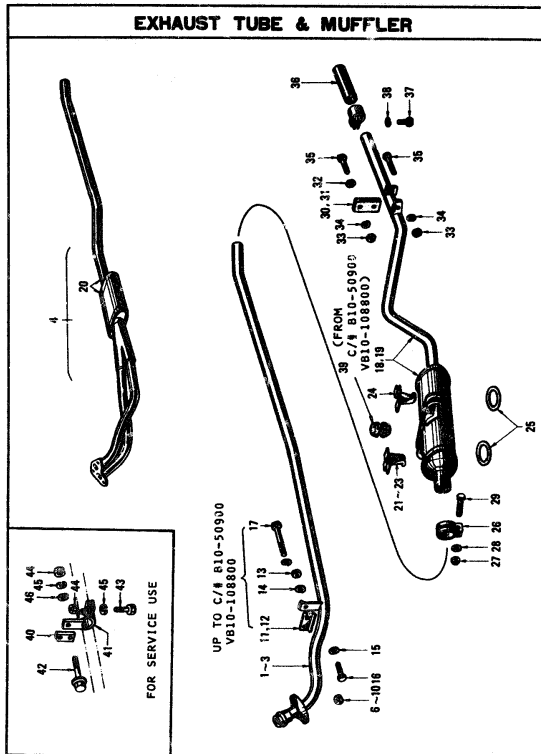
S	KEY NO.	PART NO.	PART NAME	QTY	SALES UNIT	MODEL	ICA
---	---------	----------	-----------	-----	------------	-------	-----

ACCELERATOR

1	10010-27701	COMP-ARM(FROM OCT-67)	1	1	R DRIVE EXC AUTO		
2	10010-27706	COMP-ARM ACCELERATOR PEDAL	1	1	BA BFA		
3	10100-10000	ASSY-PEDAL ACCELERATOR (TO SEP-67)	1	1	R DRIVE		
4	10100-27701	ASSY-ARM(FROM OCT-67)	1	1	R DRIVE EXC AUTO	N	
5	10100-27706	ASSY-ARM	1	1	AUTO		
6	10100-24900	ASSY-PEDAL ACCELERATOR	1	1	L DRIVE		
7	10110-27700	PEDAL-FOOT REST (FROM OCT-67)	1	5	R DRIVE		
8	10020-14000	BRACKET-ACCELERATOR PEDAL (TO SEP-67)	1		R DRIVE		
9	10021-27700	BRACKET-ACCELERATOR PEDAL (FROM OCT-67)	1	5	R DRIVE	N	
10	10021-24900	BRACKET-ACCELERATOR PEDAL	1	5	L DRIVE		
11	10119-14000	BEARING-ACCELERATOR PEDAL	1	1	R DRIVE		
12	10219-10002	SPRING-RETURN (TO SEP-67)	1	5	ALL		
13	10219-27700	SPRING-RETURN (FROM OCT-67)	1	5	R DRIVE	N	
14	10219-24900	SPRING-RETURN	1	5	L DRIVE	Y	
15	10217-27700	BRACKET-RETURN SPRING (FROM OCT-67)(NOT FOR SALE)	1		R DRIVE		
16	10137-10000	RING-SNAP	1	10	ALL	Y	

S	KEY NO.	PART NO.	PART NAME	QTY	SALES UNIT	MODEL	ICA
17	00360-52010	SCREW FIXING LOWER STOPPER(TO SEP-67)	1	50	ALL		
18	00011-10510	NUT FIXING LOWER STOPPER	1	50	ALL		
19	10023-27701	RETAINER-PEDAL BRACKET (FROM OCT-67)	1	5	R DRIVE	N	
20	10056-24900	BOLT-STOPPER (FROM OCT-67)	1	10	L DRIVE	N	
21	10055-27700	BRACKET-STOPPER (FROM OCT-67)	1	5	ALL		
22	10139-14000	BUMPER-ACCELERATOR PEDAL STOPPER	1	10	ALL		
23	10036-10000	SPRING-CLAMP ACCELE ACCELERATORWIRE	1	10	ALL		
24	10200-10001	ASSY-WIRE ACCELERATOR	1	5	R DRIVE		
25	10200-27700	ASSY-WIRE ACCELERATOR	1	10	R DRIVE	N	
26	10200-24900	ASSY-WIRE ACCELERATOR	1	5	L DRIVE		
27	10200-27710	ASSY-WIRE ACCELERATOR	1	5	L DRIVE	N	
28	10211-10001	RING-ACCELERATOR WIRE	1	10	R DRIVE		
29	10410-10000	COMP-WIRE CHOKK CONTROL	1	5	R DRIVE EXC COUPE		
30	10410-25700	COMP-WIRE CHOKK CONTROL	1	2	COUPE		
31	10410-24900	COMP-WIRE CHOKK CONTROL	1	5	L DRIVE		
32	10415-13200	KNOB-CHOKE CONTROL	1	5	ALL		
33	10415-10600	KNOB-CHOKE CONTROL	1	5	ALL	Y	
34	10415-10601	KNOB-CHOKE CONTROL	1	5	ALL	Y	
35	00951-10400	GROMMET-RUBBER	1	50	ALL		

EXHAUST TUBE & MUFFLER



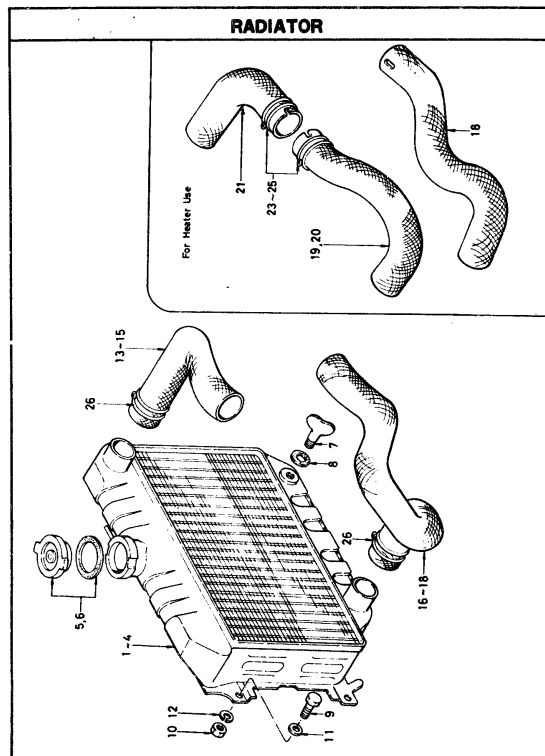
S	KEY NO.	PART NO.	PART NAME	QTY	SALES UNIT	MODEL	ICA
---	---------	----------	-----------	-----	------------	-------	-----

EXHAUST TUBE & MUFFLER

1	20010-15400	ASSY-TUBE, EXHAUST FRONT	1	1	ALL EXC PICK-UP & COUPE	
2	20010-15400	ASSY-TUBE, EXHAUST FRONT	1	1	PICK-UP	
3	20010-20300	ASSY-TUBE, EXHAUST FRONT	1	1	AUTO	
4	20010-25700	ASSY-TUBE, EXHAUST FRONT WITH PRE MUFFLER	1	1	COUPE	
5	20603-25700	GASKET-EXHAUST TUBE	1	10	COUPE	
6	20602-18000	NUT (TO C/S 810-27951, V810-31199)	2	10	R DRIVE	
7	20602-27700	NUT M8X1.25 (FROM C/S 810-27952, V810-31200)	2	10	ALL EXC COUPE	N
8	14011-29900	NUT M8 X 1.25	2		ALL EXC COUPE	Y
9	20602-27700	NUT M8X1.25	3	10	COUPE	
10	14011-29900	NUT M8 X 1.25	3		COUPE	Y
11	20610-18001	BRACKET-EXHAUST (TO C/S 810-30900 V810-108800)	1	1	3 SPEED	
12	20610-20900	BRACKET-EXHAUST (TO C/S 810-30900 V810-108800)	1	1	4 SPEED	
13	08911-13810	NUT (TO C/S 810-30900 V810-108800)	1	50	ALL	
14	08915-13810	WASHER-LOCK (TO C/S 810-30900 V810-108800)	1	50	ALL	
15	08915-43810	WASHER-PLAIN (TO C/S 810-30900 V810-108800)	1	50	ALL	
16	08113-81610	BOLT (TO C/S 810-30900, V810-108800)	1	50	ALL	

S	KEY NO.	PART NO.	PART NAME	QTY	SALES UNIT	MODEL	ICA
17	18120-85510	BOLT TRANSMISSION REAR EXTENSION)	1	25	ALL		
18	20100-18000	ASSY=MUFFLER, WITH REAR TUBE	1	4	ALL EXC PICK-UP & COUPE		
19	29100-19400	ASSY=MUFFLER, WITH REAR TUBE	1	4	PICK-UP		
20	20100-25700	ASSY=MUFFLER, WITH REAR TUBE	1	4	COUPE		
21	20633-18001	BRACKET=MUFFLER MOUNTING (R, H.)	1	1	SEDAN		
22	20633-18101	BRACKET=MUFFLER MOUNTING (R, H.)	1	1	VAN		
23	20633-19400	BRACKET=MUFFLER MTO	1	1	PICK-UP		
24	20634-18001	BRACKET=MUFFLER MOUNTING (L, H.)	1	1	ALL		
25	20630-18000	RING=RUBBER, MUFFLER DAMP	2	5	ALL		
26	20620-18000	CLAMP=TUBE, EXHAUST	1	5	ALL		
27	08911-13810	NUT FIXING TUBE CLAMP	1	50	ALL		
28	08915-13810	WASHER=LOCK FIXING TUBE CLAMP	1	50	ALL		
29	08113-82010	BOLT FIXING TUBE CLAMP	1	50	ALL		
30	20640-18000	STRAP=EXHAUST HANGER	1	5	ALL		
31	42013-0101P	ASSY=STRAP EXHAUST HANGER	2	20	ALL		C
32	20641-18000	WASHER=PLAIN	2	10	ALL		
33	08911-13810	NUT	2	50	ALL		
34	08915-13810	WASHER=LOCK	2	50	ALL		
35	08113-82210	BOLT	2	50	ALL		
36	20200-18000	DIFFUSER=EXHAUST	1	1	DELUXE		

S	KEY NO.	PART NO.	PART NAME	QTY	SALES UNIT	MODEL	ICA
37	08140-61610	BOLT FIXING DIFFUSER	1	50	DELUXE		
38	08915-13810	WASHER=LOCK FIXING DIFFUSER	1	50	DELUXE		
39	20635-18000	STOPPER=RUBBER (FROM C/P#10-50900 VS10-10000)	1	10	ALL		
40	20610-27700	BRACKET=1ST CLAMP	1	1	OP ALL		
41	20611-27700	CLAMP=1ST	1	1	OP ALL		
42	08143-82010	BOLT	1	50	OP ALL		
43	08113-82010	BOLT	1	50	OP ALL		
44	08911-13810	NUT	2	50	OP ALL		
45	08915-13810	WASHER=LOCK	2	50	OP ALL		
46	08915-43810	WASHER=PLAIN	1	50	OP ALL		



S	KEY NO.	PART NO.	PART NAME	QTY	SALES UNIT	MODEL	ICA
---	---------	----------	-----------	-----	------------	-------	-----

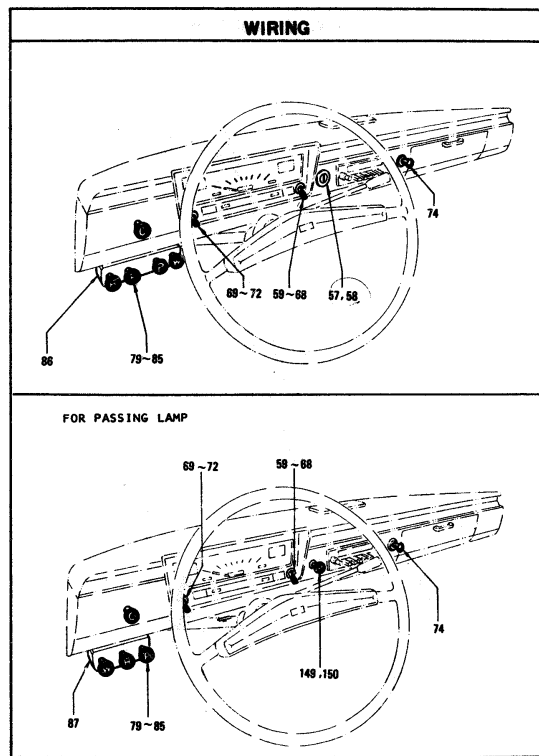
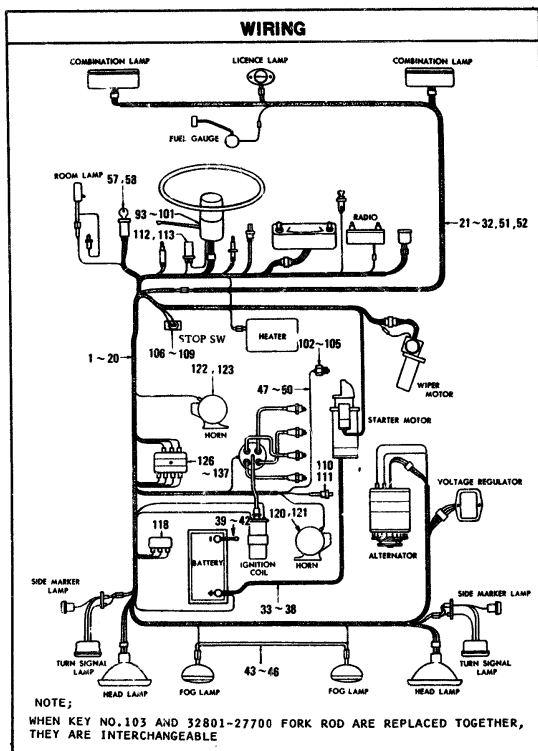
RADIATOR

•	1	21400-10000	ASSY-RADIATOR	1	1	ALL	
	2	21400-H0100	ASSY-RADIATOR	1	1	ALL	Y
•	3	21400-10001	ASSY-RADIATOR (FOR COOLER)	1	1	OP, ALL	
	4	21400-H0101	ASSY-RADIATOR (FOR COOLER)	1	1	OP, ALL	Y
•	5	21401-10600	ASSY-CAP, PRESSURE VALVE	1	1	ALL	
	6	21430-10600	ASSY-CAP PRESSURE VALVE	1	1	ALL	Y
	7	21400-10000	HANDLE-DRAIN COCK	1	5	ALL	
	8	21401-10000	PACKING-DRAIN COCK	1	10	ALL	
	9	00113-01610	BOLT FIXING RADIATOR	4	90	ALL	
	10	00011-13010	NUT FIXING RADIATOR	4	90	ALL	
	11	00015-43010	WASHER-PLAIN FIXING RADIATOR	4	90	ALL	
	12	00015-13010	WASHER-LOCK FIXING RADIATOR	4	90	ALL	
•	13	21501-20000	HOSE-CYLINDER HEAD TO RADIATOR	1	5	ALL	
•	14	21501-27701	HOSE-CYLINDER HEAD TO RADIATOR	1	5	ALL	Y
	15	21501-H0100	HOSE-CYLINDER HEAD TO RADIATOR	1	5	ALL	Y
•	16	21503-20000	HOSE-RADIATOR TO WATER PUMP	1	5	ALL	
	17	21503-H0100	HOSE-RADIATOR TO WATER PUMP	1	5	ALL	Y

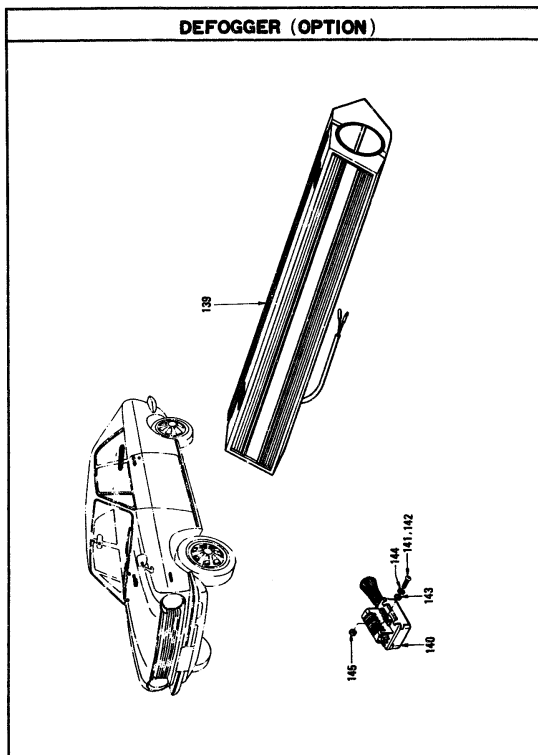
NISSAN MOTOR CO., LTD.

S	KEY NO.	PART NO.	PART NAME	QTY	SALES UNIT	MODEL	ICA
	18	21503-20901	HOSE-RADIATOR TO WATER PUMP(FOR HEATER)	1	5	OP, ALL	
•	19	21503-27701	HOSE-RADIATOR TO WATER PUMP(FOR HEATER)	1	5	OP ALL	
	20	21503-H0101	HOSE-RADIATOR TO WATER PUMP FRONT (FOR HEATER)	1	5	OP ALL	Y
	21	21304-H0100	HOSE-RADIATOR TO WATER PUMP REAR (FOR HEATER)	1	5	OP ALL	
	22	21503-10002	HOSE-RADIATOR TO WATER PUMP(FOR COOLER)	1	5	OP, ALL	
•	23	21505-28000	CLAMP-HOSE(FOR HEATER)	2	5	OP ALL	
•	24	21505-28001	CLAMP-HOSE(HEATER)	2	5	OP ALL	Y
	25	08723-13600	CLAMP-HOSE(HEATER)	2	10	OP ALL	Y
	26	08721-13910	CLAMP-HOSE	4	10	ALL	
•	27	21475-18000	SHROUD-RADIATOR UPPER	1		SEDAN	
	28	21475-18001	SHROUD-RADIATOR UPPER	1	1	ALL	Y
•	29	21476-18000	SHROUD-RADIATOR LOWER	1		SEDAN	
	30	21476-18001	SHROUD-RADIATOR LOWER	1	1	ALL	Y

12-1006



DEFOGGER (OPTION)



W-1003

S	KEY NO.	PART NO.	PART NAME	QTY	SALES UNIT	MODEL	ICA
---	---------	----------	-----------	-----	------------	-------	-----

WIRING

1	2 ⁰ 12-18001	CUMP=CABLE;MAIN HARNES S (TO SEP-'67)	1	1	R DRIVE	
2	2 ⁰ 12-18100	CUMP=CABLE;MAIN HARNES S (TO SEP-'67)	1	1	R DRIVE ST Y D	
3	2 ⁰ 12-27700	CUMP=CABLE;MAIN HARNES S (FROM OCT-'67 TO SEP-'68)	1	1	R DRIVE STD	N
4	2 ⁰ 12-18201	CUMP=CABLE;MAIN HARNES S (TO SEP-'67)	1	1	R DRIVE D X	
5	2 ⁰ 12-27705	CUMP=CABLE;MAIN HARNES S (FROM OCT-'67 TO SEP-'68)	1	1	R DRIVE DX	N
6	2 ⁰ 12-H0400	CUMP=CABLE;MAIN HARNES S (FROM OCT-'68)	1	1	R DRIVE EXC COUPE & ENGLAND	N
7	2 ⁰ 12-G0110	CUMP=CABLE;MAIN HARNES S (FROM APRIL-'70)	1	1	820STU	N
8	2 ⁰ 12-H0502	CUMP=CABLE;MAIN HARNES S (FROM OCT-'68)	1		STANDARD ENGLAND	
9	2 ⁰ 12-H0507	CUMP=CABLE;MAIN HARNES S (FROM OCT-'68)	1		DELUXE ENGLAND	
10	2 ⁰ 12-H0305	CUMP=CABLE;MAIN HARNES S	1	1	COUPE	
11	2 ⁰ 12-24900	CUMP=CABLE;MAIN HARNES S (TO SEP-'67)	1	1	LT & VLT STD	
12	2 ⁰ 12-27720	CUMP=CABLE;MAIN HARNES S (FROM OCT-'67 TO SEP-'68)	1	1	LT & VLT STD	N
13	2 ⁰ 12-24905	CUMP=CABLE;MAIN HARNES S (TO SEP-'67)	1	1	LT & VLT D X	

S	KEY NO.	PART NO.	PART NAME	QTY	SALES UNIT	MODEL	ICA
14	24012-27723	COMP=CABLE,MAIN HARNESS S (FROM OCT-'67 TO SEP- 68)	1	1	LT & VLT DX	N	
15	24012-H0710	COMP=CABLE,MAIN HARNES (FROM OCT-68)	1	1	L DRIVE	N	
16	24012-G0200	COMP=CABLE MAIN HARNESS S(FROM APRIL-'70)	1	1	L020-ST	N	
17	24012-27724	COMP=CABLE MAIN HARNESS S FOR PASSING LAMP (TO SEP-68)	1	1	OP L DRIVE STD		
18	24012-27725	COMP=CABLE MAIN HARNESS S FOR PASSING LAMP (TO SEP-68)	1	1	OP L DRIVE DX		
19	24012-H0712	CABLE MAIN HARNESS FOR PASSING LAMP(FROM OCT -68)	1	1	OP L DRIVE	N	
20	24012-00205	COMP=CABLE MAIN HARNESS S(FROM APRIL-'70)	1	1	OP L020-ST	N	
21	24014-18000	COMP=CABLE,BODY HARNES (TO SEP-68)	1	1	B,BT,BF 8TF		
22	24014-18000	COMP=CABLE BODY HARNES (FROM OCT-68)	1	1	B,BT	Y	
23	24014-24800	COMP=CABLE BODY HARNES (FROM OCT-68)	1	1	BF,BTF	N	
24	24014-29700	COMP=CABLE BODY HARNES	1	1	COUPE		
25	24014-24900	COMP=CABLE,BODY HARNESS S	1	1	BLT		
26	24014-24810	COMP=CABLE BODY HARNESS	1	1	BLTF		
27	24014-18101	COMP=CABLE,BODY HARNES (TO SEP-68)	1	1	V,VY		
28	24014-H0400	COMP=CABLE,BODY HARNES (FROM OCT-68)	1	1	V,VY	N	
29	24014-24910	COMP=CABLE,BODY HARNES (TO SEP-68)	1	1	VLT		

M-1005

S	KEY NO.	PART NO.	PART NAME	QTY	SALES UNIT	MODEL	ICA
30	24014-H0710	COMP=CABLE,BODY HARNESS (FROM OCT-'68)	1	1	VLT	N	
31	24014-15401	COMP=CABLE,BODY HARNESS	1	1	PICK-UP		
32	24014-G0200	COMP=CABLE BODY HARNESS	1	1	PICK-UP	Y	
33	24110-20900	ASSY=CABLE,BATTERY TO STARTER FOR 40AH (TO SEP-68)	1	5	SEDAN		
34	24110-H0500	ASSY=CABLE,BATTERY TO STARTER FOR 40AH (FROM OCT-68)	1	1	PICK-UP	N	
35	24110-H0510	ASSY=CABLE BATTERY TO STARTER FOR 40A (FROM MAY-70)	1	1	PICK-UP	N	
36	24110-H0512	ASSY=CABLE BATTERY TO STARTER FOR 45A	1	1	OP ALL		
37	24110-24900	ASSY=CABLE BATTERY TO STARTER FOR 60AH (TO SEP-68)	1	1	OP SEDAN		
38	24110-H0502	ASSY=CABLE BATTERY TO STARTER FOR 60AH (FROM OCT-68)	1	1	OP,ALL	N	
39	24080-20900	ASSY=CABLE,GROUND TO STARTER FOR 40AH (TO SEP-68)	1	5	SEDAN		
40	24080-20900	ASSY=CABLE,GROUND TO STARTER FOR 40AH (FROM OCT-68)	1	5	ALL	N	
41	24080-24900	ASSY=CABLE,EARTH FOR 60AH BATTERY (TO SEP-68)	1	1	OP SEDAN		
42	24080-24900	ASSY=CABLE,EARTH FOR 60AH BATTERY (FROM OCT-68)	1	1	OP ALL	N	
43	24100-18000	ASSY=CABLE,FOG LAMP (TO SEP-68)	1	1	OP R DRIVE EXC COUPE		

S	KEY NO.	PART NO.	PART NAME	QTY	SALES UNIT	MODEL	ICA
	44	24100-H0100	ASSY=CABLE, FOG LAMP (FROM OCT-68)	1	1	OP R DRIVE EXC COUPE	N
	45	24100-24900	ASSY=CABLE FOG LAMP (TO SEP-68)	1		OP, L DRIVE	
	46	24100-H0310	ASSY=CABLE, FOG LAMP (FROM OCT-68)	1	1	OP L DRIVE	N
	47	24149-18000	ASSY=CABLE, REVERSE LAMP SW, A (TO SEP-68)	1	10	B, V (DX)	
	48	24149-26300	ASSY=CABLE, REVERSE LAMP SW, A (FROM OCT-68)	1	10	B, V (DX)	Y
	49	24149-H0110	ASSY=CABLE INHIBITOR SWITCH	1	10	BA BAF	
	50	24150-18000	ASSY=CABLE, REVERSE LAMP SW, B	1	10	B, V (DX)	
	51	24015-15401	COMP, CABLE, TAIL HARNES (TO SEP-68)	1	1	PICK-UP	
	52	24015-00100	COMP, CABLE, TAIL HARNES (FROM OCT-68)	1	1	PICK-UP	Y
	53	08310-31010	SCREW FIXING EARTH BODY	1	30	ALL	
	54	08310-31012	SCREW=FIXING EARTH BODY	1	30	ALL	Y
	55	08915-43410	WASHER=PLAIN FIXING EARTH BODY	1	30	ALL	
	56	08915-13410	WASHER=LOCK FIXING EARTH BODY	1	30	ALL	
	57	25150-00001	COMP=SWITCH, IGNITION STARTER	1	1	ALL EXC COUPE	
	58	25150-25700	COMP=SWITCH, IGNITION STARTER	1	1	COUPE	
	59	25160-18010	ASSY=SWITCH, LIGHTING	1	1	R DRIVE EXC COUPE	
	60	25160-C0100	ASSY=SWITCH LIGHTING (FROM APRIL-70)	1	1	R DRIVE PICK-UP	N

S	KEY NO.	PART NO.	PART NAME	QTY	SALES UNIT	MODEL	ICA
	61	25160-C0101	ASSY=SWITCH LIGHTING WITH FOG LAMP SWITCH	1	1	OP R DRIVE PICK-UP (FROM APRIL-70)	N
	62	25160-25700	ASSY=SWITCH LIGHTING	1		COUPE	
	63	25160-25701	ASSY=SWITCH LIGHTING (TO SEP-68)	1	1	COUPE	Y
	64	25160-H0301	ASSY=SWITCH LIGHTING (FROM OCT-68)	1	1	COUPE	N
	65	25160-18000	ASSY=SWITCH, LIGHTING	1	1	L DRIVE	
	66	25160-18001	ASSY=SWITCH LIGHTING	1	1	L DRIVE	Y
	67	25160-60200	ASSY=SWITCH LIGHTING (FROM APRIL-70)	1	1	L DRIVE PICK-UP	N
	68	25165-12900	KNOB=LIGHTING SWITCH (TANGLAR) (NOT FOR SALE)	1		ALL	
	69	25260-18000	ASSY=SWITCH, WIPER (SINGLE SPEED)	1	1	STANDARD	
	70	25260-18001	ASSY=SWITCH WIPER (SINGLE SPEED)	1	1	STANDARD	Y
	71	25260-18200	ASSY=SWITCH, WIPER (TWO SPEED)	1	1	DELUXE	
	72	25260-18201	ASSY=SWITCH WIPER (TWO SPEED)	1	1	DELUXE	Y
	73	82260-H0100	KIT=SWITCH INTERMITTENT WIPER	1	1	OP ALL EXC COUPE	
	74	25330-18000	ASSY=LIGHTER, CIGARETTE	1	1	DELUXE (OP, STANDARD) COUPE	
	75	85330-18001	ELEMENT=CIGARETTE LIGHTER WITH KNOB	1		DELUXE (OP STANDARD)	
	76	85330-18002	ELEMENT=CIGARETTE LIGHTER WITH KNOB	1	1	DELUXE (OP STANDARD)	N
	77	25335-10600	ASSY=KNOB	1	5	DELUXE (OP, STANDARD)	

S	KEY NO.	PART NO.	PART NAME	QTY	SALES UNIT	MODEL	ICA
	78	25330-10600	W OOH ASSY	1	1	DELUXE	Y
•	79	25370-18000	COMP.=SWITCH,FOG LAMP WITH BRACKET	1	1	OP R DRIVE EXC COUPE	
•	80	25370-18001	COMP=SWITCH,FOG LAMP WITH BRACKET	1	1	OP R DRIVE EXC COUPE	Y
•	81	25370-24900	COMP.=SWITCH,FOG LAMP WITH BRACKET	1	1	OP, L DRIVE	
•	82	25370-24901	COMP=SWITCH,FOG LAMP WITH BRACKET	1	1	OP ALL EXC COUPE	Y
	83	25370-40100	COMP=SWITCH,FOG LAMP WITH BRACKET	1	1	OP ALL EXC COUPE	Y
•	84	25165-71202	ASSY=K-OH,FOG LAMP SWITCH	1	5	OP ALL EXC COUPE	
	85	25165-18000	ASSY=K-OH FOG LAMP SWITCH	1	1	OP ALL EXC COUPE	Y
	86	27436-71201	BRACKET=FOG LAMP SWITCH (TO SEP=67)	1	10	OP ALL EXC COUPE	
	87	25377-27700	BRACKET=FOG LAMP SWITCH (FROM OCT=67)	1	5	OP ALL EXC COUPE	N
•	88	08310-51010	SCREW FIXING FOG LAMP BRACKET	2	50	OP ALL EXC COUPE	
	89	08310-51012	SCREW=FIXING FOG LAMP BRACKET	2	50	OP ALL EXC COUPE	Y
	90	08915-43510	WASHER=PLAIN FIXING FOG LAMP BRACKET	2	50	OP ALL EXC COUPE	
	91	08915-13510	WASHER=LOCK FIXING FOG LAMP BRACKET	2	50	OP ALL EXC COUPE	
	92	08911-10510	NUT FIXING FOG LAMP BRACKET	2	50	OP,ALL	
•	93	25540-18000	COMP=SWITCH,TURN SIGNAL & DIMMER	1	1	R DRIVE EXC COUPE	
•	94	25540-27700	COMP=SWITCH TURN SIGNAL & DIMMER	1	1	R DRIVE EXC COUPE	Y

S	KEY NO.	PART NO.	PART NAME	QTY	SALES UNIT	MODEL	ICA
•	95	25540-27702	COMP=SWITCH,TURN SIGNAL L & DIMMER	1	1	R DRIVE EXC COUPE	Y
	96	25540-H0100	COMP=SWITCH,TURN SIGNAL & DIMMER (FROM OCT=68)	1	1	R DRIVE EXC COUPE	Y
	97	25540-H0110	COMP=SWITCH,TURN SIGNAL & DIMMER	1	1	COUPE	
•	98	25540-24900	COMP=SWITCH,TURN SIGNAL L & DIMMER	1	1	L DRIVE	
•	99	25540-27701	COMP=SWITCH,TURN SIGNAL L & DIMMER	1	1	L DRIVE	Y
•	100	25540-27703	COMP=SWITCH,TURN SIGNAL & DIMMER	1	1	L DRIVE	Y
	101	25540-H0300	COMP=SWITCH,TURN SIGNAL & DIMMER (FROM OCT=68)	1	1	L DRIVE	Y
	102	25310-89900	ASSY=SWITCH,REVERSE LAMP (TO SEP=67)	1	1	3 SPEED	
	103	37005-21000	ASSY=SWITCH,REVERSE LAMP (FROM OCT=67)	1	1	3 SPEED	C
•	104	37005-24900	ASSY=SWITCH,REVERSE LA MP	1	1	4 SPEED	
	105	37005-21100	ASSY=SWITCH,REVERSE LA MP	1	1	4 SPEED	Y
•	106	25320-02700	ASSY=SWITCH,STOP LAMP	1	10	ALL	
•	107	25320-89900	ASSY=SWITCH,STOP LAMP	1	10	ALL	Y
	108	25320-89901	ASSY=SWITCH,STOP LAMP	1	10	ALL	Y
•	109	25320-H0101	ASSY=SWITCH,STOP LAMP (FROM APRIL=70)	1	1	820 ALL	N
•	110	25240-89900	ASSY=SWITCH,OIL PRESSU RE	1	1	ALL	
	111	25240-89902	ASSY=SWITCH,OIL PRESSU RE	1	10	ALL	Y
•	112	25368-73001	ASSY=SWITCH,DOOR	1	1	DELUXE	

NISSAN MOTOR CO., LTD.

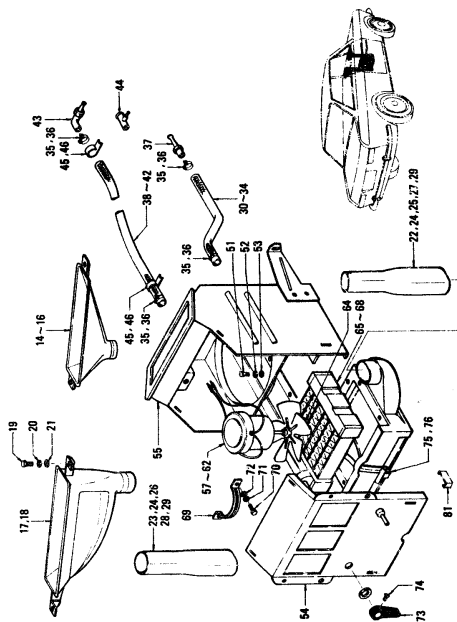
S	KEY NO.	PART NO.	PART NAME	QTY	SALES UNIT	MODEL	ICA
	113	25360-89900	ASSY=SWITCH DOOR	1	5	DELUXE	Y
	114	2520-13200	ASSY=UNIT, FLASHER 12V	1	5	ALL (EXC. AUSTRALIA)	Y
	115	25520-89900	ASSY=UNIT, FLASHER 12V	1	5	ALL (EXC. AUSTRALIA)	Y
	116	25520-89900	ASSY=UNIT, FLASHER 12V (AUS) (HLC)	1	5	AUSTRALIA	Y
•	117	08510-51010	SCREW=TAPPING	1	50	ALL	
	118	26320-14800	ASSY=RELAY, HORN 12V	1	2	ALL	
	119	08510-61010	SCREW=TAPPING	1	50	ALL	
	120	26310-27700	ASSY=HORN, ELECTRIC (HIV AND TO) HIGH	1	1	ALL EXC COUPE	
	121	26310-25700	ASSY=HORN, ELECTRIC (HIV AND TO) HIGH	1	1	COUPE	
	122	26330-27700	ASSY=HORN, ELECTRIC (HIV AND TO) LOW	1	1	DELUXE (OP, STANDARD)	
	123	26330-25700	ASSY=HORN, ELECTRIC (HIV AND TO) LOW	1	1	COUPE	
	124	08915-13810	WASHER=LOCK	2	50	STANDARD	
	125	08915-13810	WASHER=LOCK	4	50	DELUXE	
•	126	25410-18001	ASSY=BLOCK, FUSE	1	1	ALL EXC ENGLAND	
	127	25410-18002	ASSY=BLOCK, FUSE	1	1	ALL EXC COUPE	Y
•	128	25410-00100	ASSY=BLOCK, FUSE (FROM APRIL-70)	1	1	R DRIVE PICK-UP	
	129	25410-00200	ASSY=BLOCK, FUSE (FROM APRIL-70)	1	1	L DRIVE PICK-UP	Y
	130	25410-00100	ASSY=BLOCK, FUSE	1	1	COUPE	
•	131	25415-18001	COVER=FUSE BLOCK	1	5	ALL EXC ENGLAND	

M-1001

NISSAN MOTOR CO., LTD.

S	KEY NO.	PART NO.	PART NAME	QTY	SALES UNIT	MODEL	ICA
	132	85415-18002	COVER=FUSE BLOCK	1	5	ALL EXC ENGLAND	Y
	133	85415-00100	COVER=FUSE BLOCK	1	1	ENGLAND	
•	134	25461-89900	FUSE 10A	1	100	ALL	
	135	25461-89901	FUSE 10A	1	100	ALL	Y
•	136	25462-89900	FUSE 20A	3	100	ALL	
	137	25462-89901	FUSE 20A	3	10	ALL	Y
	138	08310-51662	SCREW	2	50	ALL	
	139	27250-00100	KIT=DEFOGGER REAR WINDOW	1	1	OP SEDAN	
	140	27252-00100	SWITCH=DEFOGGER REAR WINDOW	1	1	OP SEDAN	
•	141	08310-51010	SCREW	2	50	OP SEDAN	
	142	08310-51012	SCREW	2	50	OP SEDAN	Y
	143	08915-43510	WASHER=PLAIN	2	50	OP SEDAN	
	144	08915-13510	WASHER=SPRING	2	50	OP SEDAN	
	145	08911-10510	NUT	2	50	OP SEDAN	
	146	25100-27720	BOARD=SWITCHES FOR STEERING LOCK	1	1	OP L DRIVE	
	147	25111-27720	BRACKET="A" PASSING LAMP SW	1	10	OP L DRIVE	
	148	25112-27720	BRACKET="B" PASSING LAMP SW	1	10	OP L DRIVE	
•	149	25280-27700	SWITCH=PASSING LAMP	1	1	OP L DRIVE	
	150	25280-40101	SWITCH=PASSING LAMP	1	1	OP L DRIVE	Y
	151	25390-20300	ASSY=SWITCH KICK DOWN	1	1	BA BAF	

ROOM HEATER (OPTION)



S	KEY NO.	PART NO.	PART NAME	QTY	SALES UNIT	MODEL	ICA
---	---------	----------	-----------	-----	------------	-------	-----

ROOM HEATER(OPTION)

• 1	27010-20301	KIT-HEATER ROOM (TO SEP-'67)	1	OP R DRIVE	
• 2	27010-20302	KIT-HEATER ROOM (TO SEP-'67)	1	1 OP R DRIVE Y	
• 3	27010-27700	KIT-HEATER ROOM (PROPELLER) (NOT ADOPT ED)	1	OP R DRIVE N EXC PICK-UP	
4	27010-27702	KIT-HEATER ROOM (SIROCCO)(FROM OCT-'67)	1	1 OP R DRIVE Y EXC PICK-UP	
5	27010-27703	KIT-HEATER ROOM (SIROCCO) FOR COLD AREA	1	1 OP R DRIVE EXC PICK-UP	
6	27010-00100	KIT-HEATER ROOM	1	1 OP PICK-UP R DRIVE	
• 7	27010-24901	KIT-HEATER, ROOM	1	OP L DRIVE	
• 8	27010-24902	KIT-HEATER, ROOM	1	1 OP L DRIVE N	
• 9	27010-24903	KIT-HEATER(FROM C/8810 -71661, V810-67621 TO S EP-'67)	1	1 OP L DRIVE N	
• 10	27010-27800	KIT-HEATER ROOM (PROPELLER) (NOT ADOPT ED)	1	1 OP L DRIVE Y	
11	27010-27803	KIT-HEATER ROOM (SIROCCO)(FROM OCT-'67)	1	1 OP L DRIVE Y EXC PICK-UP	
12	27010-27804	KIT-HEATER ROOM (SIROCCO) FOR COLD AREA	1	1 OP L DRIVE Y EXC PICK-UP P	
13	27010-G0200	KIT-HEATER ROOM	1	OP PICK-UP L DRIVE	

S	KEY NO.	PART NO.	PART NAME	QTY	SALES UNIT	MODEL	ICA
	14	27171-18001	NOZZLE-DEFROSTER RH (TO SEP-67)	1	1	OP ALL	
•	15	27171-27700	NOZZLE-DEFROSTER RH (FROM OCT-67)	1	1	OP ALL	N
	16	27171-27701	NOZZLE-DEFROSTER RH (FROM OCT-67)	1	1	OP ALL EXC COUPE	Y
	17	27172-18003	NOZZLE-DEFROSTER LH	1	1	OP ALL	
	18	27172-27700	NOZZLE-DEFROSTER LH (FROM OCT-67)	1	1	OP ALL EXC COUPE	N
	19	08410-52010	SCREEN M6X20 NOZZLES	4	50	OP ALL	
	20	08915-13510	WASHER-SPRING M5 FIXING NOZZLES	4	50	OP ALL	
	21	08915-43510	WASHER-PLAIN M5 FIXING NOZZLES	4	50	OP ALL	
	22	27161-18001	HOSE-DEFROSTER R.H.	1	1	OP R DRIVE EXC PICK-UP	
	23	27162-18001	HOSE-DEFROSTER L.H.	1	1	OP R DRIVE EXC PICK-UP	
	24	27161-18001	HOSE-DEFROSTER (TO C/S 010-71600, VB10-67020)	2	1	OP L DRIVE EXC PICK-UP	
	25	27162-18001	HOSE-DEFROSTER RH (FROM C/S 010-71601, VB10-67021)	1	1	OP L DRIVE EXC PICK-UP	N
	26	27161-18001	HOSE-DEFROSTER LH (FROM C/S 010-71601, VB10-67021)	1	1	OP L DRIVE EXC PICK-UP	N
	27	27161-27700	HOSE-DEFROSTER RH (FROM OCT-67)	1	1	OP SEDAN EXC PICK-UP	N
	28	27162-27700	HOSE-DEFROSTER LH (FROM OCT-67)	1	1	OP SEDAN EXC PICK-UP	N
	29	27161-00100	HOSE-DEFROSTER	2	1	OP PICK-UP	

10-1003

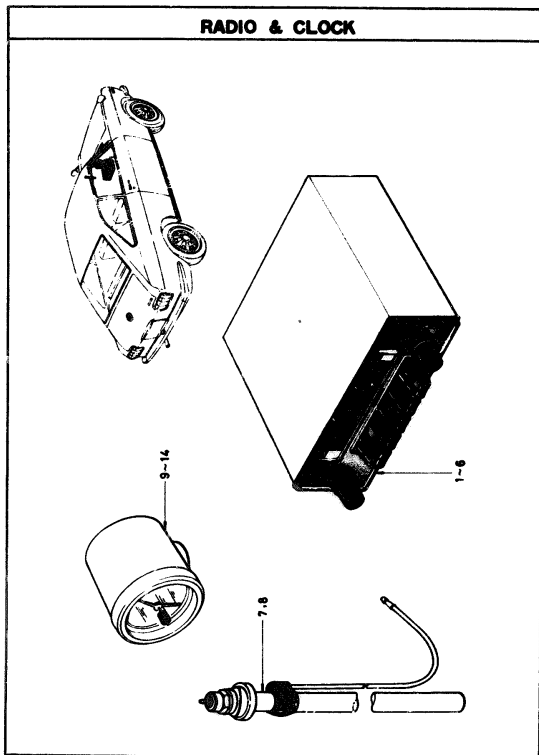
S	KEY NO.	PART NO.	PART NAME	QTY	SALES UNIT	MODEL	ICA
•	30	27020-20300	HOSE-WATER, SHORT	1	1	OP ALL EXC PICK-UP	
	31	27020-20300	HOSE-WATER SHORT (PROPELLER) (FROM OCT-67)	1	5	OP ALL EXC PICK-UP	Y
	32	27020-H0100	HOSE-WATER SHORT (SIRCOGO) (FROM OCT-67)	1	5	OP ALL EXC PICK-UP	N
	33	27020-00100	HOSE-WATER SHORT	1	5	OP PICK-UP	
	34	27020-00101	HOSE-WATER SHORT	1	1	OP PICK-UP	N
	35	27046-18000	CLAMP-HOSE	4	10	OP ALL	
	36	08725-12000	CLAMP-HOSE	4	10	OP ALL	Y
	37	27075-13000	CONNECTOR-HOSE, SHORT	1	1	OP ALL	
•	38	27022-18007	HOSE-WATER, LONG	1	1	OP ALL	
	39	27022-18004	HOSE-WATER, LONG (FROM OCT-67)	1	5	OP ALL	Y
	40	27022-27702	HOSE-WATER LONG	1	2	OP ALL	N
•	41	27022-27701	HOSE-WATER LONG	1	1	OP ALL	
	42	27023-H0100	HOSE-WATER LONG	1	5	OP ALL	Y
	43	27075-01300	CONNECTOR-HOSE, LONG	1	2	OP ALL	
	44	27075-27700	CONNECTOR-HOSE, LONG	1	5	OP ALL	Y
	45	27040-18002	CLIP-HOSE (TO SEP-67)	2	5	OP ALL	
	46	27040-18003	CLIP-HOSE (FROM OCT-67)	2	5	OP ALL	Y
	47	27022-00100	HOSE-WATER	1	1	OP PICK-UP	
	48	27023-00100	HOSE-WATER 600MM	1	5	OP PICK-UP	
	49	27024-00100	TUBE-CONNECTER 800MM	1	5	OP PICK-UP	
•	50	08310-62010	SCREEN M6 X 20	7	50	OP ALL	
	51	08310-62012	SCREEN M6X20	7	1	OP ALL	Y
	52	08915-13610	WASHER-SPRING M6	7	50	OP ALL	

KEY NO.	PART NO.	PART NAME	QTY	SALES UNIT	MODEL	ICA
53	00915-43610	WASHER-PLAIN H6	4	90	OP ALL	
54	X7391-30210	PANEL-HEATER BOX	1		OP ALL	
55	X7391-30220	PANEL-HEATER BOX, REAR	1		OP ALL	
56	X7390-30230	BOX-AIR CONTROL	1		OP ALL	
57	X6651-30351	ASSY-MOTOR (TO SEP-67)	1		OP ALL	
58	X7391-30350	ASSY-MOTOR (PROPELLER) (TO SEP-67)	1		OP ALL	N
59	27012-27700	ASSY-MOTOR (PROPELLER) (NOT ADOPTED)	1	1	OP ALL EXC N PICK-UP	
60	27012-27702	ASSY-MOTOR (SIROCCO) (FROM OCT-67)	1	1	OP ALL EXC N PICK-UP	
61	27012-27701	ASSY-MOTOR (SIROCCO) FOR COLD AREA	1	1	OP ALL	
62	27012-00100	MOTOR-ROOM HEATER	1	1	OP PICK-UP	
63	07010-11405	BRUSH	2	1	OP ALL	
64	X6651-30352	ASSY-FAN	1		OP ALL	
65	X7391-30100	CORE-HEATER (TO SEP-67)	1		OP ALL	
66	27013-27702	ASSY-CORE, HEATER (FROM OCT-67)	1	1	OP ALL EXC N PICK-UP	
67	27013-27701	ASSY-CORE HEATER FOR COLD AREA	1	1	OP ALL EXC PICK-UP	
68	27013-00100	CORE-ROOM HEATER	1	1	OP PICK-UP	
69	X6650-31356	SHACKET-MOTOR	1		OP ALL	
70	00310-31610	SCREW M5 X 16	2	90	OP ALL	
71	00915-13810	WASHER-SPRING M5	2	90	OP ALL	
72	00915-43510	WASHER-PLAIN	2	90	OP ALL	
73	X5901-32635	KNOB-HEATER CONTROL	1		OP ALL	
74	X0N31-66001	SCREW M3X8 (M3-16600-1)	1		OP ALL	

14-1057

KEY NO.	PART NO.	PART NAME	QTY	SALES UNIT	MODEL	ICA
75	27012-20300	KNOB-AIR CONTROL (TO SEP-66)	1		OP ALL	
76	X7392-30722	KNOB-AIR CONTROL (7392-30722) (FROM OCT-66)	1		OP ALL	N
77	X6840-31724	SCREW 2,6X8 (6840-31724) (TO SEP-66)	1		OP ALL	
78	00320-30610	SCREW (FROM OCT-66)	2	90	OP ALL	N
79	27013-20300	SPRING-AIR CONTROL KNOB (TO SEP-66)	1		OP ALL	
80	X7390-30255	SPRING-AIR CONTROL KNOB (7390-30255) (FROM OCT-66)	2		OP ALL	N
81	X7040-31275	CLIP-HEATER BOX	6		OP ALL	
82	25160-18000	COMP-SWITCH, HEATER (TANGLAR)	1	1	OP R DRIVE	
83	25160-18001	COMP-SWITCH, HEATER (TANGLAR)	1	1	OP R DRIVE	Y
84	27095-24900	COMP-SWITCH, HEATER (TANGLAR)	1		OP L DRIVE	
85	27095-24901	COMP-SWITCH, HEATER (TANGLAR)	1	1	OP L DRIVE	N
86	25165-12900	KNOB-HEATER SWITCH (TANGLAR) (NOT FOR SALE)	1		OP ALL	
87	25345-13200	KNOB-HEATER SWITCH	1	10	OP L DRIVE	
88	27015-20310	OUTLET-AIR, HEATER (FROM OCT-67)	1	1	OP ALL	

RADIO & CLOCK



KEY NO.	PART NO.	PART NAME	QTY	SALES UNIT	MODEL	ICA
---------	----------	-----------	-----	------------	-------	-----

RADIO & CLOCK

	1	27310-18000	KIT-RADIO (CLARION)	1	1 DELUXE (OP STD)	
•	2	27900-27701	KIT-RADIO (CLARION) (FROM OCT-67)	1	1 DELUXE (OP STD)	N
	3	27900-27703	KIT-RADIO (CLARION) (FROM OCT-67)	1	1 DELUXE (OP STD)	Y
•	4	27900-H0101	KIT-RADIO (HITACHI)	1	1 DELUXE (OP STD)	
	5	27900-H0102	KIT-RADIO	1	1 ALL EXC COUPE	Y
	6	27900-H0300	KIT-RADIO (CLARION)	1	1 COUPE	
•	7	27942-49900	SET-ANTENNA WITH KEY (ANTI-GLARE)	1	1 OP ALL	
	8	27942-H0100	SET-ANTENNA WITH KEY (ANTI-GLARE)	1	1 OP ALL	Y
•	9	27380-18006	ASSY-CLOCK (CITIZEN) (TO SEP-67)	1	1 DELUXE (OP STD)	
•	10	27380-27700	ASSY-CLOCK (CITIZEN) (FROM OCT-67)	1	1 DELUXE (OP STD)	Y
	11	27380-H0100	ASSY-CLOCK (CITIZEN)	1	1 DELUXE (OP STD)	Y
•	12	27380-18011	ASSY-CLOCK (YAZAKI) (TO SEP-67)	1	1 DELUXE (OP STD)	
•	13	27380-27710	ASSY-CLOCK (YAZAKI) (FROM OCT-67)	1	1 DELUXE	Y
•	14	27380-27711	ASSY-CLOCK (YAZAKI) (FROM OCT-67)	1	1 DELUXE	Y
•	15	27600-18025	KIT-COOLER ROOM DASH	1	1 OP ALL	
	16	27600-27702	KIT-COOLER ROOM DASH (TO SEP-68)	1	1 OP ALL EXC COUPE	Y

J2
FIG 25

NISSAN MOTOR CO., LTD.

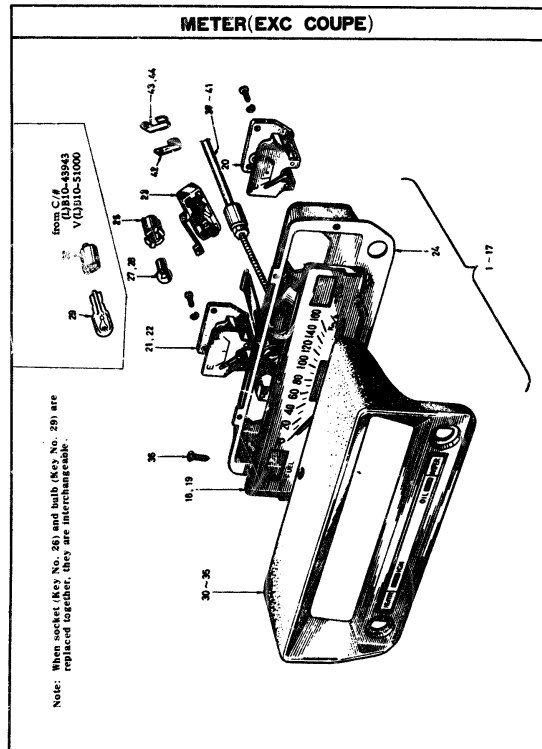
KEY NO.	PART NO.	PART NAME	QTY	SALES UNIT	MODEL	ICA
17	27600-H0100	KIT-COOLER ROOM DASH (FROM OCT-68)	1		OF ALL EXC N COUPE	

4-1132

REVISED: MARCH, 1970

25-80- 2

Printed in Japan



S	KEY NO.	PART NO.	PART NAME	QTY	SALES UNIT	MODEL	ICA
---	---------	----------	-----------	-----	------------	-------	-----

METER(EXC COUPE)

1	24820-20905	COMBINED-INSTRUMENT(16 OX/KM/H)(TO SEP-'67)	1	R DRIVE(ST D)(KM AREA)	
2	24820-20915	COMBINED-INSTRUMENT(16 OX/KM/H)(TO SEP-'67)FOR HEATER	1	R DRIVE(DX)(KM AREA)	
3	24820-27705	COMBINED-INSTRUMENT(16 OX/KM/H)(FROM OCT-'67)	1	R DRIVE EXC T & COUPE (KM AREA)	N
4	24820-H0500	COMBINED-INSTRUMENT (100MIL/H)	1	ENGLAND	
5	24820-24900	COMBINED-INSTRUMENT(16 OX/KM/H)(TO SEP-'67)	1	L DRIVE(ST D)(KM AREA)	
6	24820-24910	COMBINED-INSTRUMENT(16 OX/KM/H)(TO SEP-'67)FOR HEATER	1	L DRIVE(DX)(KM AREA)	
7	24820-27715	COMBINED-INSTRUMENT(16 OX/KM/H)(FROM OCT-'67)	1	L DRIVE EXC LT (KM AREA)	N
8	24820-20900	COMBINED-INSTRUMENT(10 OX/MILE/H)(TO SEP-'67)	1	R DRIVE(ST D)(MILE AREA)	
9	24820-20910	COMBINED-INSTRUMENT(10 OX/MILE/H)(TO SEP-'67)FOR HEATER	1	R DRIVE(DX)(MILE AREA)	
10	24820-27710	COMBINED-INSTRUMENT(10 OX/MILE/H)(FROM OCT-'67)	1	R DRIVE EXC T & COUPE (MILE AREA)	N
11	24820-24905	COMBINED-INSTRUMENT(10 OX/MILE/H)(TO SEP-'67)	1	L DRIVE(ST D)(MILE AREA)	

S KEY NO.	PART NO.	PART NAME	QTY	SALES UNIT	MODEL	ICA
12	24820-24915	COMBINED-INSTRUMENT(100 MILE/H)(TO SEP-67)FOR HEATERN	1	1	L DRIVE(DX)(MILE AREA)	
13	24820-27720	COMBINED-INSTRUMENT(100 MILE/H)(FROM OCT-67)	1	1	L DRIVE EXC LT (MILE AREA)	N
14	24820-20915	COMBINED-INSTRUMENT (100 KM/H)	1	1	T (KM AREA)	
15	24820-24910	COMBINED-INSTRUMENT (100 KM/H)	1	1	LT (KM AREA)	
16	24820-20910	COMBINED-INSTRUMENT (100 MILE/H)	1	1	T (MILE AREA)	
17	24820-24915	COMBINED-INSTRUMENT (100 MILE/H)	1	1	LT (MILE AREA)	
18	24850-24930	UNIT-SPEEDOMETER(100KM/H)	1	1	ALL EXC COUPE (KM AREA)	
19	24850-20900	UNIT-SPEEDOMETER(100MILE/H)	1	1	ALL EXC COUPE (MILE AREA)	
20	24860-10000	GAUGE-WATER TEMPERATURE	1	1	ALL EXC COUPE	
21	24860-10000	GAUGE-FUEL TANK	1	1	ALL EXC COUPE	
22	24860-00700	GAUGE-FUEL TANK	1	1	ALL EXC COUPE	Y
23	25020-13200	ASSY-REGULATOR	1	5	ALL EXC COUPE	
24	25030-10000	PLATE-PRINTED CIRCUIT	1	1	ALL EXC COUPE	
25	26260-13200	ASSY-SOCKET,BULB	7	10	ALL EXC COUPE	
26	26260-09900	ASSY-SOCKET,BULB (FROM C/8810-43945,VB10-51000)	7	1	ALL EXC COUPE	C

S KEY NO.	PART NO.	PART NAME	QTY	SALES UNIT	MODEL	ICA
27	26261-30100	BULB 12V-5.5W	7	1	ALL EXC COUPE	
28	26711-09900	BULB 12V-1.9W	7	50	ALL EXC COUPE	Y
29	26261-09900	BULB 12V-1.5W(FROM C/8810-43945,VB10-51000)	7	100	ALL EXC COUPE	C
30	25010-18000	COVER-METER (TO SEP-67)	1	1	R DRIVE(ST D)	
31	25010-24900	COVER-METER(TO SEP-67)	1	1	L DRIVE(ST D)	
32	25010-16202	COVER-METER	1	1	R DRIVE(DX)	
33	25010-24910	COVER-METER(TO SEP-67)	1	1	L DRIVE(ST D)	
34	05010-27700	COVER-METER WITH GLASS (FROM OCT-67)	1	1	R DRIVE EXC COUPE	
35	05010-27720	COVER-METER WITH GLASS (FROM OCT-67)	1	1	L DRIVE	
36	00930-41220	SCREW-TAPPING	1	50	ALL EXC COUPE	
37	25050-24900	ASSY-SHAFT,FLEXIBLE, SPEEDOMETER (TO SEP-68)	1	1	ALL EXC COUPE	
38	25055-00914	ASSY SHAFT FLEXIBLE SPEEDOMETER (FROM OCT-68)	1	1	R DRIVE EXC COUPE & BA BFA	N
39	25050-00915	ASSY-SHAFT FLEXIBLE SPEEDOMETER(KANTOSEIKI)	1	1	BA BFA	Y
40	25050-24900	ASSY SHAFT FLEXIBLE SPEEDOMETER (FROM OCT-68)	1	1	L DRIVE	Y
41	25050-H0500	ASSY-SHAFT FLEXIBLE SPEEDOMETER(KANTOSEIKI)	1	1	L DRIVE	Y

J5
FIG 26

NISSAN MOTOR CO., LTD.

S	KEY NO.	PART NO.	PART NAME	QTY	SALES UNIT	MODEL	ICA
	42	24210-89918	CLIP-HOLDING SPEEDOMETER CABLE.	1	5	ALL EXC COUPE	
	43	24210-89913	CLIP RH	1		ALL EXC COUPE	Y
	44	24210-89940	CLIP RH	1	10	ALL EXC COUPE	Y

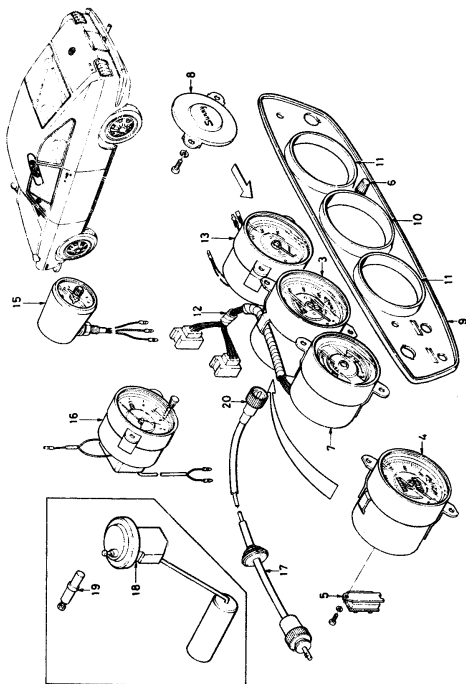
12-102

REVISED: SEPTEMBER, 1970

26- - 4

Printed in Japan

METER(COUPÉ)

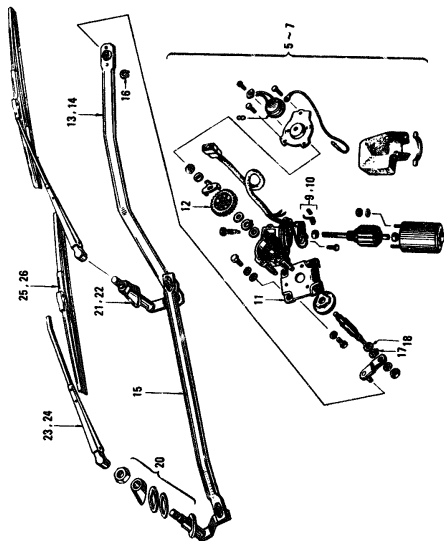


S	KEY NO.	PART NO.	PART NAME	QTY	SALES UNIT	MODEL	ICA
---	---------	----------	-----------	-----	------------	-------	-----

METER(COUPÉ)

1	24620-H0302	COMBINED-INSTRUMENT 160KM/H	1	1	COUPE		
2	24620-H0303	COMBINED INSTRUMENT 100MILE/H	1	1	COUPE		
3	24650-25800	ASSY-SPEEDOMETER 160KM/H	1	1	COUPE		
4	24650-H0300	ASSY-SPEEDOMETER 100MILE/H	1	1	COUPE		
5	25020-25800	REGULATOR-VOLTAGE	1	5	COUPE		
6	25054-25800	KNOB-TRIPRESET	1		COUPE		
7	24630-25800	METER-COMBINATION	1	1	COUPE		
8	25005-H0300	MASK-TACHOMETER	1	1	COUPE		
9	25010-H0300	LID-CLUSTER	1	1	COUPE		
10	25011-25700	RIM-SPEEDOMETER	1	1	COUPE		
11	25011-25701	RIM-TACHOMETER	1	1	COUPE		
12	24035-H0300	CABLE-METER	1	1	COUPE		
13	24655-25800	ASSY-TACHOMETER 12V 4 CYL, 7000RPM	1	1	OP COUPE		
14	27380-H0300	SET-CLOCK CITIZEN	1	1	OP COUPE		
15	27380-25712	SET-CLOCK YAZAKI	1		OP COUPE		
16	27380-25815	SET-CLOCK JECO	1		OP COUPE		
17	25055-89914	SHAFT-FLEXIBLE	1	1	COUPE		
18	25060-25701	GAUGE-FUEL TANK UNIT	1	1	COUPE		
19	250A0-62200	GAUGE-TEMP ENGINE UNIT	1	1	COUPE		
20	25251-30100	NUT-GLOWND	1	10	COUPE		

WINDSHIELD WIPER



M-1009

S	KEY NO.	PART NO.	PART NAME	QTY	SALES UNIT	MODEL	ICA
---	---------	----------	-----------	-----	------------	-------	-----

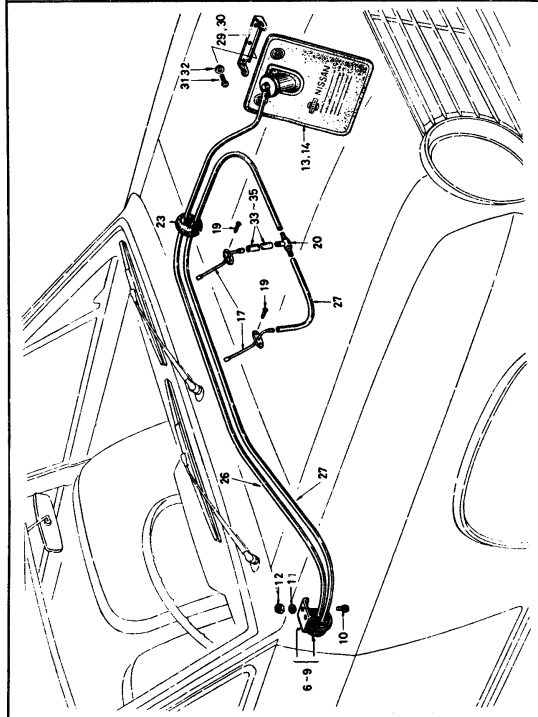
WINDSHIELD WIPER

1	26340-18000	ASSY-DRIVE,WINDSHIELD WIPER(1 SPEED)	1	1	R DRIVE(ST D)
2	26340-24900	ASSY-DRIVE,WINDSHIELD WIPER(1 SPEED)	1	1	L DRIVE(ST D)
3	26340-18200	ASSY-DRIVE,WINDSHIELD WIPER(2 SPEED)	1	1	R DRIVE DX & COUPE
4	26340-24910	ASSY-DRIVE,WINDSHIELD WIPER(2 SPEED)	1	1	L DRIVE(DX)
5	26350-18000	ASSY-MOTOR,WIPER(1 SPE ED)	1	1	STANDARD
6	26350-18200	ASSY-MOTOR,WIPER(2 SPE EU)	1	1	DELUXE
7	26350-18201	ASSY-MOTOR,WIPER(2 SPE ED)	1	1	DELUXE & COUPE
8	86350-18001	SWITCH-AUTO STOP	1	1	ALL
9	86350-18002	ASSY-BRUSH,HOLDER	1	1	STANDARD
10	86350-18202	ASSY-BRUSH,HOLDER	1	5	DELUXE & COUPE
11	86350-18003	ASSY-BRACKET	1	1	ALL
12	86350-18004	GEAR-WHEEL	1	5	ALL
13	86350-18005	ASSY-ROD,CONNECTING NO.1	1	2	R DRIVE
14	28860-24900	CONNECTING ROD ASSY NO.1	1	1	L DRIVE
15	86350-18006	ASSY-ROD,CONNECTING NO.2	1	5	ALL
16	86350-18007	WASHER-SNAP 7	2	10	ALL
17	86350-18008	WASHER-SNAP 4	2	10	ALL

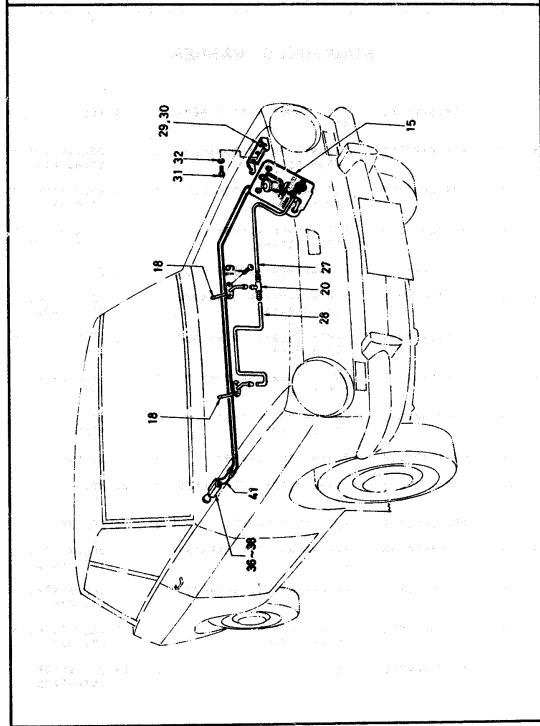
S	KEY NO.	PART NO.	PART NAME	QTY	SALES UNIT	MODEL	ICA
18		26390-10009	WASHER-FELT 10	2	10	ALL	
19		26390-10010	WASHER-FELT 10	2	10	ALL	
20		26390-10011	ASSY-PIVOT(R,H.)	1	1	ALL	
21		26390-10012	ASSY-PIVOT(L,H.)	1	1	H DRIVE	
22		26070-24900	ASSY-PIVOT	1	1	L DRIVE	
23		26380-10020	ASSY-ARM,WINDSHIELD WIPER(JIDECO)	2	1	R DRIVE	
24		26380-24900	ASSY-ARM,WINDSHIELD WIPER(JIDECO)	2	1	L DRIVE	
25		26360-89910	ASSY-BLADE,WINDSHIELD WIPER(JIDECO)	2	1	R DRIVE	
26		26360-89920	ASSY-BLADE,WINDSHIELD WIPER(JIDECO)	2	1	L DRIVE	
27		26370-25700	ASSY-BLADE FOR HIGH SPEEDS	2	1	OP R DRIVE	
28		26375-24900	ASSY-BLADE FOR HIGH SPEEDS	2	1	OP L DRIVE	
29		26380-25700	ASSY-ARM FOR HIGH SPEEDS	2	1	OP R DRIVE	
30		26380-25701	ASSY-ARM FOR HIGH SPEEDS	2	1	OP,R DRIVE	V
31		26385-24900	ASSY-ARM FOR HIGH SPEEDS	2	1	OP L DRIVE	

M-1000

WINDSHIELD WASHER(TO SEP-'67)



WINDSHIELD WASHER (FROM OCT-'67)



S	KEY NO.	PART NO.	PART NAME	QTY	SALES UNIT	MODEL	ICA
---	---------	----------	-----------	-----	------------	-------	-----

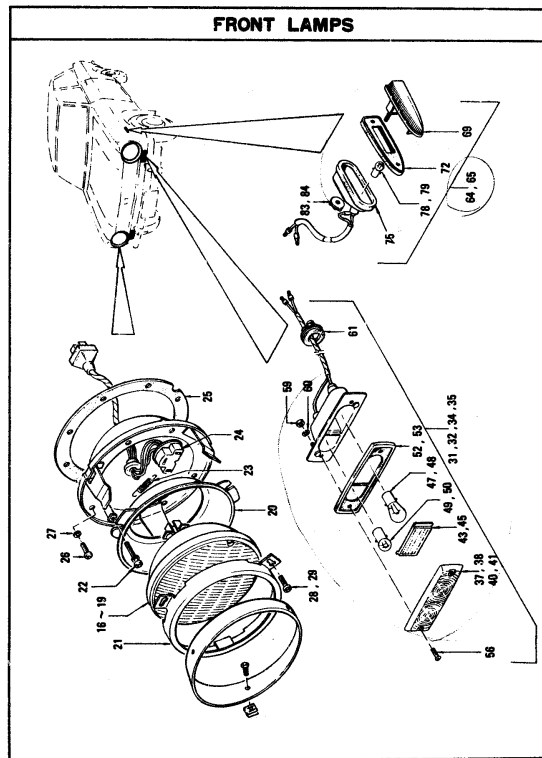
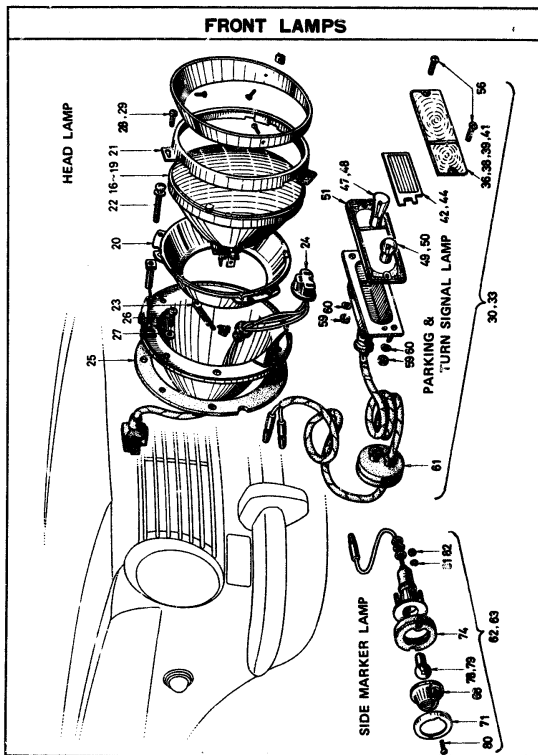
WINDSHIELD WASHER

1	27400-18000	KIT=WASHER W/5 (TO SEP-67)	1	1	ALL		
2	27400-27701	KIT=WASHER, WINDSHIELD (FROM OCT-67)	1		DELUXE (OP N STANDARD)		
3	27400-27702	KIT=WASHER WINDSHIELD (FROM OCT-67)	1	1	DELUXE (OP Y STANDARD)		
4	27400-H0100	KIT=WASHER WINDSHIELD (FROM OCT-68)	1	9	DELUXE (OP Y STANDARD)		
5	27400-29701	KIT=WASHER WINDSHIELD	1	1	COUPE		
6	27430-89900	PUMP=WINDSHIELD WASHER (TO SEP-67)	1		DELUXE (OP,) STANDARD		
7	27430-89950	PUMP=WINDSHIELD WASHER (TO SEP-67)	1	1	DELUXE (OP) STD		Y
8	27436-14801	BRACKET=WASHER PUMP (TO SEP-67)	1		DELUXE (OP,) STANDARD		
9	27430-89950	PUMP=WITH BRACKET (TO SEP-67)	1	1	DELUXE (OP) STANDARD		Y
10	08310-31210	SCREW (TO SEP-67)	2	50	DELUXE		
11	08915-13410	WASHER=LOCK (TO SEP-67)	2	50	DELUXE		
12	08911-10510	NUT (TO SEP-67)	2	50	DELUXE		
13	27415-14800	RAG=WASHER (TO SEP-67)	1		DELUXE (OP,) STANDARD		
14	27415-89903	RAG=WASHER (TO SEP-67)	1	1	DELUXE (OP) STANDARD		Y
15	27480-89901	RAG=WITH PUMP (FROM OCT-67)	1	1	DELUXE (OP) STANDARD		N
16	24220-89909	CLIP	2	10	DELUXE (OP,) STANDARD		

S	KEY NO.	PART NO.	PART NAME	QTY	SALES UNIT	MODEL	ICA
17	27460-89900	NOZZLE=WASHER	2	9	DELUXE (OP,) STANDARD		
18	27460-89700	NOZZLE=WASHER	2	9	COUPE		
19	08310-41010	SCREW	4	50	DELUXE COUPE		
20	27416-89900	TEE=TUBE	1	10	DX & COUPE OP STD		
21	24220-89903	CLIP	1	10	DELUXE (OP,) STANDARD		
22	24220-89936	CLIP	1	10	DELUXE (OP Y STANDARD)		
23	27428-14800	GROMMET	1	10	DX & COUPE OP STD		
24	27442-89900	VALVE=CHECK	1	10	DX & COUPE OP STD		
25	27442-89901	VALVE=CHECK	1	10	DX & COUPE Y OP STD		
26	27461-89950	TUBE=VINYL	1	1	DELUXE (OP,) STANDARD		
27	27460-89943	TUBE=VINYL	1	10	DX & COUPE OP STD		
28	27460-89909	TUBE=VINYL	1	16	DX & COUPE OP STD		
29	27446-15800	BRACKET=WASHER BAG	1	1	DELUXE		
30	27446-89900	BRACKET=WASHER BAG	1	1	DELUXE COUPE		Y
31	08310-51610	SCREW=TAPPING	2	50	DELUXE COUPE		
32	08915-43510	WASHER=PLAIN	2	50	DELUXE COUPE		
33	27460-89909	TUBE=VINYL	1	10	R DRIVE DX & COUPE		
34	27460-89904	TUBE=VINYL (NOT ADOPTED)	1		L DRIVE (DX)		

NISSAN MOTOR CO., LTD.

S	KEY NO.	PART NO.	PART NAME	QTY	SALES UNIT	MODEL	ICA
	35	27460-89915	TUBE-VINYL	1	5	L DRIVE DX	
•	36	25280-27700	COMP-SWITCH, WASHER (FR OM OCT-'67)	1	1	DELUXE (OP STD)	
•	37	25280-H0100	COMP-SWITCH WASHER	1	1	DELUXE (OP STD)	Y
	38	25280-H0101	SWITCH-WINDSHIELD WASHER	1	1	ALL EXC COUPE	Y
	39	25284-27700	BRACKET-WASHER SWITCH (FROM OCT-'67)	1	1	DELUXE (OP STD)	
	40	25283-H0100	BRACKET-WASHER SWITCH (FROM OCT-67) W/NAME PLATE	1	5	DELUXE (OP STD)	
	41	24049-27700	CABLE-WASHER SW	2	10	DELUXE	
	42	08310-51210	SCREW	2	50	DELUXE	
	43	08915-13510	WASHER-LOCK	2	50	DELUXE	
	44	08915-43510	WASHER-PLAIN	2	50	DELUXE	



S	KEY NO.	PART NO.	PART NAME	QTY	SALES UNIT	MODEL	ICA
---	---------	----------	-----------	-----	------------	-------	-----

FRONT LAMPS

	1	26010-18001	ASSY=HEAD LAMP (TO SEP-167)	2	2	R DRIVE	
	2	26010-27700	ASSY=HEAD LAMP RH (FROM OCT-167)	1	1	H DRIVE	N
	3	26000-27700	ASSY=HEAD LAMP LH (FROM OCT-167)	1	1	R DRIVE	N
	4	26010-24900	ASSY=HEAD LAMP (TO SEP-167)	2	1	L DRIVE	
*	5	26010-24910	ASSY=HEAD LAMP (TO SEP-167)	2		L DRIVE	Y
	6	26010-27750	ASSY=HEAD LAMP RH (FROM OCT-167)	1	1	L DRIVE	H
*	7	26010-27760	ASSY=HEAD LAMP RH	1	1	L DRIVE EXC PICK-UP	Y
*	8	26010-H0910	ASSY=HEAD LAMP RH	1		L DRIVE EXC PICK-UP	Y
	9	26000-27750	ASSY=HEAD LAMP LH (FROM OCT-167)	1	1	L DRIVE	N
*	10	26000-27760	ASSY=HEAD LAMP LH	1	1	L DRIVE EXC PICK-UP	Y
*	11	26000-H0910	ASSY=HEAD LAMP LH	1		L DRIVE EXC PICK-UP	Y
	12	26010-00210	ASSY=HEAD LAMP RH	2		L DRIVE PICK-UP	Y
	13	26006-18001	BODY=HEAD LAMP (TO SEP-167)	2	1	ALL	
	14	26006-27700	BODY=HEAD LAMP RH (FROM OCT-167)	1	1	ALL	N

M-1121

S	KEY NO.	PART NO.	PART NAME	QTY	SALES UNIT	MODEL	ICA
	15	26056-27700	BODY=HEAD LAMP LH (FROM OCT-167)	1	2	ALL	N
	16	26705-04101	UNIT=SEALED BEAM	2	1	R DRIVE	
	17	26705-04201	UNIT=SEALED BEAM	2	1	L DRIVE	
*	18	26705-04203	SEALED=BEAM	2	10	L DRIVE	Y
	19	26705-09905	SEALED=BEAM	2		L DRIVE	Y
	20	26016-04101	BODY=SUB	2		ALL	
	21	26017-14801	RING=RETAINING, LAMP UNIT	2	2	ALL	
	22	26022-01301	SCREW=ADJUSTING	4	10	ALL	
	23	26024-36000	SPRING=TENSION	2	10	ALL	
	24	26031-18000	ASSY=CABLE, HEAD LAMP	2	2	ALL	
	25	26027-18000	PACKING=RUBBER SHEET	2	2	ALL	
	26	00314-01410	SCREW	8	50	ALL	
	27	00915-11010	WASHER=LOCK	8	50	ALL	
*	28	00998-11110	SCREW	6		ALL	
	29	00998-91110	SCREW	6	50	ALL	Y
	30	26120-20900	ASSY=LAMP, PARKING & TURN SIGNAL RH (TO SEP-167)	1		ALL EXC COUPE	
	31	26120-27751	ASSY=LAMP, PARKING & TURN SIGNAL RH (FROM OCT-167)	1	1	ALL EXC COUPE	N
	32	26120-H0300	ASSY=LAMP, PARKING & TURN SIGNAL RH	1	1	COUPE	
	33	26125-20900	ASSY=LAMP, PARKING & TURN SIGNAL LH (TO SEP-167)	1		ALL EXC COUPE	
	34	26125-27750	ASSY=LAMP, PARKING & TURN SIGNAL LH (FROM OCT-167)	1	1	ALL EXC COUPE	N

NISSAN MOTOR CO., LTD.

S	KEY NO.	PART NO.	PART NAME	QTY	SALES UNIT	MODEL	ICA
35		26129-H0308	ASSY=LAMP PARKING & TURN SIGNAL LH	1	1	COUPE	
36		26121-20900	LENS=PARKING RH CLEAR (TO SEP-'67)	1		ALL EXC COUPE	
37		26121-27750	LENS=PARKING RH(CLEAR) (FROM OCT-'67)	1	1	ALL EXC COUPE	N
38		26121-H0300	LENS=AMBER RH	1	1	COUPE	
39		26122-20900	LENS=PARKING LH AMBER (TO SEP-'67)	1		ALL EXC COUPE	
40		26126-27750	LENS=PARKING LH(CLEAR) (FROM OCT-'67)	1	1	ALL EXC COUPE	N
41		26126-H0300	LENS=AMBER LH	1	1	COUPE	
42		26126-20900	LENS=TURN SIGNAL RH CLEAR(TO SEP-'67)	1		ALL	
43		26122-27750	LENS=TURN SIGNAL RH (AMBER)(FROM OCT-'67)	1	1	ALL	N
44		26127-20900	LENS=TURN SIGNAL LH AMBER (TO SEP-'67)	1		ALL	
45		26127-27750	LENS=TURN SIGNAL LH (AMBER)(FROM OCT-'67)	1	1	ALL	N
46		26128-27750	RH=TURN SIGNAL	2	1	ALL	
47		26716-07300	BULB 12V=25W,TURN SIGN AL	2	50	ALL	
48		26717-89900	BULB 12V=25W TURN SIGNAL	2	10	ALL	Y
49		26717-10600	BULB 12V=8W,PARKING	2	50	ALL	
50		26715-09902	BULB 12V=8W,PARKING	2	10	ALL	Y
51		26123-20900	PACKING=LENS(Y) SEP-'67	2		ALL	
52		26123-27750	PACKING RH (FROM OCT-'67)	1	1	ALL	N
53		26131-27750	PACKING LH (FROM OCT-'67)	1	1	ALL	N

N-112

NISSAN MOTOR CO., LTD.

S	KEY NO.	PART NO.	PART NAME	QTY	SALES UNIT	MODEL	ICA
54		26122-25702	PACKING=LENS	1	2	COUPE	
55		26123-25702	PACKING=FRONT PANEL	1	2	COUPE	
56		08310-41220	SCREW	4		90 ALL	
57		08310-41420	SCREW TO FIX LENS	2		50 COUPE	
58		08310-52010	SCREW TO FIX FRONT PANEL	2		50 COUPE	
59		08911-10410	NUT	4		50 ALL	
60		08913-13510	WASHER=LOCK	4		50 ALL EXC COUPE	
61		24250-89910	GRONMET	2	10	ALL EXC COUPE	
62		26160-18000	ASSY=LAMP SIDE MARKER (TO SEP-'67)	2	1	ALL EXC COUPE	
63		26160-25700	ASSY=LAMP,SIDE MARKER (FROM OCT-'67)	2	2	ALL EXC COUPE	N
64		26160-27700	ASSY=LAMP SIDE MARKER (FROM OCT-'67 TO JUNE-'69)	2	1	ALL EXC COUPE	Y
65		26160-H0310	LAMP=SIDE FLASHER (FROM JULY-'69)	2	1	ALL EXC COUPE	N
66		26160-25701	ASSY=LAMP SIDE MARKER (TO JUNE-'69)	2	1	COUPE	
67		26160-H0310	LAMP=SIDE FLASHER (FROM JULY-'69)	2	1	COUPE	N
68		26161-18000	LENS=LAMP (TO SEP-'67)	2	5	ALL	
69		26161-25700	LENS(AMBER)(FROM OCT-'67)	2	1	ALL	N
70		26161-A4600	LENS=SIDE FLASHER LAMP	2	1	ALL EXC COUPE	
71		26162-18000	RH=LAMP (TO SEP-'67)	2	2	ALL EXC COUPE	
72		26162-25700	PACKING (FROM OCT-'67)	2	2	ALL	N

J15

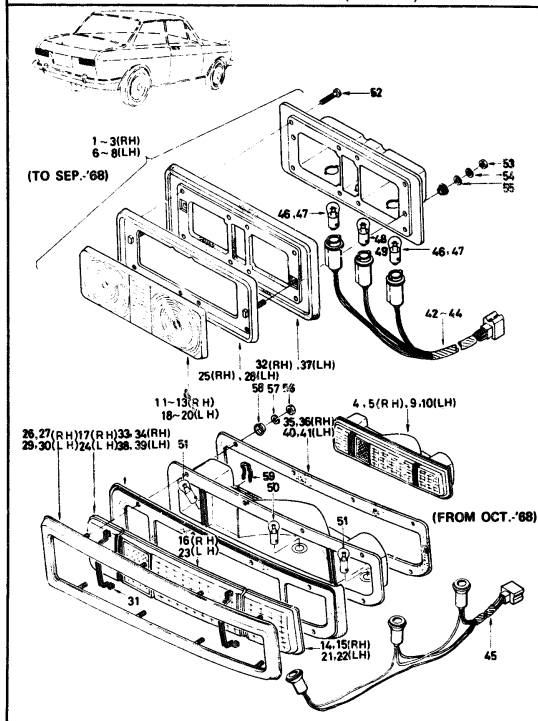
FIG 29

NISSAN MOTOR CO., LTD.

S	KEY NO.	PART NO.	PART NAME	QTY	SALES UNIT	MODEL	ICA
	73	26162-A4600	PACKING-LENS	2	1	ALL EXC COUPE	
	74	26163-10000	PACKING-LAMP (TO SEP-'67)	2	2	ALL EXC COUPE	
	75	26163-25700	PACKING (FROM OCT-67)	2	1	ALL	N
	76	26163-A4600	PACKING-LAMP	2	1	ALL EXC COUPE	
	77	08915-43410	WASHER-PLAIN (TO SEP-'67)	4	50	ALL EXC COUPE	
•	78	26073-30001	BULB 12V-6W	2	1	ALL	
	79	26715-89900	BULB 12V-6W	2	50	ALL	Y
	80	08310-30020	SCREW (TO SEP-'67)	4	50	ALL	
	81	08915-13410	WASHER-LOCK (TO SEP-'67)	4	50	ALL	
	82	08911-10410	NUT (TO SEP-'67)	4	50	ALL	
•	83	26169-25700	HANDLE (FROM OCT-67)	2	2	ALL	
	84	26166-25700	HANDLE (FROM OCT-67)	2	1	ALL	Y

M-111

COMBINATION LAMPS (SEDAN)



REVISED: SEPTEMBER, 1969

-F30-1-

Printed in Japan

S	KEY NO.	PART NO.	PART NAME	QTY	SALES UNIT	MODEL	ICA
---	---------	----------	-----------	-----	------------	-------	-----

COMBINATION LAMPS (SEDAN)

1	26590-10001	ASSY=LAMP COMBI (RH) (RED+WHITE+RED) (TO SEP-'67)	1	1	SEDAN (EXC. AUSTRALIA)	
2	26590-20900	ASSY=LAMP COMBI (RH) (AMBER+WHITE+RED) (TO SEP-'67)	1	1	SEDAN AUSTRALIA	
3	26590-20900	ASSY=LAMP COMBI (RH) (AMBER) (FROM OCT-'67 TO SEP-'68)	1	1	SEDAN	
4	26590-H0102	ASSY=LAMP, COMBI (R.H.) (AMBER+WHITE+RED) (FROM OCT-'68)	1	1	SEDAN	N
5	26590-H0103	ASSY=LAMP, COMBI (R.H.) (AMBER+WHITE+RED) (FROM OCT-'68)	1	2	SEDAN	Y
6	26595-10001	ASSY=LAMP COMBI (LH) (RED+WHITE+RED) (TO SEP-'67)	1	1	SEDAN (EXC. AUSTRALIA)	
7	26595-20900	ASSY=LAMP COMBI (LH) (AMBER+WHITE+RED) (TO SEP-'67)	1	1	SEDAN AUSTRALIA	
8	26595-20900	ASSY=LAMP COMBI (LH) (AMBER) (FROM OCT-'67 TO SEP-'68)	1	1	SEDAN	
9	26595-H0102	ASSY=LAMP, COMBI (L.H.) (AMBER+WHITE+RED) (FROM OCT-'68)	1	1	SEDAN	N
10	26595-H0103	ASSY=LAMP, COMBI (L.H.) (AMBER+WHITE+RED) (FROM OCT-'68)	1	2	SEDAN	Y
11	26591-10001	ASSY=LENS (RH) (RED+WHITE+RED) (TO SEP-'67)	1	1	SEDAN (EXC. AUSTRALIA)	
12	26591-20900	ASSY=LENS (RH) (AMBER+WHITE+RED) (TO SEP-'67)	1	1	SEDAN AUSTRALIA	

30 - 1

Printed in Japan

REVISED: 1969, DECEMBER

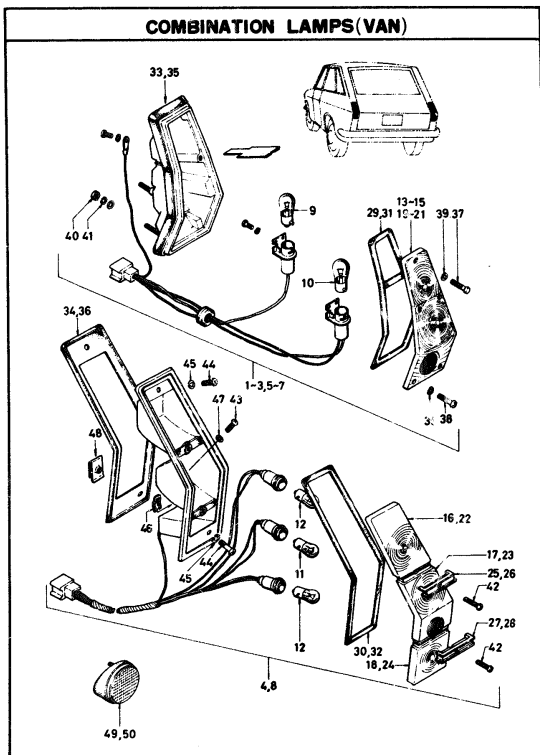
S KEY NO.	PART NO.	PART NAME	QTY	SALES UNIT	MODEL	ICA
13	26551-20900	ASSY-LENS (RM) (A+W+R) (FROM OCT-67 TO SEP-68)	1	SEDAN		
14	26521-H0102	LENS TURN SIGNAL RM (AMBER) (FROM OCT-68)	1	5 SEDAN	N	
15	26521-H0103	LENS TURN SIGNAL RM (AMBER) (FROM OCT-68)	1	10 SEDAN	Y	
16	26531-H0102	LENS TAIL & STOP RM (RED) (FROM OCT-68)	1	2 SEDAN	N	
17	26541-H0102	LENS REVERSE RM (CLEAR) (FROM OCT-68)	1	2 SEDAN	N	
18	26556-18001	ASSY-LENS (LM) (RED+ WHITE+RED) (TO SEP-67)	1	1 SEDAN(EXC. AUSTRALIA)		
19	26556-20900	ASSY-LENS (LM) (AMBER+ WHITE+RED) (TO SEP-67)	1	SEDAN AUSTRALIA		
20	26556-20900	ASSY-LENS (LM) (A+W+R) (FROM OCT-67 TO SEP-68)	1	SEDAN		
21	26526-H0102	LENS TURN SIGNAL LM (AMBER) (FROM OCT-68)	1	9 SEDAN	N	
22	26526-H0103	LENS TURN SIGNAL LM (AMBER) (FROM OCT-68)	1	2 SEDAN	Y	
23	26536-H0102	LENS TAIL & STOP LM (RED) (FROM OCT-68)	1	2 SEDAN	N	
24	26546-H0102	LENS REVERSE LM (CLEAR) (FROM OCT-68)	1	2 SEDAN	N	
25	26552-18001	RIM-COMBINATION LAMP (R,H,L) (TO SEP-68)	1	1 SEDAN		
26	26552-H0102	RIM-COMBINATION LAMP (R,H,L) (FROM OCT-68)	1	1 SEDAN	N	
27	26552-H0103	RIM-COMBINATION LAMP (R,H,L) (FROM OCT-68)	1	2 SEDAN	Y	
28	26557-18001	RIM-COMBINATION LAMP (L,H,L) (TO SEP-68)	1	1 SEDAN		

S KEY NO.	PART NO.	PART NAME	QTY	SALES UNIT	MODEL	ICA
29	26557-H0102	RIM-COMBINATION LAMP (L,H,L) (FROM OCT-68)	1	1 SEDAN	N	
30	26557-H0103	RIM-COMBINATION LAMP (L,H,L) (FROM OCT-68)	1	2 SEDAN	Y	
31	26551-H0102	ROUND COMBINATION LAMP (FROM OCT-68)	2	2 SEDAN		
32	26553-18001	PACKING-COMBINATION LAMP (R,H,L) (TO SEP-68)	1	2 SEDAN		
33	26553-H0102	PACKING COMB LENS TO LAMP BODY RM (FROM OCT- 68)	1	9 SEDAN	N	
34	26553-H0103	PACKING COMB LENS TO LAMP BODY RM (FROM OCT- 68)	1	2 SEDAN	Y	
35	26562-H0102	PACKING COMB LAMP TO RR PANEL RM (FROM OCT- 68)	1	SEDAN	N	
36	26562-H0103	PACKING COMB LAMP TO RR PANEL RM (FROM OCT- 68)	1	2 SEDAN	Y	
37	26556-18001	PACKING-COMBINATION LAMP (L,H,L) (TO SEP-68)	1	2 SEDAN		
38	26556-H0102	PACKING COMB LENS TO LAMP BODY LM (FROM OCT- 68)	1	5 SEDAN	N	
39	26556-H0103	PACKING COMB LENS TO LAMP BODY LM (FROM OCT- 68)	1	2 SEDAN	Y	
40	26567-H0102	PACKING COMB LAMP TO RR PANEL LM (FROM OCT- 68)	1	1 SEDAN	N	
41	26567-H0103	PACKING COMB LAMP TO RR PANEL LM (FROM OCT- 68)	1	2 SEDAN	Y	
42	26561-18001	ASSY-HARNES COMBINATI ON LAMP (TO SEP-67)	2	2 SEDAN(EXC. AUSTRALIA)		

NISSAN MOTOR CO., LTD.

S	KEY NO.	PART NO.	PART NAME	QTY	SALES UNIT	MODEL	ICA
	43	26561-20900	ASSY-HARNES COMBINATI ON LAMP (TO SEP-67)	2		SEDAN AUSTRALIA	
	44	26561-20900	ASSY-HARNES COMB LAMP (FROM OCT-67 TO SEP-68)	1		SEDAN	
	45	26563-H0102	ASSY-HARNES COMB LAMP (FROM OCT-68)	2	2 SEDAN		N
	46	26715-04200	BULB (12V-25/8W) (TO SEP-68)	4	50 SEDAN		
	47	26717-89920	BULB (12V-25/7W) (TO SEP -68)	4	10 SEDAN		Y
	48	26716-07300	BULB (12V-25W) (TO SEP -68)	2	50 SEDAN		
	49	26717-89900	BULB T/S REVERSE (12V -23W) (TO SEP-68)	2	10 SEDAN		Y
	50	26717-89920	BULB TAIL & STOP (12V- 23/7W) (FROM OCT-68)	2	10 SEDAN		N
	51	26717-89900	BULB TURN SIGNAL & REV ERSE (12V-23W) (FROM OC T-68)	4	10 SEDAN		N
	52	08310-41410	SCREW (TO SEP-68)	16	50 SEDAN		
	53	08911-10510	NUT (TO SEP-68)	4	50 SEDAN		
	54	08915-13510	WASHER-LOCK (TO SEP-68)	4	50 SEDAN		
	55	08915-43510	WASHER-PLAIN 5 (TO SEP -68)	4	50 SEDAN		
	56	08911-10410	NUT (FROM OCT-68)	16	50 SEDAN		
	57	08915-13410	WASHER (FROM OCT-68)	16	SEDAN		
	58	78806-73000	WASHER (FROM OCT-68)	16	10 SEDAN		
	59	00918-21000	CLIP (FROM OCT-68)	2	50 SEDAN		

COMBINATION LAMPS(VAN)



S	KEY NO.	PART NO.	PART NAME	QTY	SALES UNIT	MODEL	ICA
---	---------	----------	-----------	-----	------------	-------	-----

COMBINATION LAMPS(VAN)

1	26550-18100	ASSY-LAMP COMBI (RH) (RED+RED) (TO SEP-67)	1	1	VAN (EXC. AUSTRALIA)	
2	26550-20901	ASSY-LAMP COMBI (RH) (AMBER+RED) (TO SEP-67)	1	1	VAN AUSTRALIA	
3	26550-20901	ASSY-LAMP COMBI (RH) (A+R) (FROM OCT-67 TO SEP-68)	1	1	VAN	
4	26550-H0401	ASSY-LAMP, COMBI (L.H.) (AMBER+WHITE+RED) (FROM OCT-68)	1	2	VAN	N
5	26555-18100	ASSY-LAMP COMBI (LH) (RED+RED) (TO SEP-67)	1	1	VAN (EXC. AUSTRALIA)	
6	26555-20901	ASSY-LAMP COMBI (LH) (AMBER+RED) (TO SEP-67)	1	1	VAN AUSTRALIA	
7	26555-20901	ASSY-LAMP COMBI (LH) (A+R) (FROM OCT-67 TO SEP-68)	1	1	VAN	
8	26555-H0401	ASSY-LAMP, COMBI (L.H.) (AMBER+WHITE+RED) (FROM OCT-68)	1	2	VAN	N
9	26716-07300	BULB-TURN SIGNAL 12V-25W (TO SEP-68)	2	90	VAN	
10	26715-04200	BULB-TAIL & STOP 12V-25-6W (TO SEP-68)	2	90	VAN	Y
11	26717-09920	BULB TAIL & STOP (12V-25/7W) (FROM OCT-68)	2	10	VAN	Y
12	26717-09900	BULB T/SIGNAL & REVERSE (12V-25W) (FROM OCT-68)	1	10	VAN	N

S	KEY NO.	PART NO.	PART NAME	QTY	SALES UNIT	MODEL	ICA
	13	26551-18100	LENS-COMBINATION LAMP (RH) (RED+RED) (TO SEP-67)	1	5	VAN (EXC AUSTRALIA)	
	14	26551-20901	LENS-COMBINATION LAMP (RH) (AMBER+RED) (TO SEP-67)	1		VAN AUSTRALIA	
	15	26551-20901	LENS-COMB LAMP (RH) (A+R) (FROM OCT-67 TO SEP-68)	1		VAN	
	16	26521-H0401	LENS TURN SIGNAL RH (AMBER) (FROM OCT-68)	1	10	VAN	N
	17	26531-H0401	LENS TAIL & STOP RH (RED) (FROM OCT-68)	1	2	VAN	N
	18	26541-H0401	LENS REVERSE RH (CLEAR) (FROM OCT-68)	1	2	VAN	N
	19	26556-18100	LENS-COMBINATION LAMP (LH) (RED+RED) (TO SEP-67)	1	5	VAN (EXC AUSTRALIA)	
	20	26556-20901	LENS-COMBINATION LAMP (LH) (RED+AMBER) (TO SEP-67)	1		VAN AUSTRALIA	
	21	26556-20901	LENS-COMB LAMP (LH) (R+A) (FROM OCT-67 TO SEP-68)	1		VAN	
	22	26526-H0401	LENS TURN SIGNAL LH (AMBER) (FROM OCT-68)	1	2	VAN	N
	23	26536-H0401	LENS TAIL & STOP LH (RED) (FROM OCT-68)	1	2	VAN	N
	24	26546-H0401	LENS REVERSE LH (CLEAR) (FROM OCT-68)	1	2	VAN	N
	25	26562-H0401	BAND T/SIGNAL TO TAIL RH (FROM OCT-68)	1	2	VAN	
	26	26567-H0401	BAND T/SIGNAL TO TAIL LH (FROM OCT-68)	1	2	VAN	
	27	26563-H0401	BAND TAIL TO REVERSE RH (FROM OCT-68)	1	2	VAN	

S	KEY NO.	PART NO.	PART NAME	QTY	SALES UNIT	MODEL	ICA
	28	26568-H0401	BAND TAIL TO REVERSE LH (FROM OCT-68)	1	2	VAN	
	29	26552-18100	PACKING-LENS (R.H.) (TO SEP-68)	1	2	VAN	
	30	26552-H0401	PACKING-LENS (FROM OCT-68)	1	2	VAN	N
	31	26557-18100	PACKING-LENS (L.H.) (TO SEP-68)	1	2	VAN	
	32	26557-H0401	PACKING-LENS (FROM OCT-68)	1	2	VAN	N
	33	26553-18100	PACKING-BODY (R.H.) (TO SEP-68)	1	2	VAN	
	34	26553-H0401	PACKING-BODY (FROM OCT-68)	1	2	VAN	N
	35	26558-18100	PACKING-BODY (L.H.) (TO SEP-68)	1	2	VAN	
	36	26558-H0401	PACKING-BODY (L.H.) (FROM OCT-68)	1	2	VAN	N
	37	08310-41410	SCREW (TO SEP-68)	8	50	VAN	
	38	08310-40820	SCREW (TO SEP-68)	2	50	VAN	
	39	26127-04100	WASHER-SHEET (TO SEP-68)	10	10	VAN	
	40	08911-10510	NUT (TO SEP-68)	2	50	VAN	
	41	08915-13510	WASHER-LOCK (TO SEP-68)	2	50	VAN	
	42	08310-42520	SCREW (FROM OCT-68)	4	50	VAN	
	43	08310-51610	SCREW (FROM OCT-68)	2	50	VAN	
	44	08513-51610	SCREW (FROM OCT-68)	4	50	VAN	
	45	08913-43510	WASHER (FROM OCT-68)	4	50	VAN	
	46	08918-21000	CLIP (FROM OCT-68)	2		VAN	
	47	08915-53610	WASHER (FROM OCT-68)	2	50	VAN	

K5

FIG 30A

NISSAN MOTOR CO., LTD.

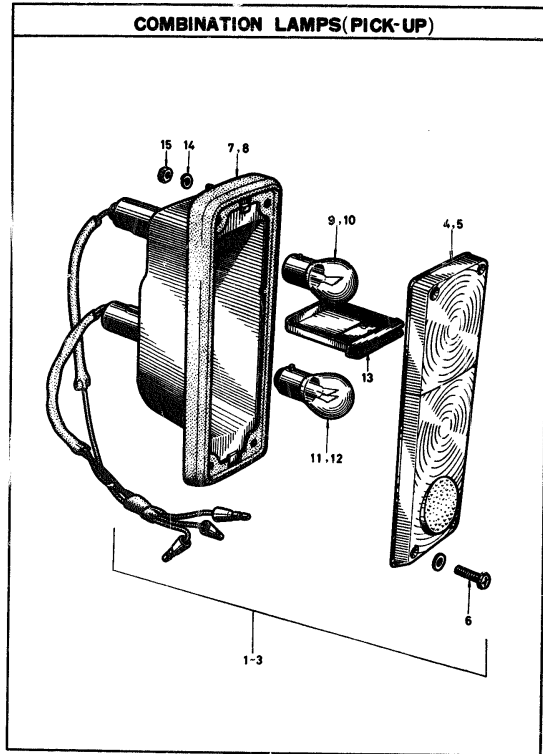
S	KEY NO.	PART NO.	PART NAME	QTY	SALES UNIT	MODEL	ICA
	48	08964-10910	SPRING NUT (FROM OCT-68)	4	50	VAN	
	49	26560-H0700	REFLEX-REFLECTOR RH (FROM OCT-68)	1	1	OP VAN	
	50	26565-H0700	REFLEX-REFLECTOR LH (FROM OCT-68)	1	1	OP VAN	

REVISED: SEPTEMBER, 1969

30-A- 4

Printed in Japan

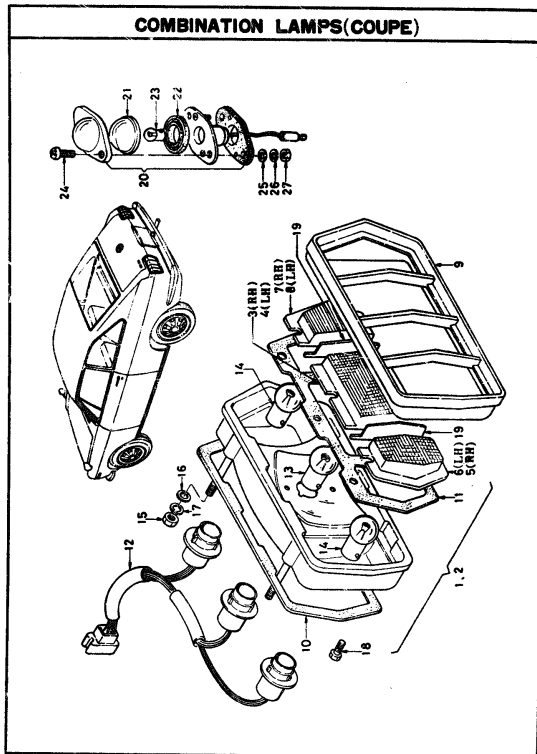
COMBINATION LAMPS(PICK-UP)



S	KEY NO.	PART NO.	PART NAME	QTY	SALES UNIT	MODEL	ICA
---	---------	----------	-----------	-----	------------	-------	-----

COMBINATION LAMPS(PICK-UP)

1	26550-15401-01	ASSY-LAMP, COMBINATION WITH REFLECTOR	2	2	PICK-UP		
2	26550-15401	ASSY-LAMP COMBINATION WITH REFLECTOR	2		PICK-UP		Y
3	26550-15500	ASSY-LAMP, COMBINATION W/O REFLECTOR	2	1	OP PICK-UP		
4	26551-15401-01	LENS-COMBINATION WITH REFLECTOR	2	1	PICK-UP		
5	26551-15401	LENS-COMBINATION WITH REFLECTOR	2	1	PICK-UP		Y
6	00310-41410	SCREW	8	50	PICK-UP		
7	26552-15401-01	SHEET-COMBINATION LAMP	2	2	PICK-UP		
8	26552-15401	SHEET-COMBINATION LAMP	2	1	PICK-UP		Y
9	26716-07300	BULB 12V-25W	2	50	PICK-UP		
10	26717-86900	BULB 12V-25W	2	10	PICK-UP		Y
11	26715-04200	BULB 12V-25/8W	2	50	PICK-UP		
12	26717-86920	BULB 12V-25/8W	2	10	PICK-UP		Y
13	86550-15401	PLATE SHADING CONG LAMP	2	5	PICK-UP		
14	00915-13510	WASHER-LOCK	4	50	PICK-UP		
15	00911-10510	MUT	4	50	PICK-UP		
16	26560-15501	REFLEX REFLECTOR RH	1	1	OP PICK-UP		
17	26560-15501	REFLEX REFLECTOR LH	1	1	OP PICK-UP		



S	KEY NO.	PART NO.	PART NAME	QTY	SALES UNIT	MODEL	ICA
---	---------	----------	-----------	-----	------------	-------	-----

COMBINATION LAMPS(COUPÉ)

1	26550-25701	ASSY-LAMP COMBINATION RH	1	1	COUPE
2	26555-25701	ASSY-LAMP COMBINATION LH	1	1	COUPE
3	26551-25700	LENS-TAIL & STOP LAMP RH	1	1	COUPE
4	26556-25700	LENS-TAIL & STOP LAMP LH	1	1	COUPE
5	26552-25700	LENS-TURN SIGNAL RH	1	1	COUPE
6	26557-25700	LENS-TURN SIGNAL LH	1	1	COUPE
7	26541-25700	LENS-REVERSE RH	1	1	COUPE
8	26546-25700	LENS-REVERSE LH	1	1	COUPE
9	26553-25700	RIM-LENS	2	1	COUPE
10	26550-25700	PACKING-LAMP BODY	2	1	COUPE
11	26561-25700	PACKING-LENS	2	1	COUPE
12	26559-25700	ASSY-HARNES WITH SOCKET	2	1	COUPE
13	26717-89920	BULB-TAIL & STOP 12V/23W, 7W	2	10	COUPE
14	26717-89900	BULB-TURN SIGNAL & REVERSE 12V/23W	4	10	COUPE
15	08911-10510	NUT	8	50	COUPE
16	00915-41010	WASHER-PLAIN	8	50	COUPE
17	00999-90210	WASHER-LOCK	8	50	COUPE
18	08310-41210	SCREW	12	50	COUPE
19	26562-25700	PLATE-SHIELD	4	1	COUPE

K8
FIG 30C

NISSAN MOTOR CO., LTD.

S	KEY NO.	PART NO.	PART NAME	QTY	SALES UNIT	MODEL	ICA
	20	26510-29702	ASSY-LAMP LICENCE	1	1	COUPE	
	21	26511-04200	LENS	1	9	COUPE	
	22	26513-04200	PACKING-LENS	1	10	COUPE	
	23	26716-89900	BULB 12V/10W	1	10	COUPE	
	24	08330-40620	SCREW	2	50	COUPE	
	25	08913-43510	WASHER-PLAIN	2	50	COUPE	
	26	08913-13510	WASHER-LOCK	2	50	COUPE	
	27	08911-10510	NUT	2	50	COUPE	

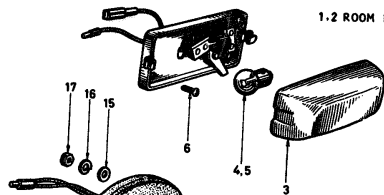
REVISED: MARCH, 1969

30-C- 2

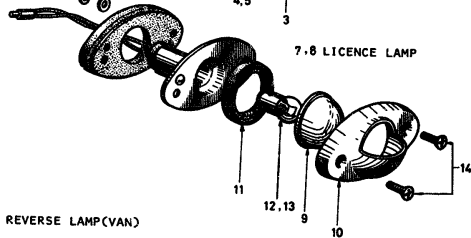
Printed in Japan

OTHER LAMPS

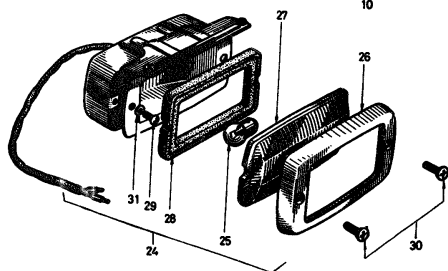
1-2 ROOM LAMP



7-8 LICENCE LAMP

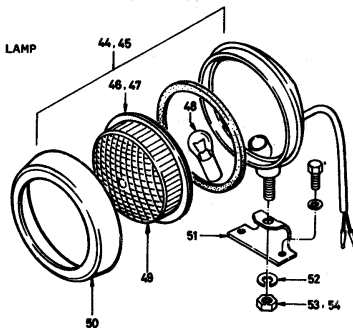


REVERSE LAMP(VAN)

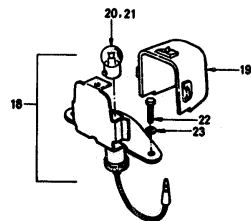


OTHER LAMPS

FOG LAMP



LICENCE LAMP(PICK-UP)



S	KEY NO.	PART NO.	PART NAME	QTY	SALES UNIT	MODEL	ICA
---	---------	----------	-----------	-----	------------	-------	-----

OTHER LAMPS

1	26410-04100	ASSY=LAMP, ROOM	1	1	STANDARD		
2	26410-04400	ASSY=LAMP, ROOM	1	1	DELUXE & COUPE		
3	26411-04100	LENS=ROOM LAMP	1	1	ALL		
4	26073-30001	BULB 12V=6W	1	1	ALL		
5	26715-89900	BULB 12V/6W	1	50	ALL	Y	
6	08910-41210	SCREW=TAPPING	2	50	ALL		
7	26510-18002	ASSY=LAMP, LICENCE	1	1	ALL EXC COUPE		
8	26510-25702	ASSY=LAMP LICENCE	1	1	COUPE		
9	26511-04200	LENS	1	5	ALL		
10	26512-18002	COVER=LENS	1	2	ALL EXC COUPE		
11	26513-04200	PACKING=LENS	1	10	ALL		
12	26106-30900	BULB 12V=10W	1	10	ALL		
13	26716-89900	BULB 12V=10W	1	10	ALL	Y	
14	08330-40620	SCREW	2	50	ALL		
15	08915-43510	WASHER=PLAIN	2	50	ALL		
16	08915-13510	WASHER=LOCK	2	50	ALL		
17	08911-10510	NUT	2	50	ALL		
18	26510-19401	ASSY=LAMP, LICENCE	1	1	PICK-UP		
19	26511-19400	LENS=LICENCE LAMP	1	2	PICK-UP		
20	26106-30900	BULB 12V=10W	1	10	PICK-UP		
21	26716-89900	BULB 12V=10W	1	10	PICK-UP	Y	

N-1117

S	KEY NO.	PART NO.	PART NAME	QTY	SALES UNIT	MODEL	ICA
22	08360-51410	SCREW	2	50	PICK-UP		
23	08915-13510	WASHER=LOCK	2	50	PICK-UP		
24	26540-19110	ASSY=LAMP REVERSE (TO SEP=68)	1	1	VAN(IX)		
25	26716-07300	BULB 12V=25W (TO SEP=68)	1	50	VAN(IX)		
26	26233-02700	RIM=REVERSE LAMP (TO SEP=68)	1	1	VAN(IX)		
27	26231-02700	LENS (TO SEP=68)	1	1	VAN(IX)		
28	26234-02700	PACKING=LENS (TO SEP=68)	1	1	VAN(IX)		
29	08310-51410	SCREW (TO SEP=68)	2	50	VAN(IX)		
30	08310-40810	SCREW (TO SEP=68)	2	50	VAN(IX)		
31	08915-13510	WASHER=LOCK (TO SEP=68)	2	50	VAN(IX)		
32	26540-19400	ASSY=LAMP, REVERSE WITH BRACKET	1		OP PICK-UP		
33	26540-14801	COMP.=LAMP, REVERSE	1	1	OP PICK-UP		
34	26541-14801	LENS=REVERSE LAMP	1	1	OP PICK-UP		
35	26542-14801	PACKING	1	5	OP PICK-UP		
36	26546-14801	FILTER	1	1	OP PICK-UP		
37	26716-07300	BULB 12V=25W	1	50	OP PICK-UP		
38	08998-61810	SCREW	2	50	OP, PICK-UP		
39	08999-20110	NUT	2	50	OP, PICK-UP		
40	08999-90210	WASHER	2	50	OP, PICK-UP		
41	08113-81610	BOLT	2	50	OP PICK-UP		
42	08915-23810	WASHER=LOCK	2	50	OP PICK-UP		
43	26545-19401	BRACKET=REVERSE LAMP	1	2	OP PICK-UP		

K11
FIG 31

NISSAN MOTOR CO., LTD.

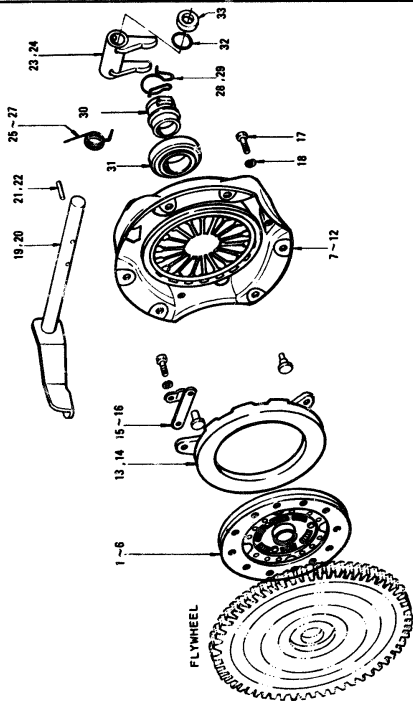
S	KEY NO.	PART NO.	PART NAME	QTY	SALES UNIT	MODEL	ICA
	44	26150-10001	ASSY=LAMP,FOG WITH BRA CKET	2	1	OP ALL EXC COUPE	
	45	26150-89902	ASSY=LAMP,FOG	2	1	OP ALL EXC COUPE	
•	46	06151-89910	SEALED-BEAM	2		OP ALL	
	47	26151-89910	SEALED-BEAM	2	1	OP ALL	Y
•	48	26713-34200	BULB 12V-35W	2	1	OP ALL EXC COUPE	
	49	26151-89901	LENS=FOG LAMP	2	5	OP ALL EXC COUPE	
	50	26152-89901	RIM	2	2	OP ALL EXC COUPE	
	51	26154-10001	BRACKET=FOG LAMP	2	1	OP,ALL	
	52	08915-14010	WASHER-LOCK	2	50	OP,ALL	
	53	08911-24010	NUT	2	50	OP,ALL	
	54	21107-E4200	NUT	2	10	OP ALL	Y
•	55	25370-24900	ASSY=SWITCH,FOG LAMP	1	1	OP,ALL	

K11-11

L1

POWER TRAIN

CLUTCH(MECHANICAL CONTROL)



W-131

KEY NO.	PART NO.	PART NAME	QTY	SALES UNIT	MODEL	ICA
---------	----------	-----------	-----	------------	-------	-----

CLUTCH(MECHANICAL CONTROL)

1	30100-10003	ASSY=DISC,CLUTCH(HITAC HI N)	1	1 R DRIVE		
2	30100-10005	ASSY=DISC,CLUTCH(HITAC HI N)	1	1 R DRIVE	Y	
3	30100-10000	ASSY=DISC CLUTCH	1	1 R DRIVE	Y	
4	30100-10009	ASSY=DISC CLUTCH	1	R DRIVE PICK-UP		C
5	30100-H0100	ASSY=DISC CLUTCH	1	1 R DRIVE	Y	
6	30100-H0101	ASSY=DISC CLUTCH (AKEBONO A=90)	1	1 R DRIVE SEDAN		
7	30210-10000	ASSY=COVER CLUTCH (320 + 25 OR 320 + 25) KG	1	1 R DRIVE		
8	30210-10005	ASSY=COVER CLUTCH	1	1 R DRIVE PICK-UP		Y
9	30210-10001	ASSY=COVER CLUTCH (320 + 25 OR 320 + 25) KG	1	1 R DRIVE		
10	30210-10006	ASSY=COVER CLUTCH	1	1 R DRIVE SEDAN		Y
11	30200-10000	ASSY=COVER W/DIAPHRAM	1	1 R DRIVE		
12	30200-10001	COMP=COVER CLUTCH	1	R DRIVE		
13	30213-10000	PLATE=PRESSURE	1	1 R DRIVE		
14	30213-10001	PLATE=PRESSURE	1	1 R DRIVE		
15	30231-10000	PLATE=HANGER	3	10 R DRIVE		
16	30231-10001	PLATE=HANGER	3	10 R DRIVE		Y
17	00120-62010	BOLT FIXING COVER	6	50 R DRIVE		

S	KEY NO.	PART NO.	PART NAME	QTY	SALES UNIT	MODEL	ICA
18	08915-23610	WASHER-LOCK FIXING COVER	6	90	R DRIVE		
19	30520-18001	ASSY-SHAFT, CLUTCH RELEASE	1	1	R DRIVE		
20	30520-00100	ASSY-SHAFT CLUTCH RELEASE	1	1	R DRIVE		
21	30538-18001	PIN-TAPER, RELEASE YOKE	2	10	R DRIVE		
22	30538-00300	PIN-TAPER RELEASE YOKE	2	5	R DRIVE		
23	30515-18000	YOK=CLUTCH RELEASE	1	1	R DRIVE		
24	30515-00300	YOK=CLUTCH RELEASE	1	5	R DRIVE		
25	30533-18001	SPRING-RETURN, CLUTCH YOKE	1	10	R DRIVE		
26	30533-00300	SPRING-RETURN CLUTCH YOKE	1	10	R DRIVE		
27	30533-00301	SPRING-RETURN, CLUTCH YOKE	1		R DRIVE		Y
28	30514-18001	SPRING-HOLDER, BEARING SLEEVE	1	5	R DRIVE		
29	30514-00300	SPRING-HOLDER BEARING SLEEVE	1	10	R DRIVE		
30	30501-18000	SLEEVE-BEARING, CLUTCH RELEASE	1	1	R DRIVE		
31	30502-18001	BEARING-CLUTCH RELEASE	1	1	R DRIVE		
32	30404-18000	RING-HORN, CLUTCH RELEASE SHAFT	2	20	R DRIVE		
33	30403-18000	CAP-HORN, CLUTCH RELEASE SHAFT	2	10	R DRIVE		

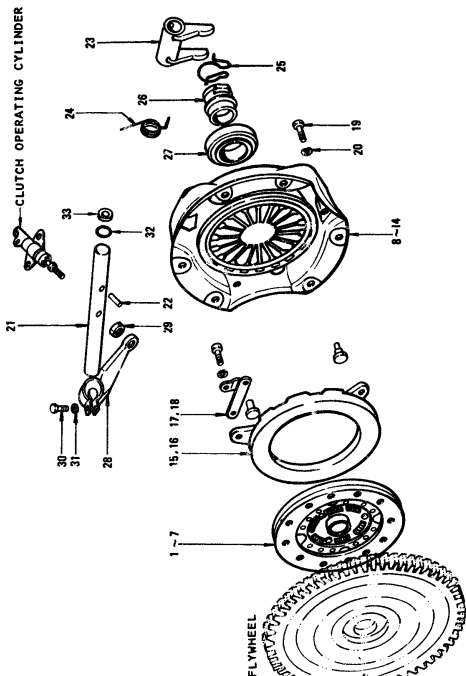
M-11132

L4

FIG 32A

NISSAN MOTOR CO., LTD.

CLUTCH(HYDRAULIC CONTROL)



M-1135

NISSAN MOTOR CO., LTD.

FIG 32A

S	KEY NO.	PART NO.	PART NAME	QTY	SALES UNIT	MODEL	ICA
---	---------	----------	-----------	-----	------------	-------	-----

CLUTCH(HYDRAULIC CONTROL)

• 1	30100-18002	ASSY=DISC,CLUTCH(C40C)	1		L DRIVE		
• 2	30100-18003	ASSY=DISC,CLUTCH(HITAC HI N)	1	1	L DRIVE		Y
• 3	30100-18005	ASSY=DISC,CLUTCH(HITAC HI N)	1	1	L DRIVE		Y
• 4	30100-18006	ASSY=DISC CLUTCH	1	1	L DRIVE		Y
• 5	30100-18009	ASSY=DISC CLUTCH	1		L DRIVE PICK-UP		C
• 6	30100-H0100	ASSY=DISC CLUTCH	1	1	L DRIVE		Y
• 7	30100-H0101	ASSY=DISC CLUTCH (AKEBONO A=50)	1	1	L DRIVE SEDAN		
• 8	30210-18000	ASSY=COVER,CLUTCH	1	1	OP L DRIVE		
• 9	30210-18005	ASSY=COVER CLUTCH	1	1	L DRIVE PICK-UP		Y
• 10	30210-18001	ASSY=COVER CLUTCH (250 + 25 OR 250 - 25) KG	1	1	L DRIVE		
• 11	30210-18006	ASSY=COVER CLUTCH	1	1	L DRIVE SEDAN		Y
• 12	30209-18000	ASSY=COVER W/DIAPHRAN (NOT FOR SALE)	1	1	L DRIVE		
• 13	30209-18001	COMP=COVER CLUTCH	1		L DRIVE		
• 14	30200-18006	CLUTCH COVER	1		L DRIVE		Y
• 15	30213-18000	PLATE=PRESSURE	1	1	L DRIVE		
• 16	30213-18001	PLATE=PRESSURE	1	1	L DRIVE		
• 17	30201-18000	PLATE=HANGER	3	10	L DRIVE		
• 18	30201-18001	PLATE=HANGER	3	10	L DRIVE		Y

32-A-1

L5

FIG 32 A

NISSAN MOTOR CO., LTD.

S	KEY NO.	PART NO.	PART NAME	QTY	SALES UNIT	MODEL	ICA
	19	08120-62010	BOLT FIXING COVER	6	50	L DRIVE	
	20	08915-23610	WASHER-LOCK FIXING COVER	6	50	L DRIVE	
	21	30522-24900	ASSY-SHAFT, CLUTCH RELEASE	1	1	L DRIVE	
	22	30538-18001	PIN-TAPER, RELEASE YOKE	2	10	L DRIVE	
	23	30515-18000	YOKE-CLUTCH RELEASE	1	1	L DRIVE	
	24	30533-24900	SPRING-RETURN, CLUTCH YOKE	1	5	L DRIVE	
	25	30514-18001	SPRING-HOLDER, BEARING SLEEVE	1	5	L DRIVE	
	26	30501-18000	SLEEVE-BEARING, CLUTCH RELEASE	1	1	L DRIVE	
	27	30502-18001	BEARING-CLUTCH RELEASE	1	1	L DRIVE	
	28	30524-24900	LEVER-WITH DRAVAL	1	1	L DRIVE	
	29	30547-78001	NUT-PUSH, WITH DRAVAL LEVER	1	10	L DRIVE	
	30	08120-82010	BOLT FIXING WITHDRAWAL LEVER	1	50	L DRIVE	
	31	08915-23810	WASHER-SPRING	1	50	L DRIVE	
	32	30404-18000	RING-10" CLUTCH RELEASE SHAFT	2	20	L DRIVE	
	33	30403-18000	CAP-10 RING, CLUTCH RELEASE SHAFT	2	10	L DRIVE	

K11-1

32-A- 2

REVISED: DECEMBER, 1970

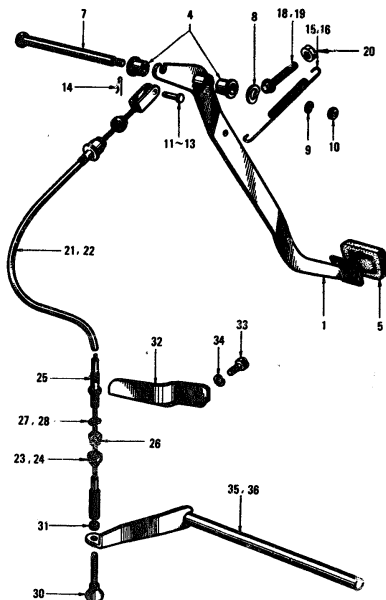
Printed in Japan

L6

FIG 33-1

NISSAN MOTOR CO., LTD.

CLUTCH PEDAL & LINKAGE (R DRIVE)



REVISED: DECEMBER, 1970

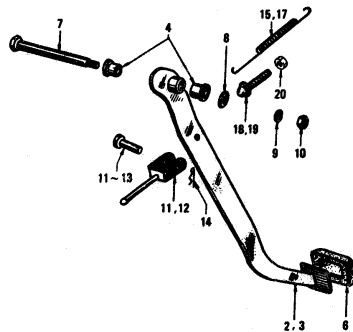
-F33-1-

Printed in Japan

NISSAN MOTOR CO., LTD.

FIG 33-2

CLUTCH PEDAL & LINKAGE (L DRIVE)



NOTE; KEY NO. 13 WITH KEY NO. 14, 15 INTERCHANGEABLE
WITH THE FORMER PIN.

REVISED: DECEMBER, 1970

-F33-2-

Printed in Japan

S	KEY NO.	PART NO.	PART NAME	QTY	SALES UNIT	MODEL	ICA
---	---------	----------	-----------	-----	------------	-------	-----

CLUTCH PEDAL & LINKAGE

1	46540-18001	ASSY=PEDAL, CLUTCH	1	1	R DRIVE		
2	46540-24900	ASSY=PEDAL CLUTCH (TO SEP-68)	1	1	L DRIVE		
3	46540-H0100	ASSY=PEDAL CLUTCH (FROM OCT-68)	1	1	L DRIVE	N	
4	46525-18000	RUSH=FULCRUM, CLUTCH PEDAL	2	10	ALL		
5	46531-18001	COVER=PEDAL PAD	1	5	R DRIVE		
6	46531-24900	COVER=PEDAL PAD	1	5	L DRIVE		
7	46560-18000	PIN=FULCRUM, CLUTCH PEDAL	1	5	ALL		
8	46483-10800	WASHER=SPRING	1	10	ALL		
9	08915-14010	WASHER=LOCK	1	50	ALL		
10	08911-14010	NUT	1	50	ALL		
11	46123-08700	PIN=CLEVIS	1		ALL		
12	46123-73002	PIN=CLEVIS	1	10	ALL	Y	
13	46123-21001	PIN=CLEVIS (FROM OCT-68)	1	10	ALL	C	
14	34485-14805	PIN=SPRING (FROM OCT-68)	1	50	ALL	C	
15	46585-18001	SPRING=RETURN (TO SEP-68)	1	5	ALL		
16	46585-18001	SPRING RETURN (FROM OCT-68)	1	5	R DRIVE	Y	
17	46585-27700	SPRING RETURN (FROM OCT-68)	1		L DRIVE	N	
18	46510-18000	STOPPER=PEDAL	1	5	ALL		

33- 1

REVISED: DECEMBER, 1970

Printed in Japan

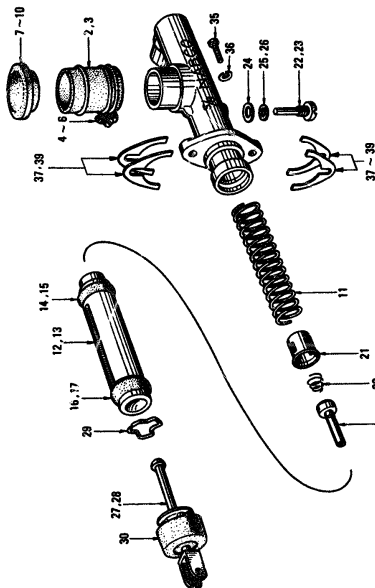
S	KEY NO.	PART NO.	PART NAME	QTY	SALES UNIT	MODEL	ICA
19	46510-18001	STOPPER=PEDAL (FROM C/ #010-027952)	1	5	ALL	N	
20	08911-33810	NUT	1	50	ALL		
21	30670-18002	ASSY=CABLE, CLUTCH OPERATING	1	5	R DRIVE		
22	30670-27700	ASSY=CABLE, CLUTCH OPERATING	1	5	R DRIVE	Y	
23	00670-18001	COVER=DUST CLUTCH PEDAL SIDE	1		R DRIVE		
24	00670-18002	COVER DUST CLUTCH RELEASE SIDE	1	10	R DRIVE		
25	00670-18003	DAMPER=RUBBER A	1	10	R DRIVE		
26	00670-18004	DAMPER=RUBBER B	1	10	R DRIVE		
27	00670-18005	WASHER A (NOT FOR SALE)	1		R DRIVE		
28	00670-18006	WASHER B (NOT FOR SALE)	1		R DRIVE		
29	30678-18000	SHIM CLUTCH CABLE UPPER BRACKET	1	10	R DRIVE		
30	30671-18000	BOLT=CLUTCH CABLE	1	5	R DRIVE		
31	08911-30610	NUT	1	50	R DRIVE		
32	30676-18002	BRACKET=CLUTCH CABLE LOWER	1	1	R DRIVE		
33	08110-81610	BOLT FIXING BRACKET	1	50	R DRIVE		
34	08915-13810	WASHER=LOCK FIXING BRACKET	1	50	R DRIVE		
35	30520-18001	ASSY=SHAFT, CLUTCH RELEASE	1	1	R DRIVE		
36	30520-00100	ASSY=SHAFT CLUTCH RELEASE	1	1	R DRIVE		

33- 2

REVISED: DECEMBER, 1970

Printed in Japan

CLUTCH MASTER CYLINDER (L DRIVE)



NOTE: KEY NO. 1 ASSY-CYLINDER CLUTCH MASTER
INCLUDES KEY NO. 2 ~ 30

S	KEY NO.	PART NO.	PART NAME	QTY	SALES UNIT	MODEL	ICA
---	---------	----------	-----------	-----	------------	-------	-----

CLUTCH MASTER CYLINDER (L DRIVE)

1	30610-24900	ASSY-CYLINDER CLUTCH MASTER (3/8" NABCO/TOKICO)	1	1	L DRIVE	
2	46090-10600	RESERVOIR=BRAKE OIL (NABCO)	1	1	L DRIVE	
3	46090-10610	RESERVOIR=BRAKE OIL (TOKICO)	1	1	L DRIVE	
4	46016-12200	ASSY=BAND OIL RESERVOIR (NABCO)	1	5	L DRIVE	
5	46016-14600	OIL RESERVOIR BAND ASSY	1		L DRIVE	Y
6	46016-10610	ASSY=BAND OIL RESERVOIR (TOKICO)	1	5	L DRIVE	
7	46020-18000	SET-CAP OIL RESERVOIR (NABCO)	1	5	L DRIVE	
8	46020-28600	SET-CAP OIL RESERVOIR (NABCO)	1	5	L DRIVE	Y
9	46020-E0300	SET-CAP OIL RESERVOIR (NABCO)	1	10	L DRIVE STD EXC PICK-UP	Y
10	46020-10611	SET-CAP OIL RESERVOIR (TOKICO)	1	✓	L DRIVE	
11	46061-30000	SPRING=PISTON CLUTCH MASTER (NABCO/TOKICO)	1	5	L DRIVE	
12	46076-08700	ASSY=PISTON CLUTCH MASTER (NABCO)	1	1	L DRIVE	
13	46077-08710	ASSY=PISTON CLUTCH MASTER (TOKICO)	1	5	L DRIVE	
14	46064-30002	CUP=PISTON (P) (NABCO)	1	10	L DRIVE	
15	46064-10610	CUP=PISTON (TOKICO)	1	10	L DRIVE	

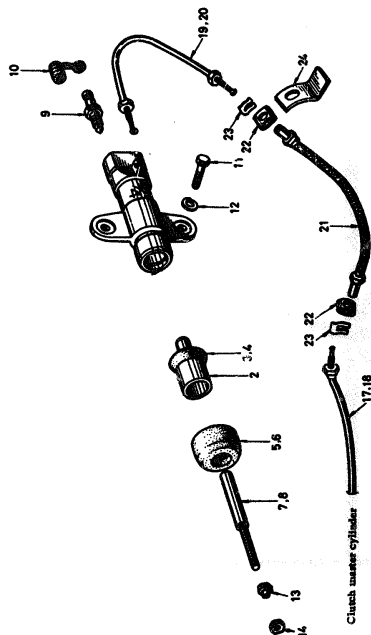
M-1145

S	KEY NO.	PART NO.	PART NAME	QTY	SALES UNIT	MODEL	ICA
16	46065-15200	CUP-PISTON (S)(NABCO)	1	10	L DRIVE		
17	46065-10610	CUP-PISTON (S)(TOKICO)	1	10	L DRIVE		
18	46073-30800	ASSY=VALVE INLET (NABCO)	1	10	L DRIVE		
19	46073-10610	ASSY=VALVE INLET (TOKICO)	1	10	L DRIVE		
20	46056-27260	SPRING=VALVE INLET (NABCO/TOKICO)	1	10	L DRIVE		
21	46076-30800	RETAINER=SPRING (NABCO/TOKICO)	1	10	L DRIVE		
22	46032-27260	PIN=RELEASE INLET VALV E (NABCO)	1	10	L DRIVE		
23	46032-10610	PIN=RELEASE INLET VALV E (TOKICO)	1	10	L DRIVE		
24	46043-27260	PACKING (NABCO)	1	50	L DRIVE		
25	46079-27260	RING="O" (NABCO)	1	10	L DRIVE		
26	46079-10610	RING="O" (TOKICO)	1	10	L DRIVE		
27	30631-24900	ASSY=ROD PUSH (NABCO)	1	1	L DRIVE		
28	30631-24910	ASSY=ROD PUSH (TOKICO)	1	5	L DRIVE		
29	46070-27260	RING=SNAP(NABCO/TOKICO)	1	50	L DRIVE		
30	46100-27260	COVER=DUST (NABCO/TOKICO)	1	10	L DRIVE		
31	30610-10625	REPAIR KIT="A" (NABCO)	1	1	L DRIVE		
32	30610-08726	REPAIR KIT="B" (NABCO)	1	1	L DRIVE		
33	30610-10627	REPAIR KIT="A"(TOKICO)	1	1	L DRIVE		
34	30610-10628	REPAIR KIT="B"(TOKICO)	1	1	L DRIVE		
35	03110-04510	BOLT=HEX M8 X 1.25	2	25	L DRIVE		
36	00915-23810	WASHER=LOCK M8	2	50	L DRIVE		
37	30611-27260	SHIM(1,6T)	AR	50	L DRIVE		

K-1107

S	KEY NO.	PART NO.	PART NAME	QTY	SALES UNIT	MODEL	ICA
	38	30612-27260	SHIM(0.8T)	AR	50	L DRIVE	
	39	30613-27260	SHIM(0.5T)	AR	50	L DRIVE	

CLUTCH OPERATING CYLINDER (L DRIVE)



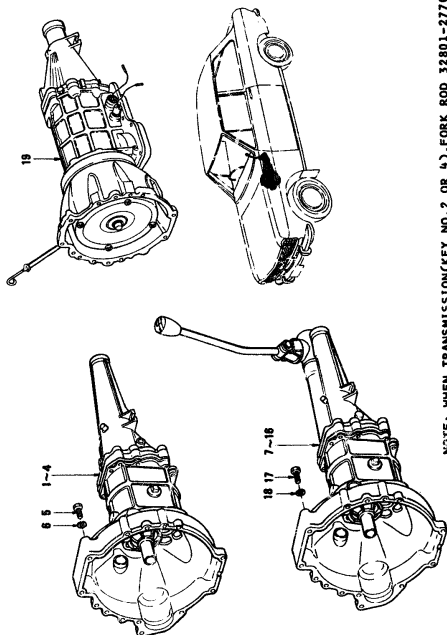
S	KEY NO.	PART NO.	PART NAME	QTY	SALES UNIT	MODEL	ICA
---	---------	----------	-----------	-----	------------	-------	-----

CLUTCH OPERATING CYLINDER (L DRIVE)

1	30620-24900	ASSY-CYLINDER, CLUTCH OPERATING (NABCO)	1	1	L DRIVE		
2	30625-27260	PISTON-CLUTCH OPERATING CYLINDER	1	10	L DRIVE		
3	30624-30002	CUP-PISTON	1	50	L DRIVE		
4	30624-21000	CUP-PISTON	1	20	L DRIVE 4 SPEED		Y
5	30627-76000	COVER-CLUTCH OPERATING CYLINDER	1	5	L DRIVE		
6	30627-29500	COVER-CLUTCH OPERATING CYLINDER	1	5	L DRIVE 4 SPEED		Y
7	30628-24900	ROD-PUSH, CLUTCH OPERATING CYLINDER	1	10	L DRIVE		
8	30628-24901	ROD-PUSH CLUTCH OPERATING CYLINDER	1		L DRIVE 4 SPEED		Y
9	41128-18000	SCREW-BLEEDER	1	10	L DRIVE		
10	41129-30001	CAP-BLEEDER SCREW	1	10	L DRIVE		
11	08120-83010	BOLT M8 X 1.25 TO FIX CLUTCH OPERATING CYLINDER	2	50	L DRIVE		
12	08915-23810	WASHER-LOCK M8 TO FIX CLUTCH OPERATING CYLINDER	2	50	L DRIVE		
13	30547-78001	NUT-PUSH	1	10	L DRIVE		
14	08911-30810	NUT-PAL	1	50	L DRIVE		
15	30620-76027	REPAIR KIT-A (NABCO) (INC KEY NOS. 3, 4, 5, 8)	1	1	L DRIVE		
16	30620-76028	REPAIR KIT-B (NABCO) (INC KEY NOS. 1, 2, 3, 4, 5, 8)	1	1	L DRIVE		

S	KEY NO.	PART NO.	PART NAME	QTY	SALES UNIT	MODEL	ICA
•	17	46410-24900	ASSY-TUBE, CLUTCH MASTER TO NOSE	1		L DRIVE	
	18	46410-24901	ASSY-TUBE, CLUTCH MASTER TO NOSE	1	5	L DRIVE	Y
•	19	30650-24900	ASSY-TUBE, OPERATING TO NOSE	1		L DRIVE	
	20	30650-24901	ASSY-TUBE, OPERATING TO NOSE	1	5	ALL	Y
	21	46212-24900	ASSY-HOSE,	1	2	L DRIVE	
	22	46205-61000	PLATE-LOCK, BRACKET	2	10	L DRIVE	
	23	45206-18000	SPRING-LOCK, BRACKET	2	5	L DRIVE	
	24	46215-24900	BRACKET-CLUTCH NOSE	1	5	L DRIVE	

TRANSMISSION ASSEMBLIES



NOTE: WHEN TRANSMISSION KEY NO. 2 OR 4, FORK ROD 32801-27700 AND REVERSE LAMP SW 32005-21000 ARE REPLACED TOGETHER, THEY ARE INTERCHANGEABLE

M-1003

KEY NO.	PART NO.	PART NAME	QTY	SALES UNIT	MODEL	ICA
---------	----------	-----------	-----	------------	-------	-----

TRANSMISSION ASSEMBLIES

1	32010-18051	ASSY-TRANSMISSION 15/4	1		SEDAN 3 SPEED	
2	32010-18053	ASSY-TRANSMISSION 15/4 (FROM OCT-67)	1	1	SEDAN 3 SPEED	C
3	32010-18050	ASSY-TRANSMISSION 16/4	1		VAN 3 SPEED	
4	32010-18052	ASSY-TRANSMISSION 16/4 (FROM OCT-67)	1	1	VAN 3 SPEED	C
5	00120-89510	BOLT FIXING TRANSMISSION	6	25	3 SPEED	
6	00915-13810	WASHER-LOCK FIXING TRANSMISSION	6	50	3 SPEED	
7	32010-25751	ASSY-TRANSMISSION 15/4	1	1	GT BTF	
8	32010-25750	ASSY-TRANSMISSION 16/4	1	1	VT & COUPE	
9	32010-25753	ASSY-TRANSMISSION 16/4 F4H56L	1	1	T	
10	32010-25752	ASSY-TRANSMISSION 17/4 F4H56L	1	1	PICK-UP R DRIVE	N
11	32010-25754	ASSY-TRANSMISSION 15/4 F4H56L	1	1	OP PICK-UP L DRIVE	N
12	32010-24951	ASSY-TRANSMISSION 15/4	1	1	BLT BLTF	
13	32010-24950	ASSY-TRANSMISSION 16/4	1	1	VL7	
14	32010-24953	ASSY-TRANSMISSION 16/4 F4H56L	1	1	LT	
15	32010-24952	ASSY-TRANSMISSION 17/4 F4H56L	1	1	PICK-UP L DRIVE	N
16	32010-24954	ASSY-TRANSMISSION 15/4 F4H56L	1	1	OP PICK-UP L DRIVE	N

L13

FIG 33C

NISSAN MOTOR CO., LTD.

S	KEY NO.	PART NO.	PART NAME	QTY	SALES UNIT	MODEL	ICA
	17	00120-05910	BOLT-FIXING TRANSMISSION	6	25	4 SPEED	
	18	00919-13010	WASHER-LOCK FIXING TRANSMISSION	6	50	4 SPEED	
	19	31000-M0150	ASSY-TRANSMISSION AUTOMATIC 3M71A	1		AUTOMATIC	

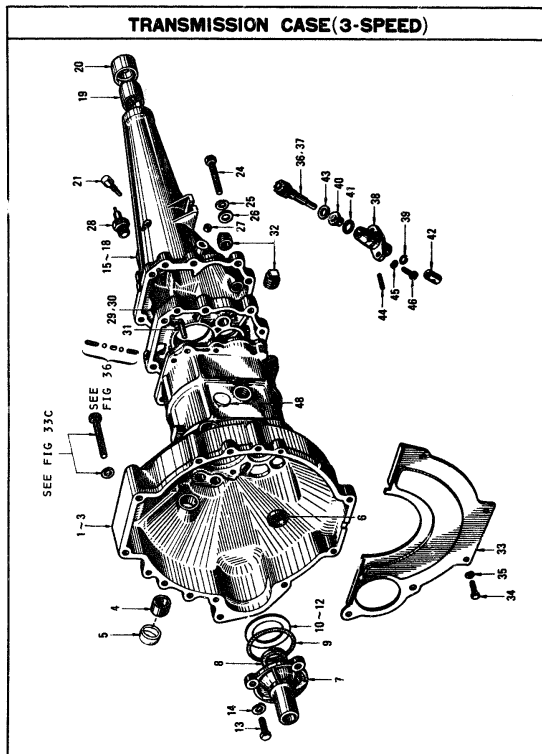
M-1000

REVISED: SEPTEMBER, 1970

33-C- 2

Printed in Japan

TRANSMISSION CASE(3-SPEED)



S	KEY NO.	PART NO.	PART NAME	QTY	SALES UNIT	MODEL	ICA
---	---------	----------	-----------	-----	------------	-------	-----

TRANSMISSION CASE(3-SPEED)

•	1	32100-10000	CMP.-CASE, TRANSMISSIO N	1	1	3 SPEED	
•	2	32100-H0100	TRANSMISSION CASE COMPLETE	1	1	3 SPEED	Y
	3	32100-H0130	TRANSMISSION CASE COMPLETE	1	1	3 SPEED	Y
	4	30402-10000	BUSHING-CLUTCH SHAFT	2	5	3 SPEED	
	5	30406-10000	SEAL-OIL, CLUTCH SHAFT	1	10	3 SPEED	
	6	32102-10000	PLUG-WELCH	1	10	3 SPEED	
	7	32110-10000	ASSY-COVER, TRANSMISSIO N CASE	1	1	3 SPEED	
	8	32113-13200	SEAL-OIL, FRONT COVER	1	10	3 SPEED	
	9	32112-10000	RING-OIL, FRONT COVER	1	10	3 SPEED	
	10	32208-10000	SHIM-ADJUSTING, FRONT C A OVER(0,9T)	1	10	3 SPEED	
	11	32208-10001	SHIM-ADJUSTING, FRONT C A OVER(0,2T)	1	1	3 SPEED	
	12	32208-10002	SHIM-ADJUSTING, FRONT C A OVER(0,1T)	1	10	3 SPEED	
	13	00120-02510	BOLT FIXING FRONT COVE R	3	50	3 SPEED	
	14	00915-13610	WASHER-LOCK FIXING PRO NT COVER	3	50	3 SPEED	
•	15	32130-10000	REAR EXTENSION ASSY R,D,C	1	1	3 SPEED	
	16	32130-10030	REAR EXTENSION ASSY R,D,C	1	1	3 SPEED	Y
•	17	32130-H0100	REAR EXTENSION ASSY P,D,C	1	1	3 SPEED	

S	KEY NO.	PART NO.	PART NAME	QTY	SALES UNIT	MODEL	ICA
	18	32130-H0130	REAR EXTENSION ASSY P.D.C	1	1	3 SPEED	Y
	19	32132-10000	BUSH-REAR EXTENSION	1	1	3 SPEED	
	20	32136-10001	SEAL-OIL, REAR EXTENSION	1	5	3 SPEED	
	21	30322-14601	ASSY-BREATHER	1	10	3 SPEED	
	22	32139-10000	RING-FELT	1	3	3 SPEED	
	23	32136-10001	RING-FELT	1	5	3 SPEED	Y
	24	00120-09910	BOLT FIXING REAR EXTENSION	6	25	3 SPEED	
	25	00915-13610	WASHER-LOCK FIXING REAR EXTENSION	6	50	3 SPEED	
	26	00915-43610	WASHER-PLAIN FIXING REAR EXTENSION	1	50	3 SPEED	
	27	32139-10000	PLUG-WELCH, REAR EXTENSION	2	10	3 SPEED	
	28	32100-10100	PLUG-REVERSE LAMP SWITCH	1	10	3 SPEED	
	29	32137-10000	ASSY-PLATE, ADAPTER	1	1	3 SPEED	
	30	32137-H1000	ASSY-PLATE ADAPTER	1	1	3 SPEED	Y
	31	32133-10000	PIN-DOWEL, REAR EXTENSION	2	10	3 SPEED	
	32	00935-10810	PLUG	2	10	3 SPEED	
	33	30422-10000	COVER-DUST, CLUTCH HOUSING	1	1	3 SPEED	
	34	00110-61010	BOLT FIXING DUST COVER	3	50	3 SPEED	
	35	00915-13610	WASHER-LOCK FIXING DUST COVER	3	50	3 SPEED	
	36	32703-10001	ASSY-PINION, SPEEDOMETER (13T)	1	1	SEDAN 3 SPEED	
	37	32703-10000	ASSY-PINION, SPEEDOMETER (16T)	1	1	VAN 3 SPEED	

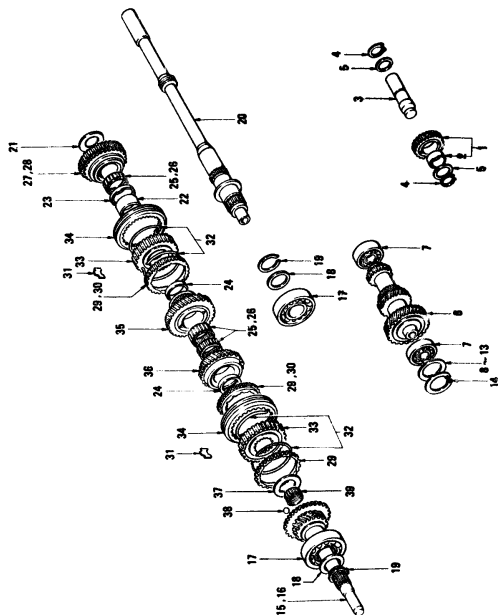
S	KEY NO.	PART NO.	PART NAME	QTY	SALES UNIT	MODEL	ICA
	38	32707-10000	ASSY-SLEEVE, SPEEDOMETER	1	1	3 SPEED	
	39	32709-10000	*O-RING-SPEEDOMETER PINION	1	10	3 SPEED	
	40	32717-10000	RETAINER-*O-RING PINION SLEEVE	1	10	3 SPEED	
	41	32710-10000	*O-RING-SPEEDOMETER SLEEVE	1	10	3 SPEED	
	42	32719-10000	BUSHING-SLEEVE	1	10	3 SPEED	
	43	32708-10000	WASHER-SPEEDOMETER PINION	1	10	3 SPEED	
	44	32712-10000	PIN-RETAINING	1	10	3 SPEED	
	45	00915-13610	WASHER-LOCK FIXING SPEEDOMETER SLEEVE	2	50	3 SPEED	
	46	00110-61610	BOLT FIXING SPEEDOMETER SLEEVE	2	50	3 SPEED	
	47	32113-13225	KIT-RINGS & SEALS	1	1	3 SPEED	
	48	00933-32500	PLUG	1	10	3 SPEED	

L16

FIG 34 A

NISSAN MOTOR CO., LTD.

TRANSMISSION GEAR(3-SPEED)



M-1087

NISSAN MOTOR CO., LTD.

FIG 34 A

S	KEY NO.	PART NO.	PART NAME	QTY	SALES UNIT	MODEL	ICA
---	---------	----------	-----------	-----	------------	-------	-----

TRANSMISSION GEAR(3-SPEED)

1	32200-10000	ASSY=GEAR, REVERSE IDLE R(17T)	1	1	3 SPEED		
2	32203-10000	BUSHING=GEAR, REVERSE IDLER	1	10	3 SPEED		
3	32201-10001	SHAFT=REVERSE IDLER	1	1	3 SPEED		
4	32205-10000	RING=SNAP, REVERSE IDLER	2	10	3 SPEED		
5	32206-10001	WASHER=THRUST, REVERSE IDLER	2	10	3 SPEED		
6	32213-10001	ASSY=GEAR, COUNTER(29T, 22T, 19T, 13T)	1	1	3 SPEED		
7	32219-10000	BEARING=BALL, COUNTER SHAFT	2	1	3 SPEED		
8	32224-10001	WASHER=ADJUSTING, COUNTER BEARING(0, 8T)	AR	9	3 SPEED		
9	32224-10002	WASHER=ADJUSTING, COUNTER BEARING(0, 9T)	AR	10	3 SPEED		
10	32224-10003	WASHER=ADJUSTING, COUNTER BEARING(1, 0T)	AR	10	3 SPEED		
11	32224-10004	WASHER=ADJUSTING, COUNTER BEARING(1, 1T)	AR	10	3 SPEED		
12	32224-10005	WASHER=ADJUSTING, COUNTER BEARING(1, 2T)	AR	10	3 SPEED		
13	32224-10006	WASHER=ADJUSTING, COUNTER BEARING(1, 3T)	AR	10	3 SPEED		
14	00922-24000	RING=SNAP, COUNTER BRG	1	10	3 SPEED		
15	32200-10000	ASSY=GEAR, MAIN DRIVE(19T, 30T)	1	1	3 SPEED		
16	32200-M1000	ASSY=GEAR MAIN DRIVE (19T, 30T)	1	1	3 SPEED		Y

REVISED: SEPTEMBER, 1970

-F34A-1-

Printed in Japan

REVISED: SEPTEMBER, 1970

34-A-1

Printed in Japan

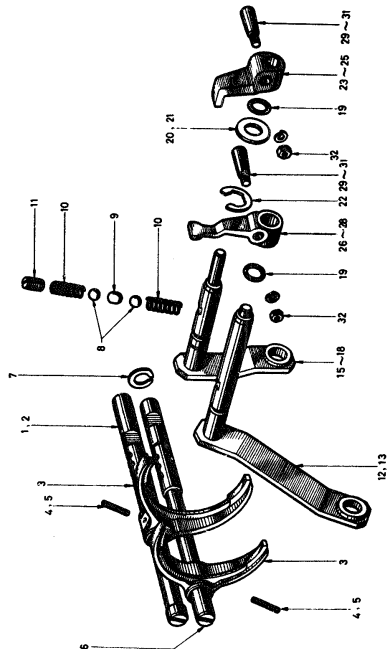
S	KEY NO.	PART NO.	PART NAME	QTY	SALES UNIT	MODEL	ICA
	17	32203-18000	BEARING-BALL, MAIN SHAFT	2	1	3 SPEED	
	18	32205-18000	WASHER-MAIN BEARING	2	10	3 SPEED	
	19	32204-18000	RING-SNAP, MAIN DRIVE GEAR & MAIN SHAFT	2	10	3 SPEED	
	20	32241-18000	SHAFT-MAIN (26T, 18T, 4T)	1	1	3 SPEED	
	21	32246-18000	WASHER-THRUST, MAIN SHAFT	1	10	3 SPEED	
	22	32253-18000	BUSHING-MAIN SHAFT, REVERSE GEAR	1	5	3 SPEED	
	23	32253-H1000	BUSHING-MAIN SHAFT REVERSE GEAR	1		3 SPEED	
	24	32236-18000	SPACER-NEEDLE BEARING	3	10	3 SPEED	
	25	32264-18000	BEARING-NEEDLE, MAIN SHAFT	3	1	3 SPEED	
	26	32264-H1000	BEARING-NEEDLE MAIN SHAFT	3	1	3 SPEED	Y
	27	32230-18000	ASSY-GEAR, REVERSE, MAIN SHAFT (31T)	1	1	3 SPEED	
	28	32230-H0100	ASSY-GEAR REVERSE MAIN	1	1	3 SPEED	Y
	29	32604-18000	RING-BAULK	3	9	3 SPEED	
	30	32604-H1000	RING-BAULK	2	9	3 SPEED	Y
	31	32609-18000	INSERT-SHIFTING	6	10	3 SPEED	
	32	32603-18000	SPRING-SYNCHRONIZER	4	10	3 SPEED	
	33	32601-18000	HUB-SYNCHRONIZER	2	1	3 SPEED	
	34	32606-18000	SLEEVE-COUPLING	2	1	3 SPEED	
	35	32250-18000	ASSY-GEAR, 1ST SPEED (31T)	1	1	3 SPEED	
	36	32260-18000	ASSY-GEAR, 2ND SPEED (25T)	1	1	3 SPEED	

M-1000

S	KEY NO.	PART NO.	PART NAME	QTY	SALES UNIT	MODEL	ICA
	37	32265-18000	WASHER-THRUST, SYNCHRONIZER HUB	1	5	3 SPEED	
	38	32720-14600	BALL-STEEL	1	10	3 SPEED	
	39	32272-18000	BEARING-PIVOT, MAIN SHAFT	1	5	3 SPEED	

TRANSMISSION GEAR SHIFTING (3-SPEED)

Note: ① When fork rod (Key No.2) and 32005-21000 rev. lamp SW are replaced together, they are interchangeable.
② Key No. 17 with 21 is interchangeable with Key No.16 with 20.



S	KEY NO.	PART NO.	PART NAME	QTY	SALES UNIT	MODEL	ICA
---	---------	----------	-----------	-----	------------	-------	-----

TRANSMISSION GEAR SHIFTING (3-SPEED)

1	32001-10000	ROD-FORK, REVERSE & 1ST	1	1	3 SPEED		
2	32001-27700	ROD-FORK REVERSE & 1ST (FROM OCT-67)	1	1	3 SPEED		C
3	32005-10000	FORK-SHIFT	2	1	3 SPEED		
4	32292-14600	PIN-RETAINING, FORK	2	10	3 SPEED		
5	32293-73200	PIN-RETAINING, FORK	2	10	3 SPEED		N
6	32009-10000	ROD-FORK, 2ND & 3RD	1	1	3 SPEED		
7	32003-10000	RING-STOPPER	1	10	3 SPEED		
8	32029-26760	BALL-CHECKING	2	90	3 SPEED		
9	32032-10000	PLUNGER-INTER LOCK	1	10	3 SPEED		
10	32030-10000	SPRING-CHECKING BALL	2	10	3 SPEED		
11	32034-10000	PLUS-CHECKING	1	10	3 SPEED		
12	32910-10001	COMP.=SHAFT, CROSS, 1ST & REVERSE	1	1	3 SPEED		
13	32910-10002	COMP.=SHAFT, CROSS, 1ST & REVERSE	1	1	3 SPEED		N
14	32910-10003	SHAFT-CROSS, 1ST & REV. (FROM C/8510-69237, V810-70962)	1	1	3 SPEED		N
15	32000-10001	COMP.=SHAFT, CROSS, 2ND & 3RD	1	1	3 SPEED		
16	32000-10002	COMP.=SHAFT, CROSS, 2ND & 3RD	1	1	3 SPEED		N
17	32000-10003	COMP.=SHAFT CROSS 2ND & 3RD	1	1	3 SPEED		C
18	32000-10004	COMP.=SHAFT CROSS 2ND & 3RD (FROM C/8510-69237, V810-70962)	1	1	3 SPEED		N

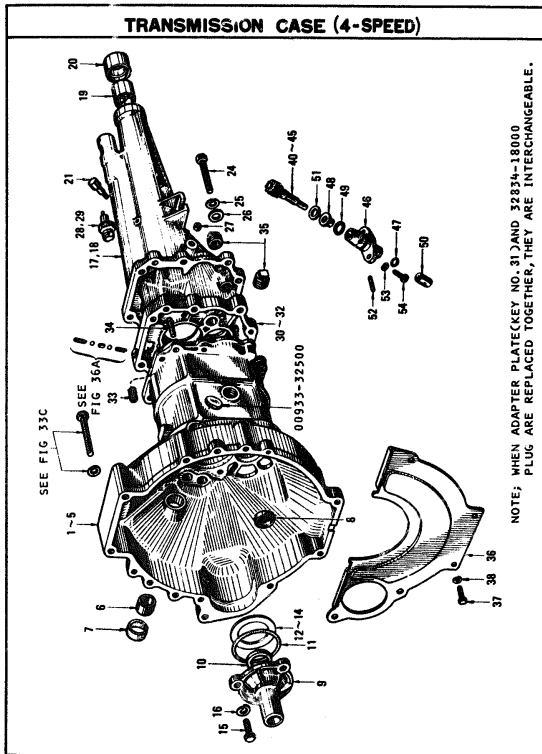
M3

FIG 34B

NISSAN MOTOR CO., LTD.

S KEY NO.	PART NO.	PART NAME	QTY	SALES UNIT	MODEL	ICA
19	32068-10000	RING="C", CROSS SHAFT	2	10	ALL	
20	32921-10000	WASHER=THRUST CROSS SHAFT	1	10	3 SPEED	
21	32921-10001	WASHER=THRUST CROSS SHAFT	1	1	3 SPEED	C
22	32924-10000	RING="E", CROSS SHAFT	1	10	3 SPEED	
23	32092-10002	LEVER=OPERATING, 2ND & 3RD SPEED	1	1	3 SPEED	
24	32092-10003	LEVER=OPERATING, 2ND & 3RD SPEED	1	1	3 SPEED	N
25	32092-10004	LEVER=2ND & 3RD (FROM C/8B10-69237, V8-70962)	1	1	3 SPEED	N
26	32912-10002	LEVER=OPERATING, 1ST & REVERSE SPEED	1	1	3 SPEED	
27	32912-10003	LEVER=OPERATING, 1ST & REVERSE SPEED	1	1	3 SPEED	N
28	32912-10004	LEVER=1ST & REV. (FROM C/8B10-69237, V810-70962)	1	1	3 SPEED	N
29	32917-10000	PIN=RETAINING	2	10	3 SPEED	
30	32917-10001	PIN=RETAINING	2	10	3 SPEED	Y
31	32917-10002	PIN=RETAINING (FROM C/8B10-69237, V810-70962)	2	10	3 SPEED	N
32	00911-30600	NUT FIXING OPERATING LEVER	2	50	3 SPEED	
33	00901-00100	38Y=FINISH, DOOR RED LH (FROM OCT-68)	1	1	PICK-UP	N

TRANSMISSION CASE (4-SPEED)



S	KEY NO.	PART NO.	PART NAME	QTY	SALES UNIT	MODEL	ICA
---	---------	----------	-----------	-----	------------	-------	-----

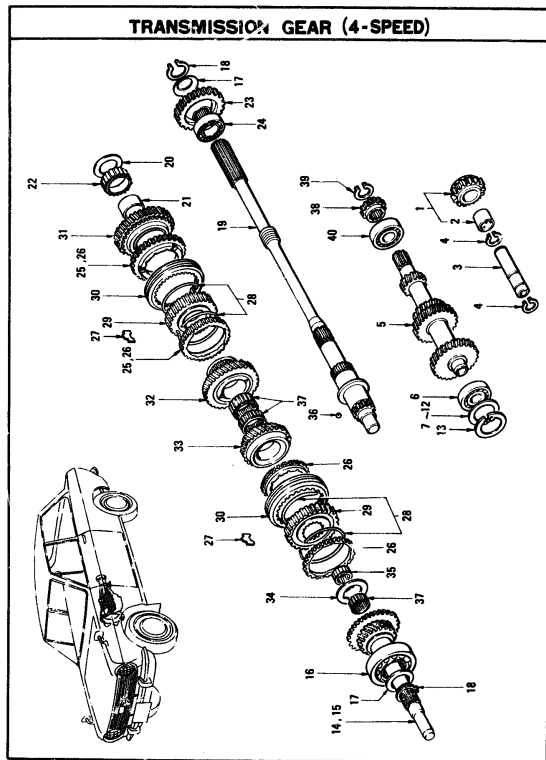
TRANSMISSION CASE (4-SPEED)

•	1	32100-16600	COMP.-CASE, TRANSMISSION	1	1	BY VT COUPE	
•	2	32100-M0100	TRANSMISSION CASE COMPLETE	1	1	4 SPEED	Y
	3	32100-M0130	TRANSMISSION CASE COMPLETE	1	1	4 SPEED	Y
•	4	32100-24900	TRANSMISSION CASE COMPLETE	1	1	4 SPEED FLOOR SHIFT	
	5	32100-24930	TRANSMISSION CASE COMPLETE	1	1	4 SPEED FLOOR SHIFT	Y
	6	30402-18000	BUSHING-CLUTCH SHAFT	1	5	4 SPEED	
	7	30406-18000	SEAL-OIL, CLUTCH SHAFT	1	10	4 SPEED	
	8	32102-18000	PLUG-WELCH	1	10	4 SPEED	
	9	32110-18000	ASBY-COVER, TRANSMISSION CASE	1	1	4 SPEED	
	10	32113-13200	SEAL-OIL, FRONT COVER	1	10	4 SPEED	
	11	32112-18000	RING-OIL, FRONT COVER	1	10	4 SPEED	
	12	32200-18000	SHIM-ADJUSTING, FRONT COVER (0, 3T)	10	4	4 SPEED	
	13	32200-18001	SHIM-ADJUSTING, FRONT COVER (0, 2T)	1	4	4 SPEED	
	14	32200-18002	SHIM-ADJUSTING, FRONT COVER (0, 1T)	10	4	4 SPEED	
	15	06120-02910	BOLT FIXING FRONT COVER	3	50	4 SPEED	
	16	06919-13010	WASHER-LOCK FIXING FRONT COVER	3	50	4 SPEED	

S	KEY NO.	PART NO.	PART NAME	QTY	SALES UNIT	MODEL	ICA
•	17	32130-24900	ASSY=EXTENSION, REAR	1	1	4 SPEED	
•	18	32130-H0110	ASSY=EXTENSION REAR P.D.C (FROM SEE FIG 34A)	1	1	4 SPEED	Y
	19	32132-18000	BUSH=REAR EXTENSION	1	1	4 SPEED	
	20	32136-10001	SEAL=OIL, REAR EXTENSION	1	5	4 SPEED	
	21	38322-14601	ASSY=BREATHER	1	10	4 SPEED	
•	22	32139-18000	RING=FELT	1	4	4 SPEED	
	23	32136-18001	RING=FELT	1	5	4 SPEED	Y
	24	08120-85510	BOLT FIXING REAR EXTENSION	8	25	4 SPEED	
	25	08915-13610	WASHER=LOCK FIXING REAR EXTENSION	8	50	4 SPEED	
	26	08915-43810	WASHER=PLAIN FIXING REAR EXTENSION	1	50	4 SPEED	
	27	32139-18000	PLUG=WELCH, REAR EXTENSION	2	10	4 SPEED	
•	28	32005-24900	ASSY=SWITCH, REVERSE LAMP	1	4	4 SPEED	
	29	32005-21100	ASSY=SWITCH REVERSE LAMP	1	1	4 SPEED	Y
•	30	32137-24900	ASSY=PLATE, ADAPTER	1	1	4 SPEED	
•	31	32137-H0100	ASSY=PLATE, ADAPTER	1	1	4 SPEED	C
	32	32137-H1010	ASSY=PLATE, ADAPTER	1	1	4 SPEED	Y
	33	32141-24900	BUSH=STRIKING ROD	1	10	4 SPEED	
	34	32133-18000	PIN=DOWEL, REAR EXTENSION	2	10	4 SPEED	
	35	00931-10610	PLUG	2	10	4 SPEED	
	36	30422-18000	COVER=DUST, CLUTCH HOUSING	1	2	4 SPEED	

S	KEY NO.	PART NO.	PART NAME	QTY	SALES UNIT	MODEL	ICA
	37	08110-61010	BOLT FIXING DUST COVER	3	50	4 SPEED	
	38	08915-13610	WASHER=LOCK FIXING DUST COVER	3	50	4 SPEED	
	39	32113-13225	KIT=RINGS & SEALS, TRANSMISSION REPAIR	1	1	4 SPEED	
	40	32703-18001	ASSY=PINION, SPEEDOMETER (17T)	1	1	SEDAN & COUPE	
	41	32703-18600	ASSY=PINION, SPEEDOMETER (16T)	1	1	VAN, PICK-UP	
	42	32703-15400	ASSY=PINION, SPEEDOMETER (17T)	1	1	PICK-UP	N
•	43	32702-15400	ASSY=PINION, SPEEDOMETER (17T)	1	1	OP PICK-UP	
	44	32703-15400	ASSY=PINION, SPEEDOMETER (17T)	1	1	OP PICK-UP	Y
	45	32703-18001	ASSY=PINION, SPEEDOMETER	1	1	OP PICK-UP	N
	46	32707-18000	ASSY=SLEEVE, SPEEDOMETER	1	1	ALL	
	47	32709-18000	WORMRING-SPEEDOMETER PINION	1	10	ALL	
	48	32717-18000	RETAINER=WORMRING PINION SLEEVE	1	10	ALL	
	49	32710-18000	WORMRING-SPEEDOMETER SLEEVE	1	10	ALL	
	50	32710-18000	BUSHING-SLEEVE	1	10	ALL	
	51	32708-18000	WASHER-SPEEDOMETER PINION	1	10	ALL	
	52	32712-18000	PIN=RETAINING	1	10	ALL	
	53	08915-13610	WASHER=LOCK FIXING SPEEDOMETER SLEEVE	2	50	ALL	
	54	08110-61610	BOLT FIXING SPEEDOMETER SLEEVE	2	50	ALL	

TRANSMISSION GEAR (4-SPEED)



KEY NO.	PART NO.	PART NAME	QTY	SALES UNIT	MODEL	ICA
---------	----------	-----------	-----	------------	-------	-----

TRANSMISSION GEAR (4-SPEED)

1	32280-24901	ASSY-GEAR, REVERSE IDLER (17T)	1	1	4 SPEED	
2	32283-24901	RUSHING-GEAR, REVERSE IDLER	1	10	4 SPEED	
3	32281-24900	SHAFT-REVERSE IDLER	1	1	4 SPEED	
4	32285-18000	RING-SNAP, REVERSE IDLER	2	10	4 SPEED	
5	32210-24900	ASSY-GEAR, COUNTER (29T, 29T, 19T, 13T, 13T)	1	1	4 SPEED	
6	32219-18000	BEARING-BALL, COUNTER SHAFT	2	1	4 SPEED	
7	32224-18001	WASHER-ADJUSTING, COUNTER BEARING (0, 8T)	5	4	SPEED	
8	32224-18002	WASHER-ADJUSTING, COUNTER BEARING (0, 9T)	AR	10	4 SPEED	
9	32224-18003	WASHER-ADJUSTING, COUNTER BEARING (1, 0T)	AR	10	4 SPEED	
10	32224-18004	WASHER-ADJUSTING, COUNTER BEARING (1, 1T)	AR	10	4 SPEED	
11	32224-18005	WASHER-ADJUSTING, COUNTER BEARING (1, 2T)	AR	10	4 SPEED	
12	32224-18006	WASHER-ADJUSTING, COUNTER BEARING (1, 3T)	AR	10	4 SPEED	
13	00922-24000	RING-SNAP, COUNTER BRG	1	10	4 SPEED	
14	32200-18000	ASSY-GEAR, MAIN DRIVE (19T, 30T)	1	1	4 SPEED	
15	32200-H1000	ASSY-GEAR MAIN DRIVE (10T 30T)	1	1	4 SPEED	Y
16	32203-18000	BEARING-BALL, MAIN SHAFT	2	1	4 SPEED	

NISSAN MOTOR CO., LTD.

S	KEY NO.	PART NO.	PART NAME	QTY	SALES UNIT	MODEL	ICA
17		32205-18000	WASHER-MAIN BEARING	2	10	4 SPEED	
18		32204-18000	RING-SNAP, MAIN DRIVE GEAR & MAIN SHAFT	2	10	4 SPEED	
19		32241-24900	SHAFT-MAIN (26T, 18T, 4T)	1	1	4 SPEED	
20		32246-18000	WASHER-THRUST, MAIN SHAFT	1	10	4 SPEED	
21		32253-18000	RUSHING-MAIN SHAFT, REVERSE GEAR	1	5	4 SPEED	
22		32264-24900	BEARING-NEEDLE, MAIN SHAFT	3	1	4 SPEED	
23		32245-24901	ASSY-GEAR, REVERSE, MAIN SHAFT (31T)	1	1	4 SPEED	
24		32273-24900	BEARING-BALL MAIN SHAFT	1	1	4 SPEED	
25		32604-18000	RING-BAULK	4	5	4 SPEED	
26		32604-18000	RING-BAULK	4	1	4 SPEED	
27		32609-18000	INSERT-SHIFTING	6	10	4 SPEED	
28		32603-18000	SPRING-SYNCHRONIZER	4	10	4 SPEED	
29		32601-18000	MUR-SYNCHRONIZER	2	1	4 SPEED	
30		32606-18000	SLEEVE-COUPPING	2	1	4 SPEED	
31		32230-24900	ASSY-GEAR, 1ST SPEED (32T)	1	1	4 SPEED	
32		32250-24900	ASSY-GEAR, 2ND SPEED (27T)	1	1	4 SPEED	
33		32260-24900	ASSY-GEAR, 3RD SPEED (23T)	1	1	4 SPEED	
34		32265-18000	WASHER-THRUST, SYNCHRONIZER MUR	1	5	4 SPEED	
35		32265-27700	ASSY-BEARING NEEDLE THRUST MAIN SHAFT	1	1	4 SPEED	
36		32720-14600	BALL-STEEL	1	10	4 SPEED	

35-A- 2

Printed in Japan

REVISED: JUNE, 1970

NISSAN MOTOR CO., LTD.

S	KEY NO.	PART NO.	PART NAME	QTY	SALES UNIT	MODEL	ICA
37		32272-18000	BEARING-PIVOT, MAIN SHAFT	1	5	4 SPEED	
38		32220-24901	GEAR-REVERSE COUNTER (13T)	1	1	4 SPEED	
39		00922-11700	RING-SNAP COUNTER REV	1	50	4 SPEED	
40		32223-24900	BEARING	1	1	4 SPEED	

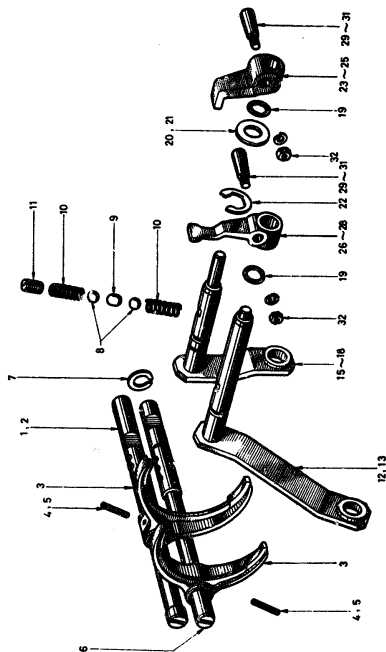
35-A- 3

Printed in Japan

REVISED: JUNE, 1970

TRANSMISSION GEAR SHIFTING (3-SPEED)

Note: ① When fork rod (Key No.2) and 32005-21000 rev. lamp SW are replaced together, they are interchangeable.
② Key No. 17 with 21 is interchangeable with Key No.16 with 20.



S	KEY NO.	PART NO.	PART NAME	QTY	SALES UNIT	MODEL	ICA
TRANSMISSION GEAR SHIFTING (3-SPEED)							
1	32801-18000	ROD-FORK, REVERSE & 1ST	1	1	3 SPEED		
2	32801-27700	ROD-FORK REVERSE & 1ST (FROM OCT-67)	1	1	3 SPEED		C
3	32005-18000	FORK-SHIFT	2	1	3 SPEED		
4	32292-14600	PIN-RETAINING, FORK	2	10	3 SPEED		
5	32293-73200	PIN-RETAINING, FORK	2	10	3 SPEED		N
6	32809-18000	ROD-FORK, 2ND & 3RD	1	1	3 SPEED		
7	32803-18000	RING-STOPPER	1	10	3 SPEED		
8	32829-26760	BALL-CHECKING	2	50	3 SPEED		
9	32832-18000	PLUNGER-INTER LOCK	1	10	3 SPEED		
10	32830-18000	SPRING-CHECKING BALL	2	10	3 SPEED		
11	32834-18000	PLUG-CHECKING	1	10	3 SPEED		
12	32910-18001	COMP.-SHAFT, CROSS, 1ST & REVERSE	1	1	3 SPEED		
13	32910-18002	COMP.-SHAFT, CROSS, 1ST & REVERSE	1	1	3 SPEED		N
14	32910-18003	SHAFT-CROSS, 1ST & REV. (FROM C/#810-69237, V81 0-70962)	1	1	3 SPEED		N
15	32880-18001	COMP.-SHAFT, CROSS, 2ND & 3RD	1	1	3 SPEED		
16	32880-18002	COMP.-SHAFT, CROSS, 2ND & 3RD	1	1	3 SPEED		N
17	32880-18003	COMP.-SHAFT CROSS 2ND & 3RD	1	1	3 SPEED		C
18	32880-18004	COMP.-SHAFT CROSS 2ND & 3RD (FROM C/#810-69237 V81 0-70962)	1	1	3 SPEED		N

M9

FIG. 36

NISSAN MOTOR CO., LTD.

S	KEY NO.	PART NO.	PART NAME	QTY	SALES UNIT	MODEL	ICA
	19	32868-18000	RING="D", CROSS SHAFT	2	10	ALL	
	20	32921-18000	WASHER-THRUST, CROSS SH AFT	1	10	3 SPEED	
	21	32921-18001	WASHER-THRUST CROSS SHAFT	1	1	3 SPEED	C
	22	32724-18000	RING="E", CROSS SHAFT	1	10	3 SPEED	
	23	32882-18002	LEVER-OPERATING, 2ND & 3RD SPEED	1	1	3 SPEED	
	24	32882-18003	LEVER-OPERATING, 2ND & 3RD SPEED	1	1	3 SPEED	N
	25	32882-18004	LEVER-2ND & 3RD (FROM C/#810-69237, VB-70962)	1	1	3 SPEED	N
	26	32912-18002	LEVER-OPERATING, 1ST & REVERSE SPEED	1	1	3 SPEED	
	27	32912-18003	LEVER-OPERATING, 1ST & REVERSE SPEED	1	1	3 SPEED	N
	28	32912-18004	LEVER-1ST & REV. (FROM C/#810-69237, VB10-7096 2)	1	1	3 SPEED	N
	29	32917-18000	PIN-RETAINING	2	10	3 SPEED	
	30	32917-18001	PIN-RETAINING	2	10	3 SPEED	Y
	31	32917-18002	PIN-RETAINING (FROM C/ #810-69237, VB10-70962)	2	10	3 SPEED	N
	32	08911-30600	NUT FIXING OPERATING L EVER	2	90	3 SPEED	
	33	80901-00100	ASSY-FINISH, DOOR RED LH (FROM OCT-68)	1	1	PICK-UP	N

REVISED: DECEMBER 1968

36- - 2

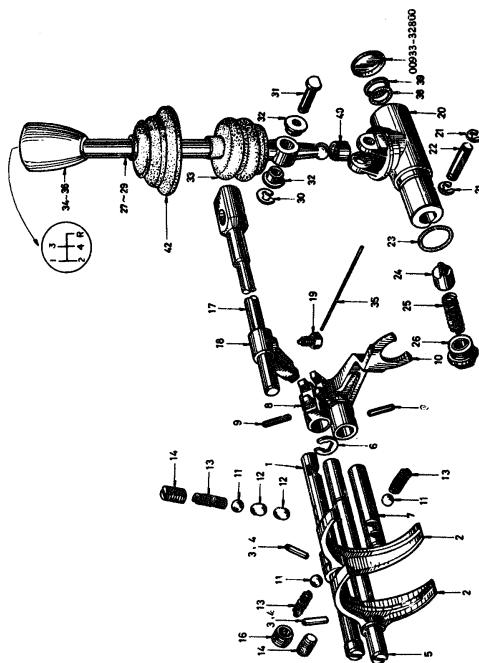
Printed in Japan

M10

FIG. 36A

NISSAN MOTOR CO., LTD.

TRANSMISSION GEAR SHIFTING(4-SPEED)



S	KEY NO.	PART NO.	PART NAME	QTY	SALES UNIT	MODEL	JCA
---	---------	----------	-----------	-----	------------	-------	-----

TRANSMISSION GEAR SHIFTING(4-SPEED)

1	32001-24901	ROD-FORK, 1ST & 2ND	1	1	4 SPEED		
2	32005-18000	FORK-SHIFT, 1ST & 2ND	2	1	4 SPEED		
3	32292-14600	PIN-RETAINING, FORK	2	10	4 SPEED		
4	32293-73200	PIN-RETAINING, FORK	2	10	4 SPEED		
5	32009-24900	ROD-FORK 3RD & 4TH	1	1	4 SPEED		
6	32003-24900	RING-STOPPER	1	50	4 SPEED		
7	32016-24901	ROD-FORK, REVERSE	1	1	4 SPEED		
8	32013-24901	BRACKET-ROD	1	1	4 SPEED		
9	32293-73200	PIN-RETAINING, FORK	2	10	4 SPEED		
10	32019-24901	FORK-SHIFT, REVERSE	1	1	4 SPEED		
11	32029-26760	BALL-CHECKING	3	50	4 SPEED		
12	32032-18000	PLUNGER-INTERLOCK	2	10	4 SPEED		
13	32030-18000	SPRING-CHECKING BALL	3	10	4 SPEED		
14	32034-18000	PLUG-CHECKING BALL	2	10	4 SPEED		
15	32035-24900	PLUG-CHECKING BALL 3RD & 4TH	1	10	4 SPEED		
16	32034-18000	PLUG-CHECKING BALL	3	10	4 SPEED		
17	32092-24901	ROD-STRIKING	1	1	4 SPEED		
18	32096-24901	LEVER-STRIKING	1	1	4 SPEED		
19	32097-24901	SCREW SET, STRIKING LEVER	1	10	4 SPEED		
20	32050-24901	ASSY-GUIDE, STRIKING ROD	1	1	4 SPEED		
21	32046-24900	RING-E	2	100	4 SPEED		

REVISED: MARCH, 1970

-F36A-1-

Printed in Japan

REVISED: MARCH, 1970

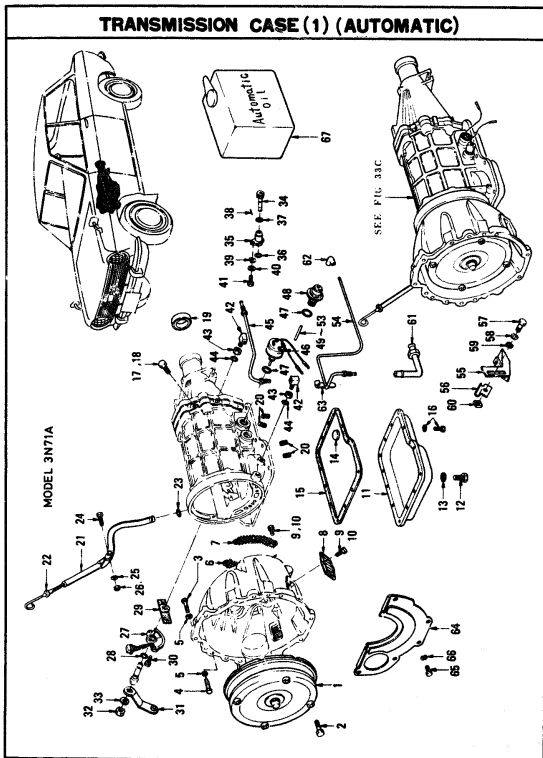
36-A- 1

Printed in Japan

S	KEY NO.	PART NO.	PART NAME	QTY	SALES UNIT	MODEL	ICA
	22	32847-24901	PIN-STOPPER, CONTROL ARM	1	5	4 SPEED	
	23	32848-24900	RING"O", CONTROL ARM	1	10	4 SPEED	
	24	32851-24900	PLUNGER, RETURN SPRING	1	10	4 SPEED	
	25	32852-24901	SPRING-RETURN	1	10	4 SPEED	
	26	32853-24900	PLUG-RETURN SPRING	1	10	4 SPEED	
	27	32840-24901	ASSY-LEVER, CONTROL	1	1	4 SPEED	
	28	32840-H0100	ASSY-LEVER, CONTROL	1	1	4 SPEED	Y
	29	32841-H0100	ASSY-LEVER CONTROL	1	1	4 SPEED	Y
	30	32854-24900	RING"E"	1	10	4 SPEED	
	31	32849-24900	PIN-CONTROL ARM	1	10	4 SPEED	
	32	32855-24900	BUSH-CONTROL LEVER	2	20	4 SPEED	
	33	32862-24900	ROOT-RUBBER, CONTROL LEVER	1	5	4 SPEED	
	34	32865-24901	KNOB-CONTROL LEVER (SHIFT PATTERN)	1		4 SPEED	
	35	32865-27700	KNOB-CONTROL LEVER (SHIFT PATTERN)	1	1	4 SPEED	Y
	36	32865-78601	KNOB-CONTROL	1	1	OP COUPE 4 SPEED	
	37	32804-24900	WIRE-LOCK	1	10	4 SPEED	
	38	32858-14600	RING"O", STRIKING ROD	1	10	4 SPEED	
	39	32857-14600	CAP"O"RING	1	10	4 SPEED	
	40	32861-24900	BUSHING-CONTROL LEVER HEAD	1	10	4 SPEED	
	41	32856-24901	SPRING-REVERSE CHECK	1	10	4 SPEED	
	42	74963-20900	BOOT-CONTROL LEVER	1	5	4 SPEED	

M-1118

TRANSMISSION CASE (1) (AUTOMATIC)



S	KEY NO.	PART NO.	PART NAME	Q'TY	SALES UNIT	MODEL	ICA
---	---------	----------	-----------	------	------------	-------	-----

TRANSMISSION CASE (1)(AUTOMATIC)

1	31100-40100	ASSY=CONVERTOR TORQUE	1	1	AUTOMATIC	
2	31009-20300	BOLT=CONVERTOR	4	10	AUTOMATIC	
3	00130-03010	BOLT T/M TO ENGINE	2	90	AUTOMATIC	
4	00130-05510	BOLT CONVERTER HOUSING	4	10	AUTOMATIC	
5	00915-13010	WASHER=LOCK	6	90	AUTOMATIC	
6	31304-20300	SCREEN=AIR INLET RH	1	5	AUTOMATIC	
7	31305-20300	SCREEN=AIR INLET LH	1	5	AUTOMATIC	
8	31307-20300	COMP=GUARD STONE	2	5	AUTOMATIC	
9	00310-51010	BOLT=SCREEN AND GUARD	8	90	AUTOMATIC	
10	00310-91012	BOLT=SCREEN AND GUARD	8	90	AUTOMATIC	Y
11	31390-20301	COMP=OIL PAN	1	1	AUTOMATIC	
12	31394-20300	PLUG=DRAIN	1	5	AUTOMATIC	
13	31395-20300	GASKET=DRAINPLUG	1	10	AUTOMATIC	
14	31396-20300	MAGNET=OIL PAN	1	5	AUTOMATIC	
15	31397-20301	GASKET=OIL PAN	1	10	AUTOMATIC	
16	00110-61210	BOLT WITH LOCK WASHER	14	90	AUTOMATIC	
17	31381-20301	BREATHER=AIR	1	AUTOMATIC		
18	31381-E4000	BREATHER=AIR	1	10	AUTOMATIC	Y
19	32136-07200	SEAL=OIL REAR EXTENSION	1	10	AUTOMATIC	
20	00931-10200	PLUG=OIL SQUARE HEAD	4	90	AUTOMATIC	
21	31080-20300	COMP=PIPE OIL CHARGING	1	1	AUTOMATIC	
22	31086-20301	COMP=GAUGE OIL LEVEL	1	1	AUTOMATIC	

M13

FIG 36 B

NISSAN MOTOR CO., LTD.

S	KEY NO.	PART NO.	PART NAME	QTY	SALES UNIT	MODEL	ICA
23	31084-20300	SEAL="O" RING	1	10	AUTOMATIC		
24	08110-63010	BOLT	1	50	AUTOMATIC		
25	08915-13010	WASHER=LOCK	1	50	AUTOMATIC		
26	08911-13010	NUT	1	50	AUTOMATIC		
27	31918-H0100	ASSY=SWITCH INHIBITOR	1	1	AUTOMATIC		
28	31916-H0101	SEAL="O"RING	1	20	AUTOMATIC		
29	31919-H0100	BASKET=INHIBITOR SWITCH	1	10	AUTOMATIC		
30	08160-61010	BOLT=INHIBITOR SWITCH	2	50	AUTOMATIC		
31	31913-H0100	LEVER=RANGE SELECT	1	1	AUTOMATIC		
32	08911-34410	NUT	1	50	AUTOMATIC		
33	08916-34410	WASHER=LOCK	1	10	AUTOMATIC		
34	32703-73702	PINION=SPEEDOMETER 1ST	1	1	AUTOMATIC		
35	32707-78000	SLEAVE=SPEEDOMETER PINION	1	1	AUTOMATIC		
36	32709-14600	SEAL=SPEEDOMETER PINION	1	10	AUTOMATIC		
37	32710-14600	RING="O"	1	10	AUTOMATIC		
38	32712-61000	PIN=RETAINING	1	10	AUTOMATIC		
39	32718-14600	PLATE=LOCK	1	10	AUTOMATIC		
40	08915-13610	WASHER=LOCK SPEEDOMETER	2	50	AUTOMATIC		
41	08110-61410	BOLT FIX SPEEDOMETER	2	50	AUTOMATIC		
42	31881-77550	CONNECTOR-OIL TUBE	2	5	AUTOMATIC		
43	31882-20300	NUT-OIL TUBE	2	50	AUTOMATIC		
44	31883-20301	RING="O"	2	20	AUTOMATIC		
45	31885-20300	COMP=TUBE	1	5	AUTOMATIC		

36-B- 2

REVISED: DECEMBER, 1970

Printed in Japan

NISSAN MOTOR CO., LTD.

FIG 36 B

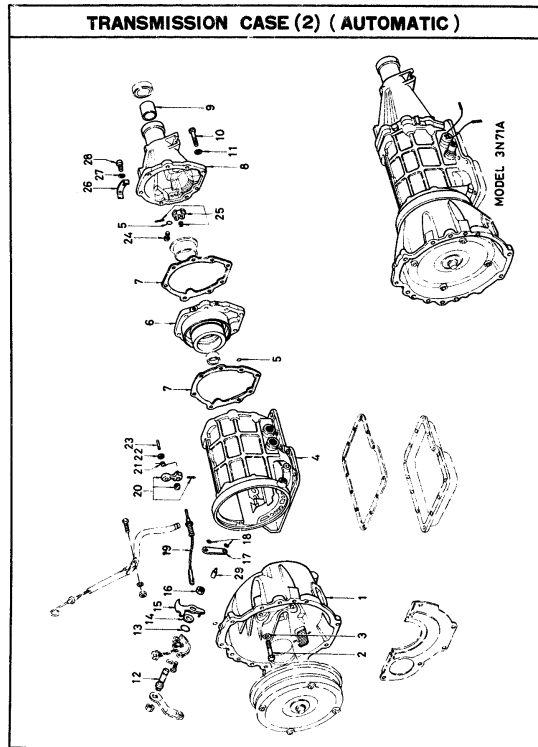
S	KEY NO.	PART NO.	PART NAME	QTY	SALES UNIT	MODEL	ICA
46	31941-H0101	ASSY=SOLENOID DOWN SHIFT	1	1	AUTOMATIC		
47	31933-20300	SEAL="O" RING	2	1	AUTOMATIC		
48	31931-H0101	ASSY=DIAPHRAGM VACUUM	1	1	AUTOMATIC		
49	31932-20303	ROD=DIAPHRAGM 29,0M/H	1	10	AUTOMATIC		
50	31932-20304	ROD=DIAPHRAGM 29,5M/H	1	10	AUTOMATIC		
51	31932-20300	ROD=DIAPHRAGM 30,0M/H	1	10	AUTOMATIC		
52	31932-20302	ROD=DIAPHRAGM 30,5M/H	1	10	AUTOMATIC		
53	31932-20301	ROD=DIAPHRAGM 31,0M/H	1	10	AUTOMATIC		
54	31061-20300	TUBE=VACUUM	1	1	AUTOMATIC		
55	31071-E4000	CLAMP=VACUUM TUBE	1	1	AUTOMATIC		
56	31072-E4000	CLAMP=VACUUM TUBE	1	10	AUTOMATIC		
57	08110-61210	BOLT	1	50	AUTOMATIC		
58	08915-13610	WASHER=LOCK	1	50	AUTOMATIC		
59	08915-43610	WASHER=PLAIN	1	50	AUTOMATIC		
60	08913-10610	NUT=SQUARE	1	50	AUTOMATIC		
61	31063-20300	CONNECTOR=VACUUM	1		AUTOMATIC		
62	31064-20300	TUBE=ELBOW	1	5	AUTOMATIC		
63	31065-20300	BRACKET=VACUUM	1	5	AUTOMATIC		
64	30422-18000	COVER=DUST	1	1	AUTOMATIC		
65	08110-61010	BOLT FIXING DUST COVER	3	50	AUTOMATIC		
66	08915-13610	WASHER=LOCK	3	50	AUTOMATIC		
67	01L07-00004	OIL-TORQUE CONVERTER (4LX6)(CALTEX TEXAMATIC)	1	1	AUTOMATIC		

36-B- 3

REVISED: DECEMBER, 1970

Printed in Japan

TRANSMISSION CASE (2) (AUTOMATIC)



S	KEY NO.	PART NO.	PART NAME	QTY	SALES UNIT	MODEL	ICA
---	---------	----------	-----------	-----	------------	-------	-----

TRANSMISSION CASE (2) (AUTOMATIC)

1	31301-20350	HOUSING-CONVERTER	1	AUTOMATIC
2	08121-04510	BOLT-CLUTCH HOUSING TO TRANSMISSION	6	AUTOMATIC
3	08916-34010	WASHER-EXTERNAL TEETH	6	AUTOMATIC
4	31311-20300	CASE-TRANSMISSION	1	AUTOMATIC
5	31984-20300	SEAL-"O" RING	5	AUTOMATIC
6	31370-20300	ASSY-FRANGE REAR	1	AUTOMATIC
7	31335-20300	GASKET-REAR EXTENSION	2	AUTOMATIC
8	31330-H0100	ASSY-EXTENSION REAR	1	AUTOMATIC
9	31332-77500	BUSHING-REAR EXTENSION	1	AUTOMATIC
10	08120-84010	BOLT-FIXING REAR EXTENSION	8	AUTOMATIC
11	08915-13810	WASHER-LOCK	8	AUTOMATIC
12	31921-H0100	SHAFT-MANUAL	1	AUTOMATIC
13	31914-20300	SEAL-"O" RING	1	AUTOMATIC
14	31922-20300	WASHER-MANUAL SHAFT	1	AUTOMATIC
15	31924-H0100	COMP-PLATE MANUAL	1	AUTOMATIC
16	08911-34400	NUT	1	AUTOMATIC
17	31961-20300	LEVER-PARKING	1	AUTOMATIC
18	31963-20300	RING-SNAP	2	AUTOMATIC
19	31970-H0100	COMP-ROD PARKING	1	AUTOMATIC
20	31990-20300	COMP-PAWL PARKING	1	AUTOMATIC
21	31988-20300	SPRING-RETURN PAWL	1	AUTOMATIC

M15

FIG. 36C

NISSAN MOTOR CO., LTD.

S	KEY NO.	PART NO.	PART NAME	QTY	SALES UNIT	MODEL	ICA
	22	31987-20300	SPACER-TUBE PAWL PARKING	1		AUTOMATIC	
	23	31986-20300	SHAFT-PAWL PARKING	1		AUTOMATIC	
	24	08160-61610	BOLT	2		AUTOMATIC	
	25	31980-20300	ASSY-SUPPORT ACTUATOR	1		AUTOMATIC	
	26	31382-20301	PLATE-BAFFLE AIR BREATHER	1		AUTOMATIC	
	27	08915-43510	WASHER-PLAIN	2		AUTOMATIC	
	28	08310-50810	SCREW	2		AUTOMATIC	
	29	31902-20300	PIN-PARKING LEVER	1		AUTOMATIC	

REVISED: APRIL, 1969

36-C- 2

Printed in Japan

M16

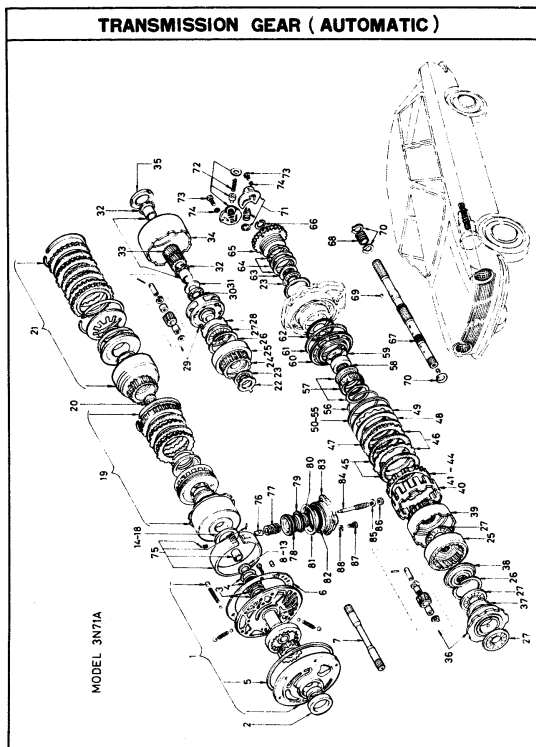
FIG. 36D

NISSAN MOTOR CO., LTD.

NISSAN MOTOR CO., LTD.

FIG. 36D

TRANSMISSION GEAR (AUTOMATIC)



S	KEY NO.	PART NO.	PART NAME	QTY	SALES UNIT	MODEL	ICA
---	---------	----------	-----------	-----	------------	-------	-----

TRANSMISSION GEAR (AUTOMATIC)

1	31340-20300	ASSY-OIL PUMP	1	AUTOMATIC
2	31344-20300	SEAL-OIL	1	AUTOMATIC
3	31361-20300	RING-SEAL 44D	2	AUTOMATIC
4	31362-20300	RING-SEAL 43D	2	AUTOMATIC
5	31363-20300	SEAL-LATHE CUT	1	AUTOMATIC
6	31366-20300	GASKET-OIL PUMP	1	AUTOMATIC
7	31411-20300	SHAFT-INPUT	1	AUTOMATIC
8	31556-20300	RACE-BEARING PUMP COVER 1.2 T USE FIT ONE	1	AUTOMATIC
9	31556-20301	RACE-BEARING PUMP COVER 1.4 T USE FIT ONE	1	AUTOMATIC
10	31556-20302	RACE-PF/RING PUMP COVER 1.6 T USE FIT ONE	1	AUTOMATIC
11	31556-20303	RACE-BEARING PUMP COVER 1.8 T USE FIT ONE	1	AUTOMATIC
12	31556-20304	RACE-BEARING PUMP COVER 2.0 T USE FIT ONE	1	AUTOMATIC
13	31556-20305	RACE-BEARING PUMP COVER 2.2 T USE FIT ONE	1	AUTOMATIC
14	31528-20310	WASHER-THRUST FRONT CLUTCH 1.9 T USE FIT ONE	1	AUTOAMTIC
15	31528-20311	WASHER-THRUST FRONT CLUTCH 2.1 T USE FIT ONE	1	AUTOMATIC

REVISED: APRIL, 1969

-F36D-1-

Printed in Japan

REVISED: APRIL, 1969

36-D- 1

Printed in Japan

N1

FIG 36 D

NISSAN MOTOR CO., LTD.

S	KEY NO.	PART NO.	PART NAME	QTY	SALES UNIT	MODEL	ICA
	16	31528-20312	WASHER-THRUST FRONT CLUTCH 2.3 T USE FIT ONE	1		AUTOMATIC	
	17	31528-20313	WASHER-THRUST FRONT CLUTCH 2.5 T USE FIT ONE	1		AUTOMATIC	
	18	31528-20314	WASHER-THRUST FRONT CLUTCH 2.7 T USE FIT ONE	1		AUTOMATIC	
	19	31510-H0100	ASSY-CLUTCH FRONT	1		AUTOMATIC	
	20	31555-20300	COMP-BEARING NEEDLE	1		AUTOMATIC	
	21	31540-H0100	ASSY-CLUTCH REAR	1		AUTOMATIC	
	22	31439-H0100	RACE-BEARING REAR CLUTCH DRUM	1		AUTOMATIC	
	23	31438-20300	COMP-BEARING NEEDLE	2		AUTOMATIC	
	24	31553-H0100	HUB-REAR CLUTCH	1		AUTOMATIC	
	25	31431-20300	GEAR-INTERNAL	2		AUTOMATIC	
	26	31433-20310	RING-SNAP	2		AUTOMATIC	
	27	31435-20300	COMP-BEARING NEEDLE	4		AUTOMATIC	
	28	31436-20300	RACE-BEARING FRONT PLANETARY GEAR	1		AUTOMATIC	
	29	31420-20300	COMP-CARRIER FRONT PLANETARY GEAR	1		AUTOMATIC	
	30	31428-20300	COMP-BEARING NEEDLE	1		AUTOMATIC	
	31	31429-20300	RACE-BEARING SUN GEAR	1		AUTOMATIC	
	32	31467-20300	RING-SNAP	2		AUTOMATIC	
	33	31460-20300	COMP-GEAR SUN	1		AUTOMATIC	
	34	31465-20300	SHELL-CONNECTING	1		AUTOMATIC	
	35	31466-20300	RACE-BEARING CONNECTING SHELL	1		AUTOMATIC	

REVISED: APRIL, 1969

36-D- 2

Printed in Japan

NISSAN MOTOR CO., LTD.

FIG 36 D

S	KEY NO.	PART NO.	PART NAME	QTY	SALES UNIT	MODEL	ICA
	36	31440-20300	COMP-CARRIER REAR PLANETARY GEAR	1		AUTOMATIC	
	37	31436-20300	RACE-BEARING PLANETARY CARRIER	1		AUTOMATIC	
	38	31452-20300	FLANGE-DRIVE INTERNAL	1		AUTOMATIC	
	39	31471-20300	DRUM-CONNECTING	1		AUTOMATIC	
	40	31643-20300	RING-CLUTCH LOW & REVERSE	1		AUTOMATIC	
	41	31667-20305	PLATE-RETAINING 10.4 T USE FIT ONE	1		AUTOMATIC	
	42	31667-20306	PLATE-RETAINING 10.6 T USE FIT ONE	1		AUTOMATIC	
	43	31667-20307	PLATE-RETAINING 10.8 T USE FIT ONE	1		AUTOMATIC	
	44	31667-20308	PLATE-RETAINING 11.0 T USE FIT ONE	1		AUTOMATIC	
	45	31662-20300	ASSY-PLATE DRIVE	2		AUTOMATIC	
	46	31666-20300	PLATE-DRIVEN	2		AUTOMATIC	
	47	31668-H0101	PLATE-DISHED	1		AUTOMATIC	
	48	31661-H0100	PLATE-PRESSURE	1		AUTOMATIC	
	49	31651-20300	SPRING-RETURN PISTON	1		AUTOMATIC	
	50	31652-20300	RETAINER-SPRING RETURN 2.0 T USE FIT ONE	1		AUTOMATIC	
	51	31652-20301	RETAINER-SPRING RETURN 2.2 T USE FIT ONE	1		AUTOMATIC	
	52	31652-20302	RETAINER-SPRING RETURN 2.4 T USE FIT ONE	1		AUTOMATIC	
	53	31652-20303	RETAINER-SPRING RETURN 2.1 T USE FIT ONE	1		AUTOMATIC	

REVISED: APRIL, 1969

36-D- 3

Printed in Japan

S	KEY NO.	PART NO.	PART NAME	QTY	SALES UNIT	MODEL	ICA
	54	31652-20304	RETAINER-SPRING RETURN 2.3 T USE FIT ONE	1		AUTOMATIC	
	55	31652-20305	RETAINER-SPRING RETURN 2.5 T USE FIT ONE	1		AUTOMATIC	
	56	31648-20300	RING-THRUST SPRING	1		AUTOMATIC	
	57	31473-20301	SET-CLUTCH ONE WAY & SIDE BEARING	1		AUTOMATIC	
	58	31472-20300	RACE-INNER ONE WAY CLUTCH	1		AUTOMATIC	
	59	31478-20300	WASHER-THRUST INNER	1		AUTOMATIC	
	60	31645-20300	PISTON-LOW & REVERSE BRAKE	1		AUTOMATIC	
	61	31646-20300	SEAL-LATHE CUT	1		AUTOMATIC	
	62	31647-20300	SEAL-"O" RING	1		AUTOMATIC	
	63	31489-20300	RACE-BEARING OIL DISTRIBUTOR	1		AUTOMATIC	
	64	31487-20300	RING-SEAL	3		AUTOMATIC	
	65	31486-20300	DISTRIBUTOR-OIL	1		AUTOMATIC	
	66	31491-20300	RING-SNAP	1		AUTOMATIC	
	67	31481-H0100	SHAFT-OUT PUT	1		AUTOMATIC	
	68	32701-20300	GEAR-DRIVE SPEEDOMETER ST	1		AUTOMATIC	
	69	32720-36900	BALL-STEEL	1		AUTOMATIC	
	70	00922-12800	RING-SNAP	3		AUTOMATIC	
	71	31860-20301	ASSY-GOVERNOR PRIMARY	1		AUTOMATIC	
	72	31870-H0100	ASSY-GOVERNOR SECONDARY	1		AUTOMATIC	
	73	08110-62000	BOLT FIXING GOVERNOR	4		AUTOMATIC	

S	KEY NO.	PART NO.	PART NAME	QTY	SALES UNIT	MODEL	ICA
	74	08915-13600	WASHER-LOCK FIXING GOVERNOR	4		AUTOMATIC	
	75	31630-H0100	ASSY-BAND BRAKE	1		AUTOMATIC	
	76	31624-20300	STRUT-BAND	1		AUTOMATIC	
	77	31621-20300	SPRING-RETURN PISTON	1		AUTOMATIC	
	78	31615-H0100	PISTON-BRAKE BAND SERVO	1		AUTOMATIC	
	79	31615-H0100	SEAL-RING LATHE CUT 80D	1		AUTOMATIC	
	80	31617-H0100	SEAL-RING LATHE CUT 42D	1		AUTOMATIC	
	81	31612-20300	SEAL-RING LATHE CUT 80D	1		AUTOMATIC	
	82	31628-20301	SEAL-"O" RING	1		AUTOMATIC	
	83	31611-H0100	RETAINER-BAND SERVO	1		AUTOMATIC	
	84	31618-20300	STEM-PISTON BAND SERVO	1		AUTOMATIC	
	85	08915-44200	WASHER-PLAIN FIXING STEM	1		AUTOMATIC	
	86	08911-34200	NUT-LOCK FIXING STEM	1		AUTOMATIC	
	87	08110-61600	BOLT FIXING SERVO	3		AUTOMATIC	
	88	08916-13600	WASHER-LOCK FIXING SERVO	3		AUTOMATIC	

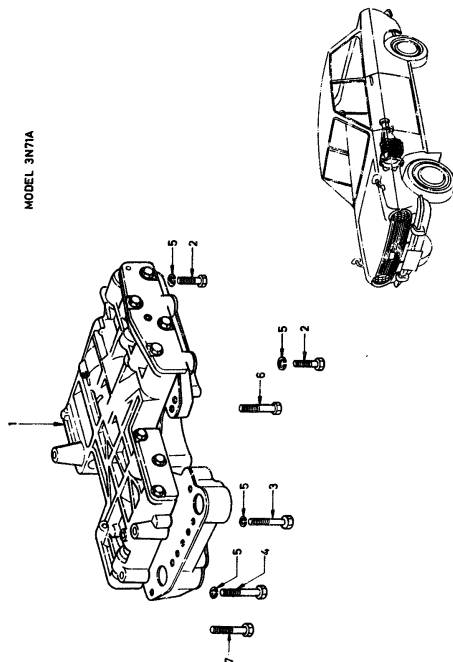
N3

FIG 36 E

NISSAN MOTOR CO., LTD.

TRANSMISSION CONTROL VALVE (AUTOMATIC)

MODEL 3NTA



REVISED: APRIL, 1969

-F36E-1-

Printed in Japan

NISSAN MOTOR CO., LTD.

FIG 36 E

KEY NO.	PART NO.	PART NAME	QTY	SALES UNIT	MODEL	ICA
---------	----------	-----------	-----	------------	-------	-----

TRANSMISSION CONTROL VALVE (AUTOMATIC)

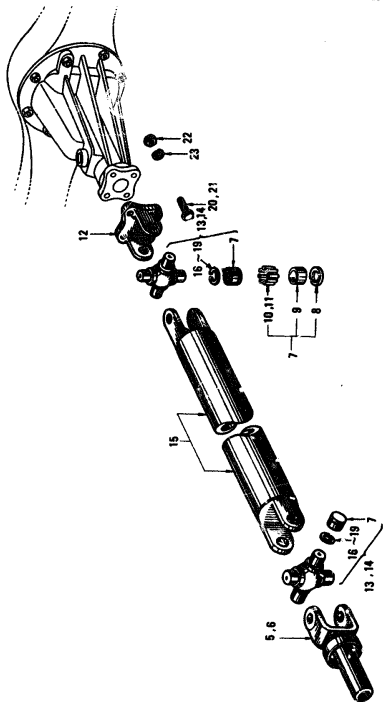
1	31705-H0100	ASSY-VALVE MAIN CONTROL	1		AUTOMATIC	
2	08120-62800	BOLT FIXING VALVE ASSY 28MM	4		AUTOMATIC	
3	08120-63500	BOLT FIXING VALVE ASSY 35 MM	2		AUTOMATIC	
4	08120-63800	BOLT FIXING VALVE ASSY 38 MM	2		AUTOMATIC	
5	08915-13610	WASHER	8		AUTOMATIC	
6	08360-54000	BOLT FIXING OIL STRAINER	10		AUTOMATIC	
7	08360-52500	BOLT	2		AUTOMATIC	

REVISED: APRIL, 1969

36-E-1

Printed in Japan

PROPELLER SHAFT



NOTE: KEY NO. 1 - 3 COMP-SHAFT PROPELLER WITH JOINT
INCLUDES KEY NO. 4 - 19

S	KEY NO.	PART NO.	PART NAME	QTY	SALES UNIT	MODEL	ICA
---	---------	----------	-----------	-----	------------	-------	-----

PROPELLER SHAFT

•	1	37000-18001	CUMP-SHAFT, PROPELLER WITH JOINT	1	1	HANUAL	
	2	37000-18002	CUMP-SHAFT, PROPELLER WITH JOINT	1		HANUAL	Y
	3	37000-20301	CUMP-SHAFT, PROPELLER WITH JOINT	1		AUTOMATIC	Y
	4	37210-18000	ASSY=PROPELLER SHAFT	1	1	ALL	
	5	37111-18001	ASSY=YOKES, SLEEVE	1	1	HANUAL	
	6	37111-20300	ASSY=YOKES, SLEEVE	1		AUTOMATIC	
•	7	37130-18000	ASSY=RACE, BEARING	8	2	ALL	
	8	37134-18000	SEAL-OIL BEARING RACE	8	10	ALL	
•	9	37131-18000	RACE-BEARING	8		ALL	
	10	37132-14600	ROLLER-NEEDLE	80		ALL	
	11	37132-14600	ROLLER-NEEDLE	80		ALL	
	12	37117-18000	YOKES-FLANGE	1	1	ALL	
•	13	37125-18000	ASSY=JOURNAL, WITH BEARING (NOT FOR SALE)	2		ALL	
•	14	37125-18025	XIT=JOURNAL	2	10	ALL	
	15	37125-H1025	CUMP-SHAFT, PROPELLER WITH JOINT	2	1	ALL	Y
	16	37146-18000	RING-SNAP, BEARING RACE USE, FIT ONE	8	10	ALL	
	17	37147-18000	RING-SNAP, BEARING RACE USE, FIT ONE	8	10	ALL	
	18	37148-18000	RING-SNAP, BEARING RACE USE, FIT ONE	8	10	ALL	

N5

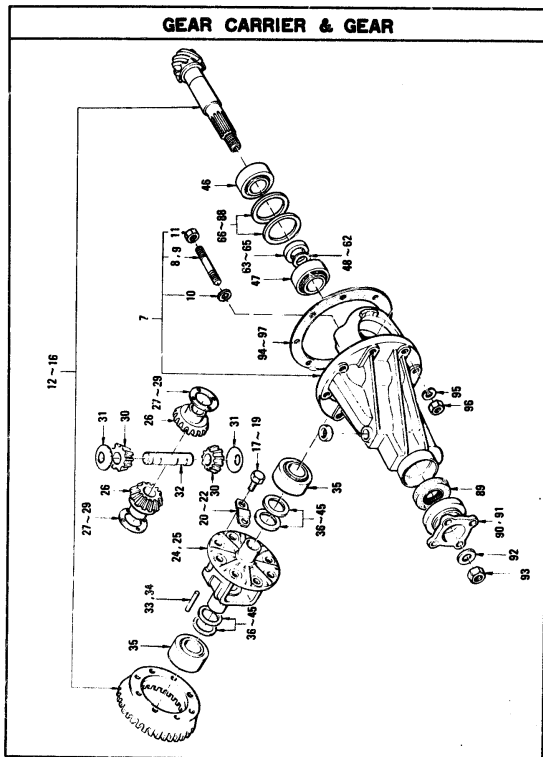
FIG. 37

NISSAN MOTOR CO., LTD.

S	KEY NO.	PART NO.	PART NAME	QTY	SALES UNIT	MODEL	ICA
	19	37149-58000	RING-SHAFT BEARING RACE USE, FIT ONE	8	10	ALL	
	20	00120-82210	PROPELLER SHAFT FIXING BOLT	4	50	ALL	
	21	01111-00061	PROPELLER SHAFT FIXING BOLT	1		ALL	Y
	22	00911-23810	NUT FIXING PROPELLER SHAFT	4	50	ALL	
	23	00913-13810	WASHER-LOCK FIXING PRO PELLER SHAFT	4	50	ALL	

H
H

GEAR CARRIER & GEAR



REVISED: SEPTEMBER, 1971

-P38-1-

Printed in Japan

KEY NO.	PART NO.	PART NAME	QTY	SALES UNIT	MODEL	ICA
---------	----------	-----------	-----	------------	-------	-----

GEAR CARRIER & GEAR

1	38300-18000	ASSY-CARRIER, WITH GEAR (J719T)	1	1	SEDAN & COUPE	
2	38300-H1100	ASSY-GEAR CARRIER (J719T)	1	1	OP PICK-UP Y	
3	38300-18100	ASSY-CARRIER, WITH GEAR (J719T)	1	1	VAN & PICK-UP	
4	38300-H0700	ASSY-GEAR CARRIER WITH GEAR (J719T)	1	1	VAN Y	
5	38300-19400	ASSY-CARRIER WITH GEAR (J719T)	1	1	OP PICK-UP	
6	38300-G0900	ASSY-GEAR CARRIER WITH GEAR (J719T)	1	1	PICK-UP Y	
7	38310-18000	COMP.-CARRIER, GEAR	1	1	ALL	
8	38315-18000	STUD FIXING DIFFERENTIAL BEARING CAP	4	10	ALL	
9	38315-18001	STUD FIXING DIFFERENTIAL BEARING CAP	4	10	ALL Y	
10	38317-18000	WASHER FIXING DIFFERENTIAL BEARING CAP	4	10	ALL	
11	38318-18000	NUT FIXING DIFFERENTIAL BEARING CAP	4	10	ALL	
12	38100-18000	SET-GEAR, HYPOID WITH PINION (J719T)	1	1	SEDAN & COUPE	
13	38100-18100	SET-GEAR, HYPOID WITH PINION (J719T)	1	1	VAN & PICK-UP	
14	38100-19400	SET-GEAR, HYPOID WITH PINION (J719T)	1	1	OP PICK-UP	
15	38100-G0400	SET-GEAR, HYPOID WITH PINION (J719T) (FROM 00-69)	1	1	OP PICK-UP N	

38-1

Printed in Japan

REVISED: SEPTEMBER, 1971

S	KEY NO.	PART NO.	PART NAME	QTY	SALES UNIT	MODEL	ICA
	16	38108-H0700	SET-GEAR HYPLOID WITH PINION (35/87)	1	1	VAN	
	17	38102-18000	ROLT-DRIVE GEAR	8	10	ALL	
	18	38102-18100	BOLT-DRIVE GEAR	8	10	ALL EXC PICK-UP	Y
	19	38102-00300	ROLT-DRIVE GEAR	8	10	PICK-UP	
	20	38103-18001	STRAP-LOCK BOLT	4	10	ALL	
	21	38103-18100	STRAP-LOCK BOLT	4	10	ALL EXC PICK-UP	Y
	22	38103-00400	STRAP-LOCK ROLT	4	10	PICK-UP	
	23	38420-18001	ASBY-CASE & GEAR, DIFFERENTIAL	1	1	ALL	
	24	38421-18001	CASE-DIFFERENTIAL GEAR	1	1	ALL EXC PICK-UP	
	25	38421-00500	CASE-DIFFERENTIAL GEAR	4	1	PICK-UP	
	26	38423-18000	GEAR-SIDE, DIFFERENTIAL BEVEL	2	1	ALL	
	27	38424-18000	WASHER-THRUST, SIDE GEAR	AR	10	ALL	
	28	38424-18001	WASHER-THRUST, SIDE GEAR	AR	10	ALL	
	29	38424-18002	WASHER-THRUST, SIDE GEAR	AR	10	ALL	
	30	38425-18000	MATE-PINION, DIFFERENTIAL BEVEL	2	1	ALL	
	31	38426-18000	WASHER-THRUST, PINION MATE	2	10	ALL	
	32	38427-18000	SHAFT-PINION MATE	1	1	ALL	
	33	38428-18000	PIN-LOCK, PINION SHAFT	1	10	ALL	
	34	38428-00400	PIN-LOCK, PINION SHAFT	1	10	PICK-UP	
	35	38440-14361	ASBY-BEARING, DIFFERENTIAL SIDE	2	1	ALL	

38- = 2

Printed in Japan

REVISED: SEPTEMBER, 1971

S	KEY NO.	PART NO.	PART NAME	QTY	SALES UNIT	MODEL	ICA
	36	38453-18000	SHIM-ADJUSTING, DRIVE GEAR (0.05T)	AR	10	ALL EXC PICK-UP	
	37	38453-H1000	DRIVE GEAR ADJUSTING SHIM	AR	10	PICK-UP	
	38	38454-18000	SHIM-ADJUSTING, DRIVE GEAR (0.375T)	AR	10	ALL EXC PICK-UP	
	39	38454-H1000	DRIVE GEAR ADJUSTING SHIM	AR	10	PICK-UP	
	40	38455-18000	SHIM-ADJUSTING, DRIVE GEAR (0.125T)	AR	10	ALL EXC PICK-UP	
	41	38455-H1000	DRIVE GEAR ADJUSTING SHIM	AR	10	PICK-UP	
	42	38456-18000	SHIM-ADJUSTING, DRIVE GEAR (0.25T)	AR	10	ALL EXC PICK-UP	
	43	38456-H1000	DRIVE GEAR ADJUSTING SHIM	AR	10	PICK-UP	
	44	38457-18000	SHIM-ADJUSTING, DRIVE GEAR (0.5T)	AR	10	ALL EXC PICK-UP	
	45	38457-H1000	DRIVE GEAR ADJUSTING SHIM	AR	10	PICK-UP	
	46	38120-18000	ASBY-BEARING, DRIVE PINION, REAR	1	1	ALL	
	47	38140-18000	ASBY-BEARING, DRIVE PINION, FRONT	1	1	ALL	
	48	38125-18000	WASHER-ADJUSTING, DRIVE PINION BEARING	AR	10	ALL	
	49	38126-18000	WASHER-ADJUSTING, DRIVE PINION BEARING	AR	10	ALL	
	50	38127-18000	WASHER-ADJUSTING, DRIVE PINION BEARING	AR	10	ALL	
	51	38128-18000	WASHER-ADJUSTING, DRIVE PINION BEARING	AR	10	ALL	
	52	38129-18000	WASHER-ADJUSTING, DRIVE PINION BEARING	AR	10	ALL	

38- = 3

Printed in Japan

REVISED: SEPTEMBER, 1971

S	KEY NO.	PART NO.	PART NAME	QTY	SALES UNIT	MODEL	ICA
53	38130-18000	WASHER-ADJUSTING, DRIVE PINION BEARING	AR	10	ALL		
54	38131-18000	WASHER-ADJUSTING, DRIVE PINION BEARING	AR	10	ALL		
55	38132-18000	WASHER-ADJUSTING, DRIVE PINION BEARING	AR	10	ALL		
56	38133-18000	WASHER-ADJUSTING, DRIVE PINION BEARING	AR	10	ALL		
57	38134-18000	WASHER-ADJUSTING, DRIVE PINION BEARING	AR	10	ALL		
58	38135-18000	WASHER-ADJUSTING, DRIVE PINION BEARING	AR	10	ALL		
59	38136-18000	WASHER-ADJUSTING, DRIVE PINION BEARING	AR	10	ALL		
60	38137-18000	WASHER-ADJUSTING, DRIVE PINION BEARING	AR	5	ALL		
61	38138-18000	WASHER-ADJUSTING, DRIVE PINION BEARING	AR	10	ALL		
62	38139-18000	WASHER-ADJUSTING, DRIVE PINION BEARING	AR	10	ALL		
63	38165-18000	SPACER-DRIVE PINION BEARING	AR	10	ALL		
64	38166-18000	SPACER-DRIVE PINION BEARING	AR	10	ALL		
65	38167-18000	SPACER-DRIVE PINION BEARING	AR	10	ALL		
66	38153-18000	SHIM-ADJUSTING, DRIVE PINION(0,05T)	AR	10	ALL EXC PICK-UP		
67	38154-18000	SHIM-ADJUSTING, DRIVE PINION(0,075T)	AR	10	ALL EXC PICK-UP		
68	38155-18000	SHIM-ADJUSTING, DRIVE PINION(0,125T)	AR	10	ALL EXC PICK-UP		
69	38156-18000	SHIM-ADJUSTING, DRIVE PINION(0,25T)	AR	10	ALL EXC PICK-UP		

N-101

S	KEY NO.	PART NO.	PART NAME	QTY	SALES UNIT	MODEL	ICA
70	38157-18000	SHIM-ADJUSTING, DRIVE PINION(0,3T)	AR	10	ALL EXC PICK-UP		
71	38158-00400	SHIM-ADJUSTING, DRIVE PINION	AR	5	PICK-UP		
72	38159-00401	SHIM-ADJUSTING, DRIVE PINION	AR	5	PICK-UP		
73	38159-00402	SHIM-ADJUSTING, DRIVE PINION	AR	5	PICK-UP		
74	38159-00403	SHIM-ADJUSTING, DRIVE PINION	AR	5	PICK-UP		
75	38159-00404	SHIM-ADJUSTING, DRIVE PINION	AR	5	PICK-UP		
76	38159-00405	SHIM-ADJUSTING, DRIVE PINION	AR	5	PICK-UP		
77	38159-00406	SHIM-ADJUSTING, DRIVE PINION	AR	5	PICK-UP		
78	38159-00407	SHIM-ADJUSTING, DRIVE PINION	AR	5	PICK-UP		
79	38159-00408	SHIM-ADJUSTING, DRIVE PINION	AR	5	PICK-UP		
80	38159-00409	SHIM-ADJUSTING, DRIVE PINION	AR	10	PICK-UP		
81	38159-00410	SHIM-ADJUSTING, DRIVE PINION	AR	5	PICK-UP		
82	38159-00411	SHIM-ADJUSTING, DRIVE PINION	AR	5	PICK-UP		
83	38159-00412	SHIM-ADJUSTING, DRIVE PINION	AR	10	PICK-UP		
84	38159-00413	SHIM-ADJUSTING, DRIVE PINION	AR	10	PICK-UP		
85	38159-00414	SHIM-ADJUSTING, DRIVE PINION	AR	5	PICK-UP		
86	38159-00415	SHIM-ADJUSTING, DRIVE PINION	AR	10	PICK-UP		

N9

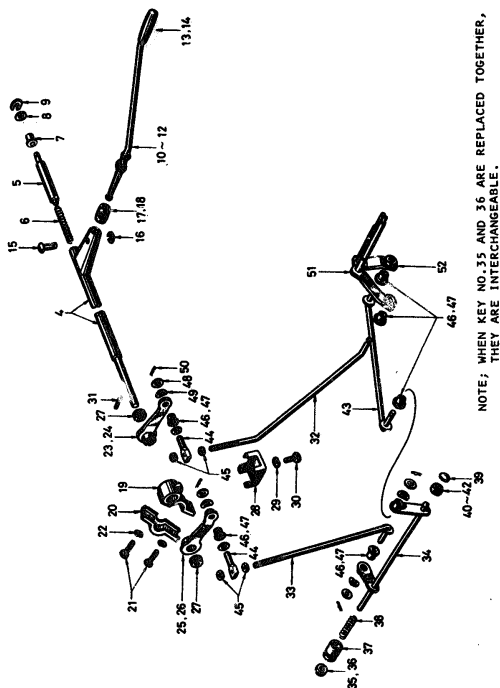
No 38

NISSAN MOTOR CO., LTD.

S	KEY NO.	PART NO.	PART NAME	QTY	SALES UNIT	MODEL	ICA
	87	38194-00416	SHIM-ADJUSTING, DRIVE PINION	AR	5	PICK-UP	
	88	38194-00417	SHIM-ADJUSTING, DRIVE PINION	AR	5	PICK-UP	
	89	38100-10000	SEAL-OIL, DRIVE PINION	1	10	ALL	
	90	38210-10000	ASSY-FLANGE, COMPANION & DUST SHIELD	1	1	ALL	
	91	38210-10001	ASSY-FLANGE, COMPANION & DUST SHIELD	1		ALL	Y
	92	38210-01000	WASHER-PLAIN	1	10	ALL	
	93	38270-10000	NUT-DRIVE PINION	1	10	ALL	
	94	38320-10000	GASKET-GEAR CARRIER	1		ALL	
	95	38320-10010	GASKET-GEAR CARRIER	1	10	ALL	Y
	96	38320-10100	GASKET-GEAR CARRIER	1	10	VAN	
	97	38320-10101	GASKET-GEAR CARRIER	1	10	VAN	
	98	08915-13810	WASHER-LOCK FIXING CARRIER	0	50	ALL	
	99	08911-13810	NUT FIXING CARRIER	0	50	ALL	

M-104

REMOTE CONTROL LEVER(3-SPEED)



M-100

REMOTE CONTROL LEVER(3-SPEED)

S	KEY NO.	PART NO.	PART NAME	QTY	SALES UNIT	MODEL	ICA
	1	34102-18001	ASSY-LEVER & ROD, REMOTE CONTROL (TO SEP-167)	1	1	3-SPEED	
	2	34102-27700	ASSY-LEVER & ROD, REMO CON (FROM OCT-167 TO SEP-68)	1	1	3 SPEED	N
	3	34102-H0100	ASSY-LEVER & ROD REMO CON (FROM OCT-68)	1	1	3 SPEED	N
	4	34103-18000	ASSY-ROD, REMOTE CONTROL	1	1	3-SPEED	
	5	34113-18000	INSERT-CONTROL ROD	1	2	3-SPEED	
	6	34114-09400	SPRING-RETURN, CONTROL ROD	1	9	3-SPEED	
	7	C4102-H1001	BUSH-UPPER SUPPORT	1		3 SPEED	
	8	34135-10600	WASHER-INSERT, CONTROL ROD	1	10	3-SPEED	
	9	34135-04100	WASHER-C	1	10	3-SPEED	
	10	34110-18000	ASSY-LEVER, HAND (TO SEP-167)	1	1	3-SPEED	
	11	34110-27700	ASSY-LEVER HAND (FROM OCT-167 TO SEP-68)	1	1	3 SPEED	Y
	12	34110-H0105	ASSY-LEVER HAND (FROM OCT-68)	1	1	3 SPEED	N
	13	34119-18000	KNOB-HAND LEVER	1	9	3-SPEED	
	14	34119-78501	KNOB-HAND LEVER	1	9	3-SPEED	Y
	15	34124-73200	PIN-PIVOT, CONTROL LEVER	2	10	3-SPEED	
	16	34125-36700	SPRING-PIVOT, CONTROL LEVER	1	50	3-SPEED	

S	KEY NO.	PART NO.	PART NAME	QTY	SALES UNIT	MODEL	ICA
•	17	34115-73000	INSULATOR-CONTROL LEVER	1	10	3-SPEED	
	18	34115-10600	INSULATOR-CONTROL LEVER	1	10	3 SPEED	Y
	19	34401-18001	BACKET-SUPPORT LOWER	1	1	3-SPEED	
	20	34405-18001	CLAMP-SUPPORT LOWER BRACKET	1	5	3-SPEED	
	21	08110-61610	ROLY FIXING CLAMP	2	50	3-SPEED	
	22	08915-13610	WASHER-LOCK FIXING CLAMP	2	50	3-SPEED	
	23	34431-18002	COMP-LEVER, CHANGE SPEED 1ST & REVERSE (TO SEP-67)	1	1	3-SPEED	
	24	34431-27700	COMP-LEVER, CHANGE SPEED 1ST & REVERSE (FROM OCT-67)	1	5	3 SPEED	N
	25	34408-18001	COMP-LEVER CHANGE SPEED 2ND & 3RD (TO SEP-67)	1	2	3-SPEED	
	26	34408-27700	COMP-LEVER CHANGE SPEED 2ND & 3RD (FROM OCT-67)	1	1	3 SPEED	N
	27	34491-18000	SPACER-CHANGE SPEED LEVER	2	5	3-SPEED	
	28	34492-18001	RETAINER-CHANGE SPEED LEVER	1	1	3-SPEED	
	29	08915-13810	WASHER-LOCK FIXING RETAINER	1	50	3-SPEED	
	30	08113-81210	ROLY FIXING RETAINER	1	50	3-SPEED	
	31	34126-61000	PIN-CONTROL ROD	1	10	3-SPEED	
	32	34413-18001	ROD-SHIFT, 1ST & REVERSE	1	5	3-SPEED	
	33	34450-18000	COMP.-ROD, SHIFT, 2ND & 3RD, UPPER	1	5	3-SPEED	

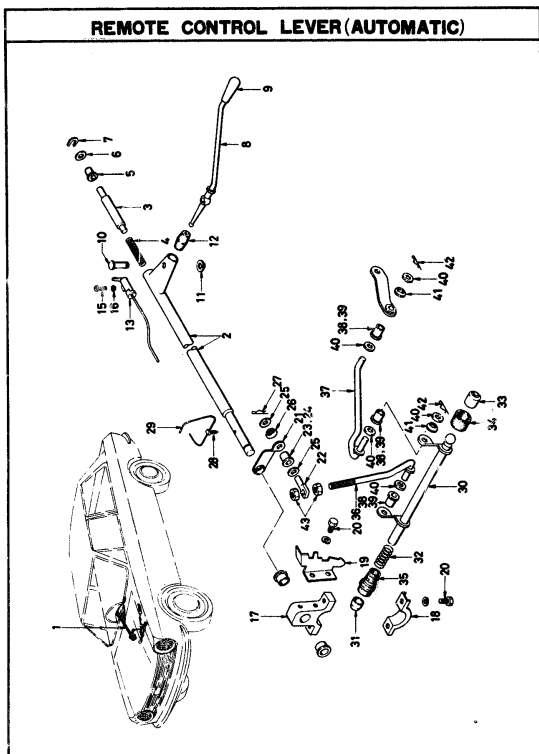
S	KEY NO.	PART NO.	PART NAME	QTY	SALES UNIT	MODEL	ICA
	34	34493-18000	ASSY-SHAFT, CROSS, CHANGE SPEED CONTROL	1	1	3-SPEED	
	35	34462-18000	BUSHING-SPECIAL, CROSS SHAFT	1	5	3-SPEED	
	36	34462-27700	BUSHING-SPECIAL, CROSS SHAFT	1	10	3 SPEED	C
	37	34472-27700	COVER CROSS SHAFT OUTER	1	10	3 SPEED	C
	38	34463-10600	SPRING-RETAINING, CROSS SHAFT	1	10	3-SPEED	
	39	34465-18000	SOCKET-BALL	1	10	3-SPEED	
	40	34467-10600	BOOT-CROSS SHAFT OUTER	1	10	3-SPEED	
	41	34467-84700	BOOT-CROSS SHAFT OUTER	1	5	3 SPEED	Y
	42	34466-18000	BOOT-CROSS SHAFT INNER	1	5	3-SPEED	
	43	34438-18000	COMP.-ROD, SHIFT, 2ND & 3RD, LOWER	1	5	3-SPEED	
	44	34410-18000	TRUNION-GEAR SHIFT ROD	2	5	3-SPEED	
	45	08911-13810	NUT	4	50	3-SPEED	
	46	34402-18000	INSULATOR-GEAR SHIFT ROD	4	5	OP ALL EXC COUPE	
	47	34552-89900	INSULATOR-GEAR SHIFT ROD	6	10	ALL EXC COUPE	Y
	48	34414-04100	WASHER-PLAIN	9	10	OP ALL EXC COUPE	
	49	34419-04100	WASHER-SPRING	6	10	OP ALL EXC COUPE	
	50	34485-14805	PIN	6	50	OP ALL EXC COUPE	
	51	32910-18002	COMP.-SHAFT, CROSS, 1ST & REVERSE	1	1	3-SPEED	
	52	32880-18002	COMP.-SHAFT, CROSS, 2ND & 3RD	1	1	3-SPEED	

N12

FIG 39A

NISSAN MOTOR CO., LTD.

REMOTE CONTROL LEVER(AUTOMATIC)



M-1199

NISSAN MOTOR CO., LTD.

FIG 39A

KEY NO.	PART NO.	PART NAME	QTY	SALES UNIT	MODEL	ICA
---------	----------	-----------	-----	------------	-------	-----

REMOTE CONTROL LEVER(AUTOMATIC)

1	34102-H0105	ASSY-DEVICE CONTROL	1	1	AUTOMATIC	
2	34103-H0105	ASSY-ROD CONTROL	1	1	AUTOMATIC	
3	34113-H0105	INSERT CONTROL ROD	1	5	AUTOMATIC	
4	34116-H0105	SPRING RETURN	1	10	AUTOMATIC	
5	C4102-H1001	BUSH-UPPER SUPPORT	1		AUTOMATIC	
6	34135-10600	WASHER-INSERT	1	10	AUTOMATIC	
7	34134-04100	WASHER-SCN	1	10	AUTOMATIC	
8	34110-H0105	ASSY-LEVER HAND	1	1	AUTOMATIC	
9	34119-78501	KNOB-HAND LEVER	1	5	AUTOMATIC	
10	34124-73200	PIN-PIVOT	1	10	AUTOMATIC	
11	34125-36700	RING-SNAP	1	50	AUTOMATIC	
12	34115-73000	INSULATOR-CONTROL LEVER	1	10	AUTOMATIC	
13	34142-H0105	ASSY-SOCKET INDICATOR	1	5	AUTOMATIC	
14	48474-20200	ASSY-DULB INDICATOR	1	10	AUTOMATIC	
15	34147-89901	SCREW	1	50	AUTOMATIC	
16	00922-11400	RING-SNAP	1	50	AUTOMATIC	
17	34401-H0105	COMP-BRACKET SUPPORT LOWER	1	1	AUTOMATIC	
18	34405-18001	CLAMP-LOWER SUPPORT BRACKET	1	5	AUTOMATIC	
19	34406-H0105	PLATE-POSITION SPEED RANGE	1	5	AUTOMATIC	
20	00360-61462	BOLT	4	50	AUTOMATIC	
21	34441-H0106	COMP-LEVER SELECT	1	1	AUTOMATIC	

REVISED: MARCH, 1970

-F39A-1-

Printed in Japan

REVISED: MARCH, 1970

39-A-1

Printed in Japan

N13
FIG. 39A

NISSAN MOTOR CO., LTD.

S. REV. NO.	PART NO.	PART NAME	QTY	SALES UNIT	MODEL	ICA
22	34410-18000	TRUNNION-SHIFT ROD	1	5	AUTOMATIC	
23	34402-18000	INSULATOR	1	5	AUTOMATIC	
24	34552-89900	INSULATOR	1	10	AUTOMATIC	Y
25	34414-04100	WASHER-PLAIN	2	10	AUTOMATIC	
26	34419-04100	WASHER-SPRING	1	10	AUTOMATIC	
27	34485-14805	PIN-SPRING	1	50	AUTOMATIC	
28	34434-89900	SCREW-LOCK	1	10	AUTOMATIC	
29	00851-21610	WIRE-LOCK	1		AUTOMATIC	
30	34501-20301	COMP-SHAFT CROSS	1	1	AUTOMATIC	
31	34462-18000	BUSHING-SPHERICAL	1	5	AUTOMATIC	
32	34463-10600	SPRING-RETAINING	1	10	AUTOMATIC	
33	34465-18000	SOCKET-BALL	1	10	AUTOMATIC	
34	34458-61000	COVER-CROSS SHAFT INNER	1	5	AUTOMATIC	
35	34467-10600	BOLT-CROSS SHAFT OUTER	1	10	AUTOMATIC	
36	34452-20300	COMP-ROD SHIFT UPPER	1	1	AUTOMATIC	
37	34456-20301	COMP-ROD SHIFT LOWER	1	1	AUTOMATIC	
38	34402-18000	INSULATOR-SHIFT ROD	3	5	AUTOMATIC	
39	34552-89900	INSULATOR-SHIFT ROD	3	10	AUTOMATIC	Y
40	34414-04100	WASHER-PLAIN	6	10	AUTOMATIC	
41	34419-04100	WASHER-SPRING	3	10	AUTOMATIC	
42	34485-14805	PIN-SPRING	3	50	AUTOMATIC	
43	08911-10510	NUT	2	50	AUTOMATIC	

80-120

REVISED: MARCH, 1970

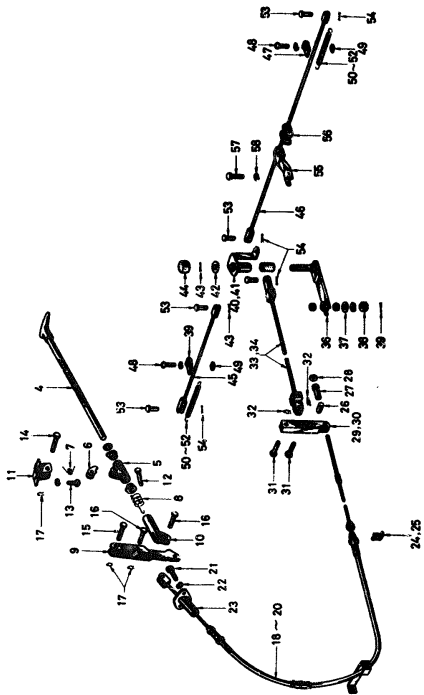
39-A- 2

Printed in Japan

B1

BRAKE & AXLE

HAND BRAKE(R DRIVE, EXC COUPE)



HAND BRAKE (R DRIVE, EXC COUPE)

S	KEY NO.	PART NO.	PART NAME	QTY	SALES UNIT	MODEL	ICA
---	---------	----------	-----------	-----	------------	-------	-----

1	36010-18000	ASSY=CONTROL,HAND BRAKE E	1	1	R DRIVE EXC BA BAF T & COUPE
2	36010-20300	ASSY=CONTROL,HAND BRAKE	1	1	BA BAF
3	36010-15400	ASSY=CONTROL,HAND BRAKE	1	1	T
4	36326-18000	COMP,-STEM,HAND BRAKE CONTROL	1	1	R DRIVE EXC COUPE
5	36335-18000	ASSY=GUIDE,HAND BRAKE CONTROL	1	9	R DRIVE EXC COUPE
6	36320-18000	NAIL-RACHET	1	1	R DRIVE EXC COUPE
7	36330-36700	SPRING-RACHET NAIL	1	50	R DRIVE EXC COUPE
8	36337-18000	SPRING-SET,HAND BRAKE LEVER	1	10	R DRIVE EXC COUPE
9	36372-18001	ASSY=LEVER,HAND BRAKE CONTROL	1	1	R DRIVE EXC COUPE
10	36339-18000	YOKE=HAND BRAKE CONTROL	1	9	R DRIVE EXC COUPE
11	36405-18000	BRACKET-STEM	1	1	R DRIVE EXC COUPE
12	36338-36700	PIN-SET,CONTROL SPRING	1	10	R DRIVE EXC COUPE
13	08310-61220	SCREW FIXING STEM BRKT	2	50	R DRIVE EXC COUPE
14	36381-18000	PIN=HAND BRAKE	1	9	R DRIVE EXC COUPE
15	36377-10600	PIN=CLEVIS	2	2	R DRIVE EXC COUPE

S	KEY NO.	PART NO.	PART NAME	QTY	SALES UNIT	MODEL	ICA
	16	36382-18000	PIA-CLFVIS	2	10	R DRIVE EXC COUPE	
	17	36385-18000	SPRING-RETAINER	4	5	R DRIVE EXC COUPE	
	18	36402-18000	ASSY-CABLE, HAND BRAKE FRONT	1	5	R DRIVE EXC BA BAF T & COUPE	
	19	36402-20300	ASSY-CABLE HAND BRAKE FRONT	1	5	BA BAF	
	20	36402-15400	ASSY-CABLE, HAND BRAKE FRONT	1	1	T	
	21	08110-61410	BOLT FIXING CABLE BRAC KET	2	50	R URIVE EXC COUPE	
	22	08915-13610	WASHER-LOCK FIXING CAB LE BRACKET	2	50	R DRIVE EXC COUPE	
	23	36409-18000	BRACKET-CABLE	1	1	R DRIVE EXC COUPE	
	24	36406-32200	PLATE-LOCK, HAND BRAKE CABLE	1		R DRIVE EXC COUPE	
	25	36406-76500	PLATE-LOCK HAND BRAKE CABLE	1	10	R DRIVE EXC COUPE	Y
	26	36408-36700	TRUNION PIN-HAND BRAKE CABLE TO LEVER	1	10	R DRIVE EXC COUPE	
	27	36437-18000	NUT-ADJUSTING, HAND BRA KE CABLE	1	5	R DRIVE EXC COUPE	
	28	08911-30610	NUT-LOCK	1	50	R DRIVE EXC COUPE	
	29	36510-18000	ARM-SWING	1	1	R DRIVE EXC T & COUPE	
	30	36510-15401	ARM-SWING	1	1	T	
	31	36381-18000	PIN-CLEVIS	2	5	R DRIVE EXC COUPE	
	32	36385-18000	SPRING-RETAINER	2	5	R DRIVE EXC COUPE	

S	KEY NO.	PART NO.	PART NAME	QTY	SALES UNIT	MODEL	ICA
	33	36451-18000	ASSY-CABLE, HAND BRAKE REAR	1	5	R DRIVE EXC T & COUPE	
	34	36451-15401	ASSY-CABLE, HAND BRAKE REAR	1	5	T	
	35	36525-18001	ASSY-ARM, BALANCE LEVER	1		R DRIVE	
	36	36525-18002	ASSY-ARM BALANCE LEVER	1	1	R DRIVE	Y
	37	08913-54010	WASHER-PLAIN FIXING BA LANCE ARM	1	50	R DRIVE	
	38	08911-94010	NUT FIXING BALANCE ARM	1	50	R DRIVE	
	39	00921-22210	PIN-COTTER FIXING BALA NCE ARM	1	50	R DRIVE	
	40	36518-18001	ASSY-LEVER, BALANCE	1	1	R DRIVE EXC T	
	41	36518-15401	ASSY-LEVER, BALANCE	1	5	T	
	42	08915-44410	WASHER-PLAIN FIXING BA LANCE LEVER	1	50	R DRIVE	
	43	00921-22510	PIN-COTTER FIXING BALA NCE LEVER	1	50	R DRIVE	
	44	36519-73000	COVER-DUST	1	5	R DRIVE EXC COUPE	
	45	36530-18000	ROD-CROSS, HAND BRAKE, S HORT	1	1	R DRIVE EXC COUPE	
	46	36531-18000	ROD-CROSS, HAND BRAKE, L ONG	1	1	R DRIVE EXC COUPE	
	47	36544-30000	BRACKET-CROSS ROD PULL OFF SPRING	2	10	R DRIVE	
	48	08310-51062	SCREW	2	50	R DRIVE	
	49	08913-10510	NUT-SQUARE	2	50	R DRIVE	
	50	36545-30000	SPRING-PULL OFF CROSS ROD (TO SEP-68)	2	10	R DRIVE	
	51	36545-30000	SPRING-PULL OFF CROSS ROD (FROM OCT-68)	1	10	SEDAN VAN R DRIVE	N

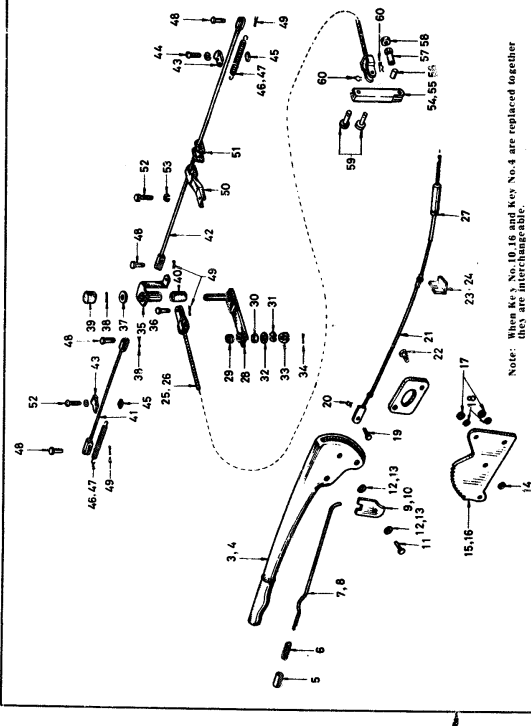
B4

FIG 40

NISSAN MOTOR CO., LTD.

S	KEY NO.	PART NO.	PART NAME	QTY	SALES UNIT	MODEL	ICA
	52	36545-35000	SPRING-PULL OFF CROSS ROD (FROM OCT-68)	2	10	PICK-UP R DRIVE	N
	53	36428-35000	PIN-HAND BRAKE CABLE	5	5	R DRIVE	
	54	00921-21600	PIN-COTTER	5	50	R DRIVE	
	55	36536-18002	GUIDE-CROSS ROD	1	5	R DRIVE	
	56	36537-73000	BUSHNET-RUBBER	1	10	R DRIVE	
	57	08113-81410	BOLT FIXING GUIDE	1	50	R DRIVE	
	58	00915-13810	WASHER-LOCK FIXING GUIDE	1	50	R DRIVE	

HAND BRAKE (L DRIVE & COUPE)



S KEY NO.	PART NO.	PART NAME	QTY	SALES UNIT	MODEL	ICA
-----------	----------	-----------	-----	------------	-------	-----

HAND BRAKE (L DRIVE & COUPE)

1	36010-24900	ASSY-CONTROL, HAND BRAKE	1	1	L DRIVE & COUPE	
2	36010-24905	ASSY-CONTROL HAND BRAKE	1	1	L DRIVE & COUPE	Y
3	36310-24900	ASSY-LEVER, HAND BRAKE CONTROL	1	1	L DRIVE & COUPE	
4	36310-24905	ASSY-LEVER HAND BRAKE CONTROL	1	1	L DRIVE & COUPE	Y
5	36320-24900	BUTTON-RELEASE, PLASTIC	1	10	L DRIVE & COUPE	
6	36330-24900	SPRING, RELEASE ROD	1	5	L DRIVE & COUPE	
7	36327-24900	ROD-RELEASE	1	5	L DRIVE & COUPE	
8	36327-24905	ROD-RELEASE (NOT FOR SALE)	1	1	L DRIVE & COUPE	N
9	36332-24900	PAWL-RATCHET	1	5	L DRIVE & COUPE	
10	36332-24905	PAWL-RATCHET	1	5	L DRIVE & COUPE	C
11	36339-24900	PIN-PAWL	2	5	L DRIVE & COUPE	
12	36325-24900	WASHER-PLAIN	2	10	L DRIVE & COUPE	
13	36325-24905	WASHER-PLAIN	2	10	L DRIVE & COUPE	H
14	36326-24900	WASHER-PLAIN	2	10	L DRIVE & COUPE	
15	36321-24900	PLATE-RATCHET	1	1	L DRIVE & COUPE	

S	KEY NO.	PART NO.	PART NAME	QTY	SALES UNIT	MODEL	ICA
16	36321-24905	PLATE=RATCHET	1		L DRIVE & COUPE	C	
17	08911-14010	NUT=HEX	3	90	L DRIVE & COUPE		
18	08913-14010	WASHER=LOCK	3	90	L DRIVE & COUPE		
19	36378-10600	PIN=CLEVIS	1	10	L DRIVE & COUPE		
20	46124-35100	SPRING=RETAINER	1	20	L DRIVE & COUPE		
21	36402-24900	ASSY=CABLE,HAND BRAKE FRONT	1	1	L DRIVE & COUPE		
22	08118-01462	BOLT=HEX	2	90	L DRIVE & COUPE		
23	36406-32200	PLATE=LOCK,HAND BRAKE	1	10	L DRIVE & COUPE		
24	36406-76500	PLATE=LOCK HAND BRAKE	1	10	L DRIVE & COUPE	Y	
25	36451-24900	ASSY=CABLE,HAND BRAKE REAR	1	9	L DRIVE & COUPE EXC LT		
26	36451-15401	ASSY=CABLE,HAND BRAKE REAR	1	9	LT		
27	08911-30610	NUT=LOCK	1	90	L DRIVE & COUPE		
28	36525-18003	ASSY=ARM,BALANCE LEVER	1	1	L DRIVE & COUPE		
29	36526-18000	SEAL=DUST,UPPER	1	10	L DRIVE & COUPE		
30	36527-18000	SEAL=DUST,LOWER	1	10	L DRIVE & COUPE		
31	08913-14010	WASHER=SPRING	1	90	L DRIVE & COUPE		
32	08913-94010	WASHER=PLAIN FIXING BALANCE ARM	1	90	L DRIVE & COUPE		

B-187

S	KEY NO.	PART NO.	PART NAME	QTY	SALES UNIT	MODEL	ICA
	33	08921-94010	NUT FIXING BALANCE ARM	1	90	L DRIVE & COUPE	
	34	08921-22210	PIN=COTTER FIXING BALANCE ARM	1	90	L DRIVE & COUPE	
	35	36518-18002	ASSY=LEVER,BALANCE	1	1	L DRIVE & COUPE EXC LT	
	36	36518-19401	ASSY=LEVER,BALANCE	1	9	LT	
•	37	08913-44110	WASHER=PLAIN,BALANCE LEVER	1	1	L DRIVE & COUPE	
	38	08921-22510	PIN=COTTER FIXING BALANCE LEVER	1	90	L DRIVE & COUPE	
	39	36519-18000	COVER=DUST	1	9	L DRIVE & COUPE	
	40	36521-18001	SEAL=DUST	1	9	L DRIVE & COUPE	
	41	36530-18001	ROD=CROSS,HAND BRAKE,SHORT	1	9	L DRIVE & COUPE	
	42	36531-18001	ROD=CROSS,HAND BRAKE,LONG	1	9	L DRIVE & COUPE	
	43	36544-30000	BRACKET=CROSS ROD PULL OF SPRING	2	10	L DRIVE & COUPE	
	44	08310-51062	SCREW	2	90	L DRIVE & COUPE	
	45	08913-10510	NUT=SQUARE	2	90	L DRIVE & COUPE	
	46	36545-30000	SPRING=PULL OFF CROSS ROD (TO SEP-68)	2	10	L DRIVE	
	47	36545-35000	SPRING=PULL OFF CROSS ROD (FROM OCT-68)	2	10	L DRIVE & COUPE	M
	48	36407-00100	PIN=HAND BRAKE CABLE	9	90	L DRIVE	
	49	08921-21800	PIN=COTTER	9	90	L DRIVE	
	50	36536-18002	GUIDE=CROSS ROD	1	9	L DRIVE & COUPE	

B7

FIG 40A

NISSAN MOTOR CO., LTD.

S	KEY NO.	PART NO.	PART NAME	QTY	SALES UNIT	MODEL	ICA
	51	36537-73000	GRONET-RUBBER	1	10	L DRIVE & COUPE	
	52	08113-01410	BOLT FIXING GUIDE	1	50	L DRIVE & COUPE	
	53	06919-13010	NUT-LOCK FIXING GUIDE	1	50	L DRIVE & COUPE	
	54	36510-10000	ARM-SWING	1	1	L DRIVE EXC LT	
	55	36510-15401	ARM-SWING	1	1	LT	
	56	36408-36700	TRUNION-SWING ARM	1	10	L DRIVE	
	57	36437-10000	NUT-ADJUST	1	5	L DRIVE	
	58	08911-30610	NUT-LOCK	1	50	L DRIVE	
	59	36381-10000	PIN-CLEVIS	2	5	L DRIVE	
	60	36385-10000	SPRING-RETAINER	2	5	L DRIVE	

M-100

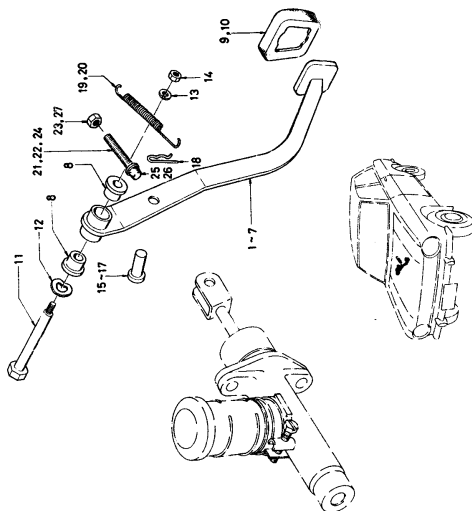
40-A- 4

REVISED: DECEMBER, 1970

Printed in Japan

NISSAN MOTOR CO., LTD.

BRAKE PEDAL



M-1189

NISSAN MOTOR CO., LTD.

S	KEY NO.	PART NO.	PART NAME	QTY	SALES UNIT	MODEL	ICA
---	---------	----------	-----------	-----	------------	-------	-----

BRAKE PEDAL

1	46520-18001	ASSY=PEDAL BRAKE (TO SEP-66)	1	1	R DRIVE		
2	46520-H0100	ASSY=PEDAL BRAKE (FROM OCT-63)	1	1	R DRIVE EXC BA BAF		N
3	46520-H0101	ASSY=PEDAL BRAKE (NOT ADOPTED)	1		R DRIVE EXC BA, BAF		Y
4	46520-H0102	ASSY=PEDAL BRAKE	1	1	BA BAF		
5	46520-H0103	ASSY=PEDAL BRAKE	1		BA BAF		Y
6	46520-24900	ASSY=PEDAL, BRAKE	1	1	L DRIVE		
7	46520-27702	ASSY=PEDAL, BRAKE	1	1	L DRIVE		Y
8	46529-18000	BUSHING-PEDAL FULCRUM	2	10	ALL		
9	46531-18001	COVER-PEDAL PAD	1	5	ALL EXC BA BAF		
10	46531-2C301	COVER-PEDAL PAD	1	5	BA BAF		
11	46560-18000	PIN-PEDAL FULCRUM	1	5	ALL		
12	46483-10600	WASHER-SPRING	1	10	ALL		
13	08919-14010	WASHER-LOCK	1	50	ALL		
14	08911-14010	NUT	1	50	ALL		
15	46123-08700	PIN-CLEVIS	1		ALL		
16	46123-73002	PIN-CLEVIS	1	10	ALL		Y
17	46123-21001	PIN-CLEVIS (FROM C/S SEE FIG 41)	1	10	ALL		C
18	34485-14805	PIN-SPRING (FROM C/S SEE FIG 41)	1	50	ALL		C
19	46508-18001	SPRING-RETURN, BRAKE PE DAL (TO SEP-66)	1	5	ALL		

B9

FIG 41

NISSAN MOTOR CO., LTD.

S	KEY NO.	PART NO.	PART NAME	QTY	SALES UNIT	MODEL	ICA
•	20	46585-27700	SPRING-RETURN BRAKE PEDAL (FROM OCT-68)	1		ALL	N
	21	46510-18000	STOPPER-BRAKE PEDAL	1	5	ALL	
	22	46510-18001	STOPPER-BRAKE PEDAL (FROM C/9810-027952)	1	5	ALL	N
	23	08011-33810	NUT	1	90	ALL	
	24	46510-40100	STOPPER-PEDAL (FROM OCT-68)	1	10	R DRIVE	N
•	25	46512-40100	RUBBER BRAKE PEDAL STOPPER	1	10	R DRIVE	
	26	46512-40101	RUBBER-BRAKE PEDAL STOPPER	1	10	R DRIVE	Y
	27	08011-34010	NUT-HEX GAN (FROM OCT-68)	1	90	R DRIVE	

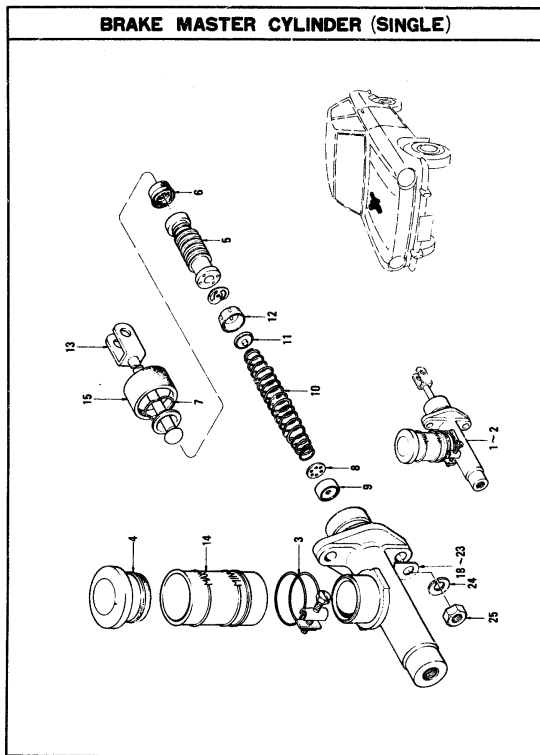
M-112

B10

FIG 4-1 A

NISSAN MOTOR CO., LTD.

BRAKE MASTER CYLINDER (SINGLE)



REVISED: DECEMBER, 1970

-F41A-1-

Printed in Japan

NISSAN MOTOR CO., LTD.

FIG 4-1 A

S	KEY NO.	PART NO.	PART NAME	QTY	SALES UNIT	MODEL	ICA
---	---------	----------	-----------	-----	------------	-------	-----

BRAKE MASTER CYLINDER

1	46010-18001	ASSY-CYLINDER BRAKE MASTER (TOKIO)	1	1	ALL		
2	46010-H1010	BRAKE MASTER CYLINDER	1	1	ALL		Y
3	46016-10610	ASSY-BAND RESERVOIR	1	5	ALL EXC COUPE & ENGLAND		
4	46020-10611	ASSY-CAP RESERVOIR	1	5	ALL EXC COUPE & ENGLAND		
5	46063-18010	ASSY-PISTON BRAKE MASTER	1	5	ALL EXC COUPE & ENGLAND		
6	46068-18010	CUP-PISTON(S)	1	10	ALL EXC COUPE & ENGLAND		
7	46070-27260	RING-STOPPER	1	50	ALL EXC COUPE & ENGLAND		
8	46073-18010	VALVE	1	10	ALL EXC COUPE & ENGLAND		
9	46074-18010	SEAT-VALVE	1	10	ALL EXC COUPE & ENGLAND		
10	46079-18010	SPRING	1	5	ALL EXC COUPE & ENGLAND		
11	46076-18010	SEAT-SPRING	1	10	ALL EXC COUPE & ENGLAND		
12	46078-18010	CUP-PISTON(P)	1	10	ALL EXC COUPE & ENGLAND		

41-1- 1

REVISED: DECEMBER, 1970

Printed in Japan

B11

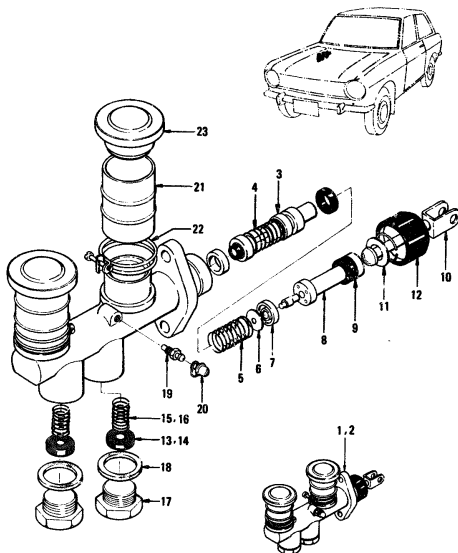
FIG 41A

NISSAN MOTOR CO., LTD.

S	KEY NO.	PART NO.	PART NAME	QTY	SALES UNIT	MODEL	ICA
	13	43001-18010	ASSTY=ROD PUSM	1	5	ALL EXC COUPE & ENGLAND	
	14	46001-10610	RESERVOIR=BRAKE OIL	1	1	ALL EXC COUPE & ENGLAND	
	15	46100-27260	COVER=DUST	2	10	ALL EXC COUPE & ENGLAND	
	16	46010-10025	KIT=REPAIR BRAKE MASTER CYLINDER "A"	1	5	ALL EXC COUPE & ENGLAND	
	17	46010-10036	KIT=REPAIR BRAKE MASTER CYLINDER "B"	1	1	ALL EXC COUPE & ENGLAND	
•	18	46117-27260	SHIM=MASTER CYLINDER (1.6T)	AR	50	ALL	
	19	46117-25600	SHIM=MASTER CYLINDER (1.6T)	19	10	ALL	Y
•	20	46119-27260	SHIM=MASTER CYLINDER (0.8T)	AR	50	ALL	
	21	46119-25600	SHIM=MASTER CYLINDER (0.8T)	AR	10	ALL	Y
•	22	46119-27260	SHIM=MASTER CYLINDER (0.5T)	AR	10	ALL	
	23	46119-25600	SHIM=MASTER CYLINDER (0.5T)	AR	10	ALL	Y
	24	00015-13010	NUT=LOCK FIXING BRAKE MASTER CYLINDER	2	50	ALL	
	25	00011-13010	NUT FIXING BRAKE MASTER CYLINDER	2	50	ALL	

M-111

BRAKE MASTER CYLINDER (TANDEM)



KEY NO.	PART NO.	PART NAME	QTY	SALES UNIT	MODEL	JCA
---------	----------	-----------	-----	------------	-------	-----

BRAKE MASTER CYLINDER

1	46010-H0100	ASSY-BRAKE MASTER CYLINDER	1	1	COUPE & ENGLAND OP R DRIVE 4 SPEED EXC PICK-UP	
2	46013-H1000	BRAKE MASTER CYLINDER ASSY	1	1	COUPE & ENGLAND OP R DRIVE 4 SPEED EXC PICKUP	Y
3	46063-H0110	ASSY-PISTON	1	5	COUPE & ENGLAND OP R DRIVE 4 SPEED EXC PICK-UP	
4	46056-73010	SPRING-VALVE	1	10	COUPE & ENGLAND OP R DRIVE 4 SPEED EXC PICK-UP	
5	46073-28511	SPRING-PISTON	1	5	COUPE & ENGLAND OP R DRIVE 4 SPEED EXC PICK-UP	
6	46062-H0110	RETAINER	1	10	COUPE & ENGLAND OP R DRIVE 4 SPEED EXC PICK-UP	

B13

FIG 4 1a

NISSAN MOTOR CO., LTD.

S	KEY NO.	PART NO.	PART NAME	QTY	SALES UNIT	MODEL	ICA
	7	46078-M0110	CUP-PISTON(P)	1	10	COUPE & ENGLAND OP R DRIVE 4 SPEED EXC PICK-UP	
	8	46063-M0111	ASSY-PISTON	1	5	COUPE & ENGLAND OP R DRIVE 4 SPEED EXC PICK-UP	
	9	46068-18010	CUP-PISTON(S)	1	10	COUPE & ENGLAND OP R DRIVE 4 SPEED EXC PICK-UP	
	10	46080-M0110	ASSY-ROD PUSH	1	5	COUPE & ENGLAND OP R DRIVE 4 SPEED EXC PICK-UP	
	11	46070-77260	RING-STOPPER	1	50	COUPE & ENGLAND OP R DRIVE 4 SPEED EXC PICK-UP	
	12	46100-27260	COVER-DUST	1	10	COUPE & ENGLAND OP R DRIVE 4 SPEED EXC PICK-UP	
	13	46050-M0110	ASSY-VALVE	2	10	COUPE & ENGLAND OP R DRIVE 4 SPEED EXC PICK-UP	

REVISED: MARCH, 1971

41-8- 2

Printed in Japan

NISSAN MOTOR CO., LTD.

FIG 4 1b

S	KEY NO.	PART NO.	PART NAME	QTY	SALES UNIT	MODEL	ICA
	14	46057-10610	RETAINER-VALVE	1	10	COUPE & ENGLAND OP R DRIVE 4 SPEED EXC PICK-UP	
•	15	46027-73010	SPRING-VALVE	1	10	COUPE & ENGLAND OP R DRIVE 4 SPEED EXC PICK-UP	
	16	46027-A6900	VALVE SPRING	1	5	COUPE & ENGLAND OP R DRIVE 4 SPEED EXC PICKUP	Y
	17	46036-21011	CAP=VALVE	2	5	COUPE & ENGLAND OP R DRIVE 4 SPEED EXC PICK-UP	
	18	46042-27260	PACKING	2	10	COUPE & ENGLAND OP R DRIVE 4 SPEED EXC PICK-UP	
	19	41128-21011	SCREW-BLEEDER	2	10	COUPE & ENGLAND OP R DRIVE 4 SPEED EXC PICK-UP	
	20	41129-30001	CAP-BLEEDER SCREW	2	10	COUPE & ENGLAND OP R DRIVE 4 SPEED EXC PICK-UP	

REVISED: MARCH, 1971

41-8- 3

Printed in Japan

B14

FIG. 41B

NISSAN MOTOR CO., LTD.

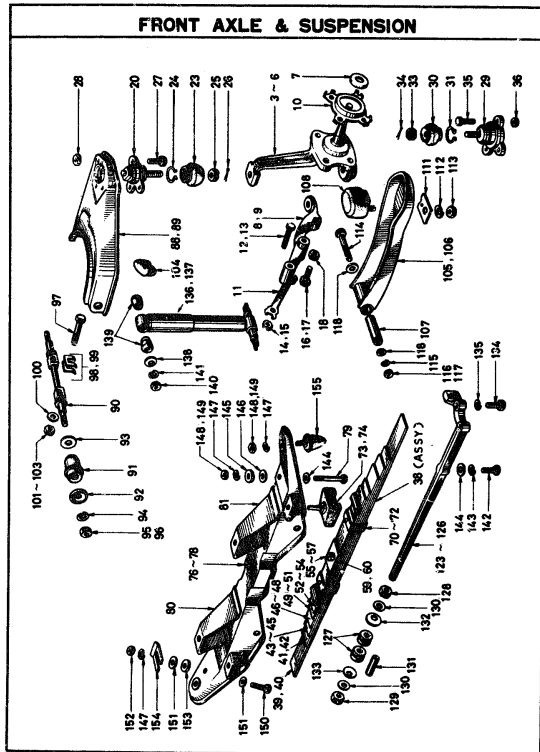
S	KEY NO.	PART NO.	PART NAME	QTY	SALES UNIT	MODEL	ICA
	21	46090-10610	RESERVOIR-OIL BRAKE	2	1	COUPE & ENGLAND OP R DRIVE 4 SPEED EXC PICK-UP	
	22	46016-10610	ASSY-BAND OIL RESERVOIR	2	5	COUPE & ENGLAND OP R DRIVE 4 SPEED EXC PICK-UP	
	23	46020-10611	ASSY-CAP RESERVOIR	2	5	COUPE & ENGLAND OP R DRIVE 4 SPEED EXC PICK-UP	
	24	46010-M0125	KIT-REPAIR BRAKE MASTER CYLINDER 'A'	1	1	DELUXE	
•	25	46010-M0126	KIT-REPAIR BRAKE MASTER CYLINDER 'B'	1	1	DELUXE	

NOT
M-1001

REVISED: MARCH, 1971

41-B- 4

Printed in Japan



S	KEY NO.	PART NO.	PART NAME	QTY	SALES UNIT	MODEL	ICA
---	---------	----------	-----------	-----	------------	-------	-----

FRONT AXLE & SUSPENSION

1	40100-18051	ASSY-AXLE, SWIVEL WITH DRUM(R, H.)	1	1	ALL	
2	40101-18051	ASSY-AXLE, SWIVEL WITH DRUM(L, H.)	1	1	ALL	
3	40010-18000	ASSY-SPINDLE, KNUCKLE(R, H.)	1		ALL	
4	40010-18050	ASSY-SPINDLE, KNUCKLE (RH)	1	1	ALL	Y
5	40011-18000	ASSY-SPINDLE, KNUCKLE(L, H.)	1		ALL	
6	40011-18050	ASSY-SPINDLE, KNUCKLE (LH)	1	1	ALL	Y
7	40010-18000	COLLAR-FRONT SPINDLE	2	9	ALL	
8	40052-18000	ARM-KNUCKLE(R, H.)	1	1	ALL	
9	40053-18050	ARM-KNUCKLE(L, H.)	1	1	ALL	
10	40242-18000	CATCHER-GREASE FRONT	2	9	ALL	
11	40061-18000	PLATE-LOCK, KNUCKLE ARM	2	10	ALL	
12	00124-01610	BOLT	4	50	ALL	
13	00134-00610	BOLT	4	25	ALL	
14	00911-24010	NUT	4	50	ALL	
15	21107-E4200	NUT	4	10	ALL	Y
16	40030-18000	BOLT-STEERING STOPPER	2		ALL	
17	40030-18001	BOLT-STEERING STOPPER	2	10	ALL	Y
18	00911-34010	NUT	2	50	ALL	
19	40242-18000	NUT-LOCK, FRONT WHEEL BEARING	2	10	ALL	

NISSAN MOTOR CO., LTD.

S	KEY NO.	PART NO.	PART NAME	QTY	SALES UNIT	MODEL	ICA
	20	40110-18001	ASSY=JOINT,BALL UPPER, FRONT SUSPENSION	2	1	ALL	
	21	40078-04100	SPRING UPPER BALL JOINT	2	10	ALL	
	22	40189-73000	PLUG FILLER	2	10	ALL	
	23	40142-18000	COVER=DUST UPPER	2	5	ALL	
	24	40146-18000	CLAMP=DUST COVER	2	10	ALL	
	25	08911-84010	NUT	2	50	ALL	
	26	00921-22210	PIN=COTTER	2	50	ALL	
	27	08123-82010	BOLT FIXING BALL JOINT	6	50	ALL	
	28	08912-43810	NUT FIXING BALL JOINT	6	50	ALL	
	29	40160-18000	ASSY=JOINT,LOWER BALL, FRONT SUSPENSION	2	1	ALL	
	30	40192-18000	COVER=DUST,LOWER BALL JOINT,INNER	2	5	ALL	
	31	40196-18000	CLAMP=DUST COVER	2	10	ALL	
	32	40198-18000	COVER=DUST,LOWER BALL JOINT,OUTER	2	5	ALL	
	33	08911-84210	NUT	2	50	ALL	
	34	08921-32510	PIN=COTTER	2	50	ALL	
	35	08133-82810	BOLT FIXING LOWER BALL JOINT	6	50	ALL	
	36	08912-43810	NUT FIXING LOWER BALL JOINT	6	50	ALL	
	37	54010-18000	ASSY=SPRING FRONT SUSPENSION	1	1	ALL	
	38	54010-18002	ASSY=SPRING,FRONT SUSPENSION (FROM OCT-197)	1	1	ALL	Y
	39	54011-18000	LEAF=FRONT SUSPENSION (NO.1)(NHK)	1	1	ALL	

NISSAN MOTOR CO., LTD.

S	KEY NO.	PART NO.	PART NAME	QTY	SALES UNIT	MODEL	ICA
	40	54011-18011	LEAF=FRONT SPRING (NO.1)(CHK)	1	1	ALL	
	41	54012-18000	LEAF=FRONT SUSPENSION (NO.2)(NHK)	1	1	ALL	
	42	54012-18012	LEAF=FRONT SPRING (NO.2)(CHK)	1	1	ALL	
	43	54013-18000	LEAF=FRONT SUSPENSION (NO.3)(NHK)	1	1	ALL	
	44	54013-18001	LEAF=FRONT SUSPENSION (NO.3)(NHK)	1	1	ALL	Y
	45	54013-18012	LEAF=FRONT SPRING (NO.3)(CHK)	1	1	ALL	
	46	54014-18000	LEAF=FRONT SUSPENSION (NO.4)(NHK)	1	1	ALL	
	47	54014-18001	LEAF=FRONT SUSPENSION (NO.4)(NHK)	1	1	ALL	Y
	48	54014-18012	LEAF=FRONT SPRING (NO.4)(CHK)	1	1	ALL	
	49	54015-18000	LEAF=FRONT SUSPENSION (NO.5)(NHK)	1	1	ALL	
	50	54015-18001	LEAF=FRONT SUSPENSION (NO.5)(NHK)	1	1	ALL	Y
	51	54015-18012	LEAF=FRONT SPRING (NO.5)(CHK)	1	1	ALL	
	52	54016-18000	LEAF=FRONT SUSPENSION (NO.6)(NHK)	1	1	ALL	
	53	54016-18001	LEAF=FRONT SUSPENSION (NO.6)(NHK)	1	1	ALL	Y
	54	54016-18012	LEAF=FRONT SPRING (NO.6)(CHK)	1	1	ALL	
	55	54042-18000	BOLT=CENTER (NHK)	1	10	ALL	
	56	54042-18001	BOLT=CENTER (NHK)	1	2	ALL	
	57	54042-18012	BOLT=CENTER (CHK)	1	10	ALL	

S	KEY NO.	PART NO.	PART NAME	QTY	SALES UNIT	MODEL	ICA
	58	00922-11400	RING-SHAP	1	50	ALL	
	59	54036-18000	SEAT (NMK)	1		ALL	
	60	54036-18012	SEAT-CENTER BOLT (CHK)	1	5	ALL	
	61	54034-18011	WASHER-CENTER BOLT (CHK)	1	10	ALL	
	62	54221-18012	NUT-CENTER BOLT (CHK)	1	10	ALL	
	63	08911-20810	NUT-CENTER BOLT	1	50	ALL	
	64	55040-32200	BUTTON-THRUST (NMK)	4	10	ALL	
	65	54031-18000	SPACER-SPRING (NMK)	2	10	ALL	
	66	54034-18002	SILENCER	8	10	ALL	
	67	54031-18013	BOTTOM-THRUST A (CHK)	2	1	ALL	
	68	E4010-18011	BOTTOM THRUST (CHK) (TO C/P SEE FIG 42)	10		ALL	
	69	54031-18014	BOTTOM-THRUST A (CHK) (FROM C/P SEE FIG 42)	8	10	ALL	N
	70	54043-18000	CLIP (NMK)	2		ALL	
	71	54043-18001	CLIP (NMK)	2		ALL	
	72	54044-18012	CLIP	2	5	ALL	
	73	54210-18000	SEAT-PIVOT, FRONT, SPRING	2		ALL	
	74	54210-18001	SEAT-PIVOT, FRONT SPRING (FROM OCT-67)	2	1	ALL	N
	75	00610-01800	RIVET	2	10	ALL	
	76	54310-18000	ASSY-MEMBER FRONT SUSPENSION (TO C/P B10- 100960)	1	1	ALL (EXC. VLT)	
	77	54310-18100	ASSY-MEMBER, FRONT SUSP ENSION (TO C/P B10-100960)	1	1	VLT	

N-100

S	KEY NO.	PART NO.	PART NAME	QTY	SALES UNIT	MODEL	ICA
	78	54310-18100	ASSY-MEMBER FRONT SUSP ENSION (FROM C/P B10- 100960)	1	1	ALL	C
	79	54321-18000	BOLT-MOUNTING FRONT SUSP (FROM C/P B10- 100960)	4	5	ALL	
	80	54317-18000	BRACKET-SUSPENSION MEM BER (L, N,)	1	1	ALL	
	81	54318-18009	BRACKET-SUSPENSION MEM BER (L, N,)	1	1	ALL	
	82	11240-18000	BRACKET-ENGINE MOUNTIN G FRONT (R, N,)	1	1	ALL	
	83	11241-18000	BRACKET-ENGINE MOUNTIN G FRONT (L, N,)	1	1	ALL	
	84	54502-18002	ASSY-BRACKET, UPPER LIN K INNER (R, N,)	1		ALL	
	85	54502-18003	ASSY-BRACKET UPPER LINK INNER (RW)	1	1	ALL	V
	86	54503-18002	ASSY-BRACKET, UPPER LIN K INNER (L, N,)	1		ALL	
	87	54503-18003	ASSY-BRACKET UPPER LINK INNER (LH)	1	1	ALL	V
	88	54410-18000	COMP., -LINK, UPPER, FRONT SUSPENSION (R, N,)	1	1	ALL	
	89	54411-18000	COMP., -LINK, UPPER, FRONT SUSPENSION (L, N,)	1	1	ALL	
	90	54432-18000	SPINDLE-UPPER LINK	2	2	ALL	
	91	54439-18001	BUSHING-RUBBER, UPPER L INK	4	5	ALL	
	92	54451-18000	WASHER-UPPER LINK OUTE R	4	10	ALL	
	93	54452-18000	WASHER-UPPER LINK INNE R	4	10	ALL	
	94	08915-24610	WASHER-LOCK FIXING SPI NUL	4	50	ALL	

NISSAN MOTOR CO., LTD.

S	KEY NO.	PART NO.	PART NAME	QTY	SALES UNIT	MODEL	ICA
	95	08911-24010	NUT FIXING SPINDLE	4	90	ALL	
	96	21107-E4200	NUT-FIXING SPINDLE	4	10	ALL	Y
	97	54435-18000	BULT-SPINDLE, UPPER LINK	4	10	ALL	
	98	54434-18000	SHIM-CAMBER T2,6	AR	10	ALL	
	99	54434-18001	SHIM-CAMBER T1,2	AR	10	ALL	
	100	08916-24010	WASHER-TOOTH LOCK	4	90	ALL	
	101	08911-24010	NUT	4	90	ALL	
	102	21107-E4200	NUT	4	10	ALL	Y
	103	54436-18000	NUT	4	25	ALL	Y
	104	54492-18000	BUMPER-REBOUND	2	5	ALL	
	105	54420-18001	ASSY-LINK, LOWER, FRONT SUSPENSION(R,H.)	1	1	ALL	
	106	54421-18001	ASSY-LINK, LOWER, FRONT SUSPENSION(L,H.)	1	1	ALL	
	107	54460-18000	RUSHING-RUBBER, LOWER LINK	2	5	ALL	
	108	54220-18000	SUPPORT-RUBBER, FRONT SPRING	2	1	ALL	
	109	54220-18001	SUPPORT-RUBBER FRONT SPRING (FOR COOLER)	2	1	OP, ALL	
	110	54225-18000	SPACER-SUPPORT, FRONT SPRING(T2,0)	AR	5	ALL	Y
	111	54225-27700	SPACER-SUPPORT, FRONT SPRING(T6,0)	AR	5	ALL	
	112	08915-13810	WASHER-LOCK FIXING RUBBER SUPPORT TO LOWER LINK	2	90	ALL	
	113	08911-13810	NUT FIXING RUBBER SUPPORT TO LOWER LINK	2	90	ALL	
	114	54441-18000	PIN-LOWER LINK	2	10	ALL	

NISSAN MOTOR CO., LTD.

S	KEY NO.	PART NO.	PART NAME	QTY	SALES UNIT	MODEL	ICA
	115	08915-14910	WASHER-LOCK FIXING LOWER LINK TO SUSPENSION MEMBER	2	90	ALL	
	116	08911-24010	NUT FIXING LOWER LINK TO SUSPENSION MEMBER	2	90	ALL	
	117	21107-E4200	NUT-FIXING LOWER LINK TO SUSPENSION MEMBER	2	10	ALL	Y
	118	08915-44910	WASHER-PLAIN FIXING LOWER LINK TO SUSPENSION MEMBER	2	90	ALL	
	119	54532-18090	ASSY-BRACKET, TENSION ROD WITH BUSHET(R,H.)	1	1	ALL	
	120	54532-H0100	ASSY-BRACKET TENSION ROD RH	1	1	ALL	Y
	121	54533-18090	ASSY-BRACKET, TENSION ROD WITH BUSHET(L,H.)	1	1	ALL	
	122	74821-H0100	ASSY-BRACKET TENSION ROD WITH BUSHET LH	1	1	ALL	Y
	123	54470-18000	ROD-TENSION(R,H.)	1	1	ALL	
	124	54470-18090	ROD-TENSION(R,H.)	1	1	ALL	Y
	125	54471-18000	ROD-TENSION(L,H.)	1	1	ALL	
	126	54471-18090	ROD-TENSION(L,H.)	1	1	ALL	Y
	127	54481-18000	BUSHING-TENSION ROD	4	10	ALL	
	128	08912-54210	NUT-SELF LOCK FIXING TENSION ROD TO BRACKET	2	90	ALL	
	129	08911-54210	NUT FIXING TENSION ROD TO BRACKET	2	90	ALL	
	130	08915-44210	WASHER-PLAIN FIXING TENSION ROD TO BRACKET	4	90	ALL	
	131	54630-18000	COLLAR-TENSION ROD	2	5	ALL	
	132	54472-18000	WASHER-SPECIAL, TENSION ROD	2	5	ALL	

C3

FIG 42

NISSAN MOTOR CO., LTD.

S	KEY NO.	PART NO.	PART NAME	QTY	SALES UNIT	MODEL	ICA
133		94473-18000	WASHER-SPECIAL TENSION ROD	2	5	ALL	
134		08124-03910	BOLT FIXING TENSION ROD TO LOWER LINK	4	29	ALL	
135		08915-24010	WASHER-LOCK FIXING TENSION ROD TO LOWER LINK	4	56	ALL	
136		96110-18025	KIT-SHOCK ABSORBER, FRONT	2	1	ALL EXC PICK-UP	
137		96110-15425	KIT-SHOCK ABSORBER, FRONT	2	1	PICK-UP	
138		96122-18000	WASHER	2	10	ALL	
139		96124-18000	BUSHING-RUBBER	4	10	ALL	
140		08911-13610	NUT FIXING SHOCK ABSORBER TO UPPER LINK BRACKET	2	50	ALL	
141		08915-13810	WASHER-LOCK FIXING SHOCK ABSORBER TO UPPER LINK BRACKET	2	50	ALL	
142		08120-82010	BOLT FIXING SHOCK ABSORBER TO LOWER LINK BRACKET	4	50	ALL	
143		08915-13810	WASHER-LOCK FIXING SHOCK ABSORBER TO LOWER LINK BRACKET	4	50	ALL	
144		08915-43810	WASHER-PLAIN FIXING SHOCK ABSORBER TO LOWER LINK BRACKET	4	50	ALL	
145		94322-18000	WASHER-MOUNTING BOLT	4	5	ALL	
146		94326-18000	SHIM-MOUNTING 1.0T	2	10	ALL	
147		08915-24010	WASHER-LOCK	8	50	ALL	
148		08911-24010	NUT	6	50	ALL	
149		21107-E4200	NUT	6	10	ALL	
150		08124-03010	BOLT	2	25	ALL	

0111-X

NISSAN MOTOR CO., LTD.

FIG 42

S	KEY NO.	PART NO.	PART NAME	QTY	SALES UNIT	MODEL	ICA
151		08915-54010	WASHER-PLAIN	4	50	ALL	
152		08911-14010	NUT	2	50	ALL	
153		94325-18000	WASHER	2	5	ALL	
154		94327-18000	SHIM-MOUNTING	2	5	ALL	
155		94491-18001	BUMPER-BOUND	2	5	ALL	

REVISED: DECEMBER, 1970

42- 0 8

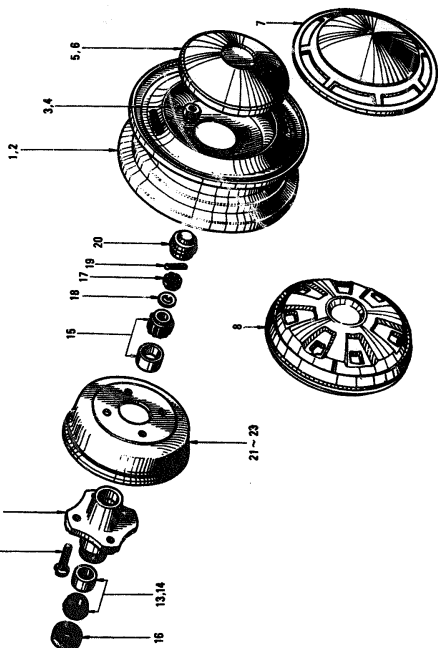
Printed in Japan

REVISED: DECEMBER, 1970

42- 0 9

Printed in Japan

FRONT HUB & ROAD WHEEL



S KEY NO.	PART NO.	PART NAME	QTY	SALES UNIT	MODEL	ICA
-----------	----------	-----------	-----	------------	-------	-----

FRONT HUB & ROAD WHEEL

1	40300-18000	ASSY=WHEEL ROAD	2	1	ALL	
2	40300-18001	ASSY=WHEEL ROAD (FROM OCT-67)	2	1	ALL	Y
3	40225-18000	NUT=ROAD WHEEL	8	10	ALL	
4	40225-27700	NUT=ROAD WHEEL	8	10	ALL	Y
5	40315-18002	CAP=ROAD WHEEL (PLATED)	2	1	STANDARD	
6	40315-15400	CAP=ROAD WHEEL (PAINTED)	2	1	OP PICK-UP	
7	40315-18001	ASSY=COVER, ROAD WHEEL (PLATED)	2	1	DELUXE EXC COUPE	
8	40315-29800	ASSY=COVER ROAD WHEEL	2	1	COUPE	
9	40202-18000	ASSY=HUB, FRONT ROAD WHEEL	2		ALL	
10	40202-18050	ASSY=HUB FRONT ROAD WHEEL	2	1	ALL	Y
11	40202-18051	ASSY=HUB FRONT ROAD WHEEL	2	1	ALL	C
12	40222-18000	BOLT=HUB, ROAD WHEEL	8	10	ALL	
13	40210-18000	ASSY=BEARING, FRONT ROAD WHEEL INNER	2	1	ALL	
14	40210-H1000	ASSY=BEARING, FRONT ROAD WHEEL INNER	2		ALL	Y
15	40215-18000	ASSY=BEARING, FRONT ROAD WHEEL OUTER	2	1	ALL	
16	40232-18000	SEAL=GREASE, FRONT HUB	2	10	ALL	
17	40262-18000	NUT=FRONT WHEEL BEARING	2	10	ALL	

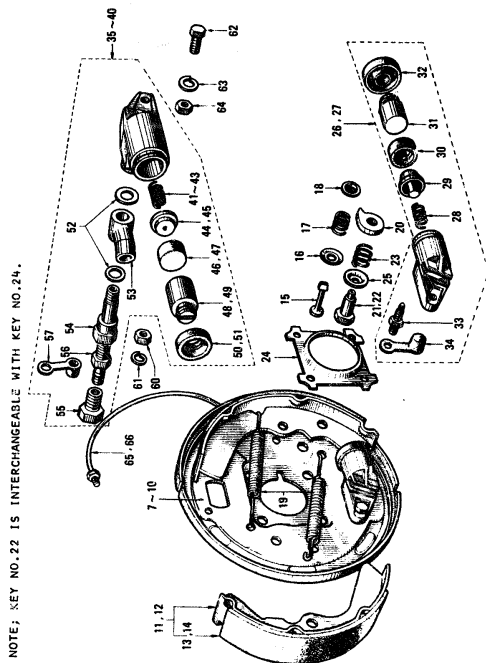
C5
FIG 43

NISSAN MOTOR CO., LTD.

S	KEY NO.	PART NO.	PART NAME	QTY	SALES UNIT	MODEL	ICA
	18	40264-18000	WASHER-FRONT WHEEL SEA RING	2	10	ALL	
	19	08921-33010	PIN-COTTER	2	50	ALL	
	20	40234-18000	CAP-HUB, FRONT	2	5	ALL	
•	21	40206-18001	DRUM-BRAKE	2	1	ALL	
•	22	40206-18002	DRUM-BRAKE (TO SEP '67)	2	1	ALL	Y
	23	40206-18003	DRUM-BRAKE (FROM OCT-'67)	2	1	ALL	Y

4-1106

FRONT BRAKE



S	KEY NO.	PART NO.	PART NAME	QTY	SALES UNIT	MODEL	ACA
---	---------	----------	-----------	-----	------------	-------	-----

FRONT BRAKE

1	41000-18001	ASSY-BRAKE, FRONT (R, H.)	1	1	ALL	
2	41000-18002	ASSY-BRAKE, FRONT (RH)	1	1	ALL	Y
3	41000-27700	ASSY-BRAKE, FRONT (RH)	1	1	ALL	Y
4	41010-18001	ASSY-BRAKE, FRONT (L, H.)	1	1	ALL	
5	41010-18002	ASSY-BRAKE, FRONT (LH)	1	1	ALL	Y
6	41010-27700	ASSY-BRAKE, FRONT (LH)	1	1	ALL	Y
7	41020-18001	ASSY-DISC, FRONT BRAKE (R, H.)	1	1	ALL	
8	41020-18002	ASSY-DISC, FRONT BRAKE (RH)	1	1	ALL	Y
9	41030-18001	ASSY-DISC, FRONT BRAKE (L, H.)	1	1	ALL	
10	41030-18002	ASSY-DISC, FRONT BRAKE (LH)	1	1	ALL	Y
11	41060-18000	ASSY-SHOE, FRONT BRAKE	4	4	ALL	
12	41060-HC100	ASSY-SHOE, FRONT BRAKE	4	4	OP ALL	
13	41066-18000	LINING-BRAKE	4	4	ALL	
14	41066-HD100	LINING-BRAKE	4	4	OP ALL	
15	44081-18000	PIN-ANTI SHOE RATTLE	4	10	ALL	
16	44082-32200	SEAT-SPRING	4	50	ALL	
17	44083-32200	SPRING-ANTI SHOE RATTLE	4	50	ALL	
18	44084-32201	RETAINER-SHOE RATTLE	4	50	ALL	
19	41090-18000	SPRING-RETURN	4	5	ALL	
20	41028-18000	CAH-ADJUSTING	4	10	ALL	

S	KEY NO.	PART NO.	PART NAME	QTY	SALES UNIT	MODEL	ICA
•	21	41029-18000	STUD-ADJUSTING CAM	4	10	ALL	
	22	41029-18001	STUD-ADJUSTING CAM	4	10	ALL	Y
	23	41029-30001	SPRING-ADJUSTING CAM	4	10	ALL	
	24	40242-18000	RAFFLE-FRONT BRAKE DISC	4	5	ALL	
	25	41025-18000	SPACER-ADJUSTING CAM	4	10	ALL	
	26	41100-18000	ASSY-CYLINDER FRONT WHEEL FORE (RH) (TOKICO)	1	1	ALL	
	27	41102-18000	ASSY-CYLINDER FRONT WHEEL FORE (LH) (TOKICO)	1	1	ALL	
	28	41125-18010	SPRING-PISTON (TOKICO)	2	10	ALL	
	29	41116-18010	SEAT-SPRING (TOKICO)	2	10	ALL	
	30	41124-18010	CUP-PISTON (TOKICO)	2	20	ALL	
	31	41122-18010	PISTON-CYLINDER (TOKICO)	2	10	ALL	
	32	41123-18010	COVER-DUST (TOKICO)	2	10	ALL	
	33	41128-21010	SCREW-BLEEDER (TOKICO)	2	10	ALL	
	34	41129-30001	CAP-BLEEDER (TOKICO)	2	10	ALL	
•	35	41101-18000	ASSY-CYLINDER, FRONT WHEEL, AFTER (R.H.)	1	1	ALL	
	36	41101-27700	ASSY-CYLINDER, FRONT WHEEL AFTER (RH)	1	1	ALL	Y
	37	41101-H1000	ASSY-CYLINDER, FRONT WHEEL AFTER (RH) (TOKICO)	1	1	ALL	
•	38	41103-18000	ASSY-CYLINDER, FRONT WHEEL, AFTER (L.H.)	1	1	ALL	
	39	41103-27700	ASSY-CYLINDER, FRONT WHEEL AFTER (LH)	1	1	ALL	Y

S	KEY NO.	PART NO.	PART NAME	QTY	SALES UNIT	MODEL	ICA
	40	41103-H1000	ASSY-CYLINDER FRONT WHEEL AFTER (LH) (TOKICO)	1	1	ALL	
•	41	41125-30001	SPRING-PISTON	2	10	ALL	
	42	41125-18411	SPRING-PISTON	2	10	ALL	Y
	43	41125-18010	SPRING-PISTON (TOKICO)	2	10	ALL	
	44	41116-18000	SEAT-SPRING	2	10	ALL	
	45	41116-18010	SEAT-SPRING (TOKICO)	2	10	ALL	
	46	44112-18000	CUP-PISTON	2	20	ALL	
	47	41124-18010	CUP-PISTON (TOKICO)	2	20	ALL	
	48	41122-18000	PISTON-CYLINDER	2	10	ALL	
	49	41122-18010	PISTON-CYLINDER (TOKICO)	2	10	ALL	
	50	41123-10500	COVER-DUST	2	10	ALL	
	51	41123-18010	COVER-DUST (TOKICO)	2	10	ALL	
	52	41138-18000	PACKING	4	50	ALL	
	53	41130-18000	CONNECTOR	2	10	ALL	
•	54	41131-18000	ROLT-CONNECTOR	2	10	ALL	
	55	41128-27700	ROLT-CONNECTOR	2	10	ALL	Y
	56	41128-18000	SCREW-BLEEDER	2	10	ALL	
	57	41129-30001	CAP-BLEEDER	2	10	ALL	
	58	41100-18029	KIT-REPAIR, FRONT WHEEL CYLINDER*	1	1	ALL	
	59	41100-18026	KIT-REPAIR, FRONT WHEEL CYLINDER**	1	1	ALL	
	60	08011-13810	NUT FIXING WHEEL CYLINDER	4	50	ALL	
	61	08015-13810	WASHER-LOCK FIXING WHEEL CYLINDER	4	50	ALL	

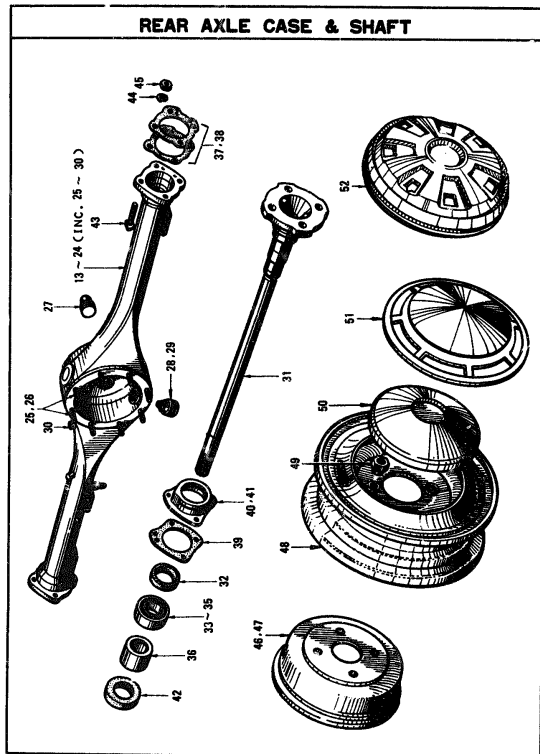
C8
FIG 44

NISSAN MOTOR CO., LTD.

S	KEY NO.	PART NO.	PART NAME	QTY	SALES UNIT	MODEL	ICA
	62	08123-82510	BOLT FIXING WHEEL CYLINDER	2	50	ALL	
	63	08915-13610	WASHER-LOCK FIXING WHEEL CYLINDER	4	50	ALL	
	64	08911-10610	NUT FIXING WHEEL CYLINDER	4	50	ALL	
	65	41140-18000	ASSY-TUBE, BRIDGE FRONT (R.H.)	1	5	ALL	
	66	41141-18000	ASSY-TUBE, BRIDGE FRONT (L.H.)	1	5	ALL	

M-1128

REAR AXLE CASE & SHAFT



S	KEY NO.	PART NO.	PART NAME	QTY	SALES UNIT	MODEL	ICA
---	---------	----------	-----------	-----	------------	-------	-----

REAR AXLE CASE & SHAFT

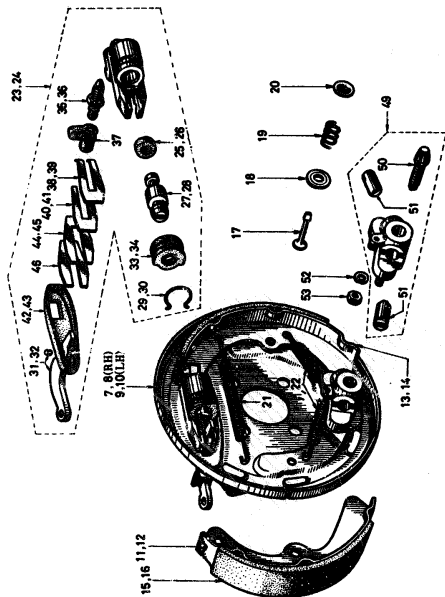
• 1	43000-18051	ASSY=AXLE, REAR	1	1	SEDAN R DRIVE	
• 2	43000-18052	ASSY=AXLE, REAR	1	1	SEDAN R DRIVE	Y
3	43000-18053	ASSY=AXLE, REAR	1	1	SEDAN R DRIVE	Y
4	43000-18054	ASSY=AXLE, REAR (FINAL RATIO 37/9)	1	1	SEDAN R DRIVE & COUPE	
• 5	43000-18151	ASSY=AXLE, REAR	1	1	VAN R DRIVE	
• 6	43000-18152	ASSY=AXLE, REAR	1	1	VAN R DRIVE	Y
7	43000-18153	ASSY=AXLE, REAR	1	1	VAN R DRIVE	Y
8	43000-18154	ASSY=AXLE, REAR	1	1	VAN L DRIVE	
9	43000-15454	ASSY=AXLE, REAR (FINAL RATIO 35/8)	1	1	PICK-UP	
10	43000-00150	ASSY=AXLE, GEAR (FINAL GEAR RATIO 37/8)	1	1	PICK-UP	N
• 11	43000-15453	ASSY=AXLE, REAR	1	1	PICK-UP	
12	43000-00151	ASSY=AXLE, GEAR (FINAL GEAR RATIO 37/9)	1	1	OP PICK-UP	N
• 13	43010-14001	COMP.=CASE, REAR AXLE	1	1	SEDAN	
• 14	43010-18002	COMP.=CASE, REAR AXLE	1	1	SEDAN	Y
15	43010-18003	COMP.=CASE, REAR AXLE	1	1	SEDAN & COUPE	Y
• 16	43010-18004	COMP.=CASE REAR AXLE	1	1	SEDAN & COUPE	Y

S	KEY NO.	PART NO.	PART NAME	QTY	SALES UNIT	MODEL	ICA
•	17	43010-18101	COMP.=CASE,REAR AXLE	1		VAN	
•	18	43010-18102	COMP.=CASE,REAR AXLE	1		VAN	Y
	19	43010-18103	COMP.=CASE,REAR AXLE	1	1	VAN	Y
•	20	43010-18104	COMP.=CASE REAR AXLE	1		VAN	Y
•	21	43010-19403	COMP.=CASE,REAR AXLE	1	1	PICK-UP	
•	22	43010-00101	COMP.=CASE REAR AXLE	1	1	PICK-UP	Y
	23	43010-00151	COMP.=CASE REAR AXLE	1		PICK-UP	Y
	24	43010-19404	COMP.=CASE REAR AXLE	1		PICK-UP	Y
	25	08226-02210	STUD=GEAR CARRIER	8	50	ALL	
	26	43067-00100	STUD=GEAR CARRIER	8	10	ALL	Y
	27	00931-21200	PLUG=TAPER	1	10	ALL	
•	28	43027-04100	ASSY=PLUG,DRAIN	1		ALL	
	29	32103-14600	ASSY=PLUG DRAIN	1	10	ALL	Y
	30	43095-18000	ASSY=BREATHER(RUBBER)	1	10	ALL	
	31	38162-18001	ASSY=SHAFT,REAR AXLE	2	1	ALL	
	32	43070-04101	SPACER=REAR AXLE GEARING	2	5	ALL	
	33	43215-18000	BEARING=REAR AXLE	2	1	SEDAN & COUPE	
•	34	43215-18100	BEARING=REAR AXLE	2	1	VAN	
	35	43215-22500	BEARING=REAR AXLE	2	1	VAN & PICK-UP	Y
	36	43255-18000	COLLAR=BEARING,REAR AXLE SHAFT	2	5	ALL	
	37	43036-10601	SHIM=REAR AXLE CASE END	AR	10	SEDAN & COUPE	
	38	43036-18100	SHIM=REAR AXLE CASE END	AR	10	VAN & PICK-UP	
	39	43230-04100	PACKING=GREASE CATCHER	2	50	ALL	

M-1000

S	KEY NO.	PART NO.	PART NAME	QTY	SALES UNIT	MODEL	ICA
	40	43237-18000	CATCHER=GREASE(R.H.)	1	5	ALL	
	41	43236-18000	CATCHER=GREASE(L.H.)	1	5	ALL	
	42	43292-18000	SEAL=OIL,REAR AXLE SHAFT	2	10	ALL	
	43	43063-18001	BOLT FIXING HUB	8	10	ALL	
	44	08919-23810	WASHER=LOCK,HUB	8	50	ALL	
	45	08912-43810	NUT=LOCK FIXING HUB	8	50	ALL	
•	46	40206-18000	DRUM=BRAKE,REAR (TO SE P-'67)	2		ALL	
	47	43206-18000	DRUM=BRAKE,REAR (FROM OCT-'67)	2	1	ALL	Y
	48	40300-18001	ASSY=WHEEL ROAD	2	1	ALL	
	49	40225-27700	NUT=ROAD WHEEL	8	10	ALL	
	50	40315-18002	CAP=WHEEL	2	1	STANDARD	
	51	40315-18001	COVER=WHEEL	2	1	DELUXE	
	52	40315-25800	COVER=WHEEL	2	1	COUPE	

REAR BRAKE



Note: Key No. 1-6 Includes 7-53.

S	KEY NO.	PART NO.	PART NAME	QTY	SALES UNIT	MODEL	ICA
---	---------	----------	-----------	-----	------------	-------	-----

REAR BRAKE

• 1	44000-18000	ASSY=BRAKE, REAR (R.H.)	1	1	ALL		
2	44000-27700	ASSY=BRAKE REAR (R.H.)	1	1	ALL		Y
3	44000-H0500	ASSY=BRAKE REAR RH	1	1	OP L DRIVE 2 DOOR		
• 4	44010-18000	ASSY=BRAKE, REAR (L.H.)	1	1	ALL		
5	44010-27700	ASSY=BRAKE REAR (L.H.)	1	1	ALL		Y
6	44010-H0500	ASSY=BRAKE REAR LH	1	1	OP L DRIVE 2 DOOR		
• 7	44020-18000	ASSY=DISC, REAR BRAKE (R.H.)	1	1	ALL		
8	44020-27700	ASSY=DISC, REAR BRAKE (L.H.)	1	1	ALL		Y
• 9	44030-18000	ASSY=DISC, REAR BRAKE (L.H.)	1	1	ALL		
10	44030-27700	ASSY=DISC, REAR BRAKE (L.H.)	1	1	ALL		Y
11	44060-18000	ASSY=SHOE, REAR BRAKE FRONT	2	4	ALL		
12	44060-H0100	ASSY=SHOE REAR BRAKE FRONT	2	4	OP ALL		
13	44070-18000	ASSY=SHOE, REAR BRAKE AFTER	2	4	ALL		
14	44070-H0100	ASSY=SHOE REAR BRAKE AFTER	2	4	OP ALL		
15	41066-18000	LINING=BRAKE	4	4	ALL		
16	41066-H0100	LINING=BRAKE	4	4	OP ALL		
17	44081-18000	PIN=ANTI SHOE RATTLE	4	10	ALL		

M-1113

C12

FIG 46

NISSAN MOTOR CO., LTD.

S	KEY NO.	PART NO.	PART NAME	QTY	SALES UNIT	MODEL	ICA
18	44082-32200	SEAT-SPRING,ANTI SHOE RATTLE	4	50	ALL		
19	44083-32200	SPRING-ANTI SHOE RATTLE	4	50	ALL		
20	44084-32201	RETAINER-SHOE RATTLE	4	50	ALL		
21	44090-18000	SPRING-RETURN,BRAKE SH OD CYLINDER	2	10	ALL		
22	44091-18000	SPRING-RETURN,BRAKE SH OD ADJUSTING	4	10	ALL		
23	44100-18000	ASSY-CYLINDER,REAR WHEEL	2	1	ALL		
24	44100-18000	ASSY-CYLINDER REAR	2	1	OP L DRIVE		
25	44112-71200	CUP-PISTON	2	20	ALL		
26	44124-71610	CUP-PISTON	2	50	ALL		
27	44108-18000	PISTON-CYLINDER	2	5	ALL		
28	44108-22010	PISTON-CYLINDER	2	5	ALL		Y
29	44113-31700	RING-SNAP	2	10	ALL		
30	44113-31710	RING-SNAP	2	10	ALL		Y
31	44118-18000	ASSY-LEVER	2	5	ALL		
32	44118-21910	ASSY-LEVER	2	10	ALL		Y
33	44124-31700	COVER-DUST A	2	10	ALL		
34	44124-31710	COVER-DUST A	2	10	ALL		Y
35	44128-18001	SCREW-BLEEDER	2	10	ALL		
36	44128-21011	SCREW-BLEEDER	2	10	ALL		Y
37	44129-30001	CAP-BLEEDER	2	10	ALL		
38	44141-31700	SHIM-ADJUSTING A	2	10	ALL		
39	44141-31710	SHIM-ADJUSTING A	2	10	ALL		Y
40	44142-31700	SHIM-ADJUSTING B	2	10	ALL		

M-1113

NISSAN MOTOR CO., LTD.

FIG 46

S	KEY NO.	PART NO.	PART NAME	QTY	SALES UNIT	MODEL	ICA
41	44142-31710	SHIM-ADJUSTING B	2	10	ALL		Y
42	44144-18000	COVER-DUST B	2	10	ALL		
43	44144-21910	COVER-DUST B	2	5	ALL		Y
44	44149-31700	PLATE-A	2	5	ALL		
45	44149-31710	PLATE-A	2	5	ALL		Y
46	44150-31700	PLATE-B	2	10	ALL		
47	44100-18025	KIT-REPAIR,REAR WHEEL CYLINDER A	1	1	ALL		
48	44100-18026	KIT-REPAIR,REAR WHEEL CYLINDER B	1	1	ALL		
49	44200-18000	ASSY-ADJUSTER,REAR BRAKE	2	1	ALL		
50	44204-18000	WEDGE-ADJUSTER	2	10	ALL		
51	44205-18000	TAPPET-ADJUSTER	4	10	ALL		
52	08915-13610	WASHER-LOCK FIXING ADJUSTER	4	50	ALL		
53	08911-10610	NUT FIXING ADJUSTER	4	50	ALL		

REVISED: SEPTEMBER, 1970

46- - 2

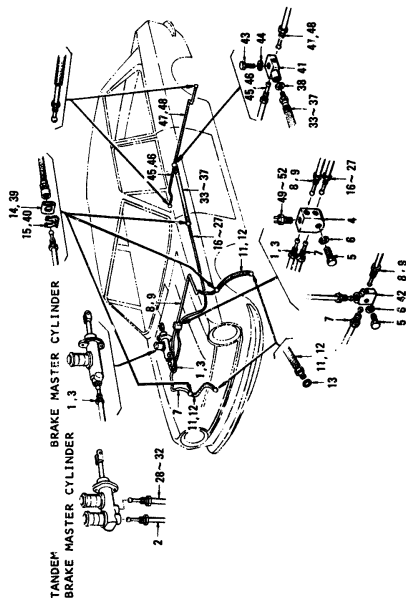
Printed in Japan

REVISED: SEPTEMBER, 1970

46- - 3

Printed in Japan

BRAKE PIPING



N-1199

S KEY NO.	PART NO.	PART NAME	QTY	SALES UNIT	MODEL	ICA
-----------	----------	-----------	-----	------------	-------	-----

BRAKE PIPING

1	46223-18002	ASSY-TUBE, BRAKE MASTER CYLINDER TO 5 WAY CONNECTOR	1	5	R DRIVE	
2	46223-H0101	ASSY-TUBE, BRAKE M/CYL TO 5 WAY CONN FOR TANDEM BRAKE	1	5	OP, R DRIVE 4 SPEED EXC PICK-UP	
3	46223-24900	ASSY-TUBE, BRAKE MASTER CYLINDER TO 5 WAY CONNECTOR	1	1	L DRIVE	
4	46234-18002	CONNECTOR=BRAKE TUBE 5 WAY	1	2	ALL EXC COUPE	
5	08110-63010	BOLT FIXING 5 WAY CONNECTOR	1	90	ALL	
6	08915-13610	WASHER-LOCK FIXING 5 WAY CONNECTOR	1	90	ALL	
7	46240-18001	ASSY-TUBE, FRONT BRAKE (R, H,)	1	5	ALL	
8	46242-18001	ASSY-TUBE, FRONT BRAKE (L, H,)	1	5	ALL	
9	46243-00100	ASSY-TUBE FRONT BRAKE LM	1	5	ALL	N
10	00091-20600	SHOUMET	2	10	ALL	
11	46201-18002	ASSY-HOSE, BRAKE	2	2	ALL	
12	46201-27700	ASSY-HOSE, BRAKE (MVSS)	2	2	ALL	Y
13	46237-18000	GASKET=BRAKE TUBE	2	10	ALL	
14	46205-61000	PLATE=LOCK	2	10	ALL	
15	46206-18000	SPRING=LOCK	2	5	ALL	

S	KEY NO.	PART NO.	PART NAME	QTY	SALES UNIT	MODEL	ICA
	16	46280-18000	TUBE=BRAKE REAR	1	1	R DRIVE EXC T & COUPE	
	17	46280-15400	TUBE=BRAKE REAR	1	1	T	
	18	46280-00100	TUBE=BRAKE REAR	1	1	PICK-UP R DRIVE	N
	19	46280-00101	TUBE=BRAKE REAR	1	1	PICK-UP R DRIVE	N
•	20	46280-H0300	TUBE=BRAKE REAR	1	1	COUPE	
	21	46280-H0305	TUBE=BRAKE REAR	1	1	COUPE	Y
•	22	46280-24900	TUBE=BRAKE REAR	1	1	L DRIVE	
	23	46280-24901	TUBE=BRAKE REAR (FROM OCT-67)	1	1	L DRIVE EXC LT	Y
	24	46280-24902	TUBE=BRAKE REAR (FROM OCT-67)	1	1	L DRIVE EXC LT	Y
	25	46280-15500	TUBE=BRAKE REAR	1	1	LT	
	26	46280-00200	TUBE=BRAKE REAR	1	1	PICK-UP L DRIVE	N
	27	46280-00201	TUBE=BRAKE REAR	1	1	PICK-UP L DRIVE	N
•	28	46280-H0100	TUBE=BRAKE REAR FOR TA NDEN BRAKE	1	1	ENGLAND OP R DRIVE 4 SPEED EXC PICK- UP	
	29	46280-H0105	TUBE=BRAKE REAR FOR TANDEN BRAKE	1	1	ENGLAND OP R DRIVE 4 SPEED EXC PICK- UP	Y
	30	46280-H0106	TUBE=BRAKE REAR	1	1	AUTOMATIC DELUXE	
	31	46280-H0108	TUBE=BRAKE REAR	1	1	AUTOMATIC STANDARD	
	32	46280-H0102	TUBE=BRAKE REAR	1	1	BA BFA	

K-1001

S	KEY NO.	PART NO.	PART NAME	QTY	SALES UNIT	MODEL	ICA
•	33	46201-18001	ASSY=HOSE, BRAKE	1	2	ALL EXC PICK-UP	
	34	46210-27700	ASSY=HOSE, BRAKE (MVSS)	1	2	ALL EXC PICK-UP	Y
•	35	46201-15400	ASSY=HOSE, BRAKE	1	2	PICK-UP	
•	36	46210-15401	ASSY=HOSE BRAKE	2	2	PICK-UP	Y
	37	46210-15402	ASSY=HOSE BRAKE REAR	1	2	PICK-UP	N
	38	46237-18000	GASKET=BRAKE TUBE	1	10	ALL	
	39	46205-61000	PLATE=LOCK FIXING REAR TUBE	1	10	ALL	
	40	46206-18000	SPRING=LOCK FIXING REA R TUBE	1	9	ALL	
	41	46313-18000	CONNECTOR=BRAKE TUBE 3 WAY	1	1	ALL	
	42	46313-68201	CONNECTOR=BRAKE TUBE 3 WAY FOR TANDEN BRAKE	1	2	COUPE OP R DRIVE 4-SPEED EXC PICK- UP	
	43	08113-22510	BOLT FIXING 3 WAY CONN ECTOR	1	50	ALL	
	44	08915-13810	WASHER=LOCK FIXING 3 W AY CONNECTOR	1	50	ALL	
	45	46290-18000	ASSY=TUBE, BRAKE REAR (R , H,)	1	5	ALL EXC PICK-UP	
	46	46 90-15403	ASSY=TUBE, BRAKE REAR RH	1	1	PICK-UP	
	47	46310-18000	ASSY=TUBE, BRAKE REAR (L , H,)	1	5	ALL EXC PICK-UP	
	48	46310-15400	ASSY=TUBE, BRAKE REAR LH	1	1	PICK-UP	
•	49	25320-02700	ASSY=SWITCH, STOP LAMP	1	10	ALL	
•	50	25320-09900	ASSY=SWITCH STOP LAMP	1	10	ALL	Y

C15

FIG. 47

NISSAN MOTOR CO., LTD.

S	KEY NO.	PART NO.	PART NAME	QTY	SALES UNIT	MODEL	ICA
	51	25320-89901	ASSY-SWITCH STOP LAMP	1	10	ALL	Y
	52	25320-H0101	ASSY-SWITCH STOP LAMP (FROM APRIL-70)	1		B20 ALL	N

M-1202

REVISED: DECEMBER, 1970

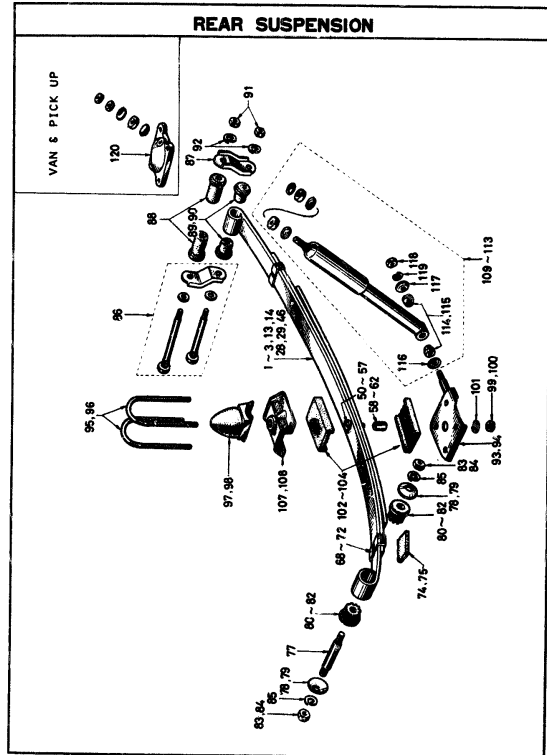
47- 4

Printed in Japan

C16

FIG 48

NISSAN MOTOR CO., LTD.



REVISED: MARCH, 1970

-F48-1-

Printed in Japan

NISSAN MOTOR CO., LTD.

FIG 48

S	KEY NO.	PART NO.	PART NAME	QTY	SALES UNIT	MODEL	ICA
---	---------	----------	-----------	-----	------------	-------	-----

REAR SUSPENSION

1	95020-18003	ASSY-SPRING, REAR (3 LEA VES)	2	1	SEDAN	
2	95020-25709	ASSY-SPRING REAR (3 LEA VES) (N.H.K.)	2	1	OP SEDAN	
3	95020-18002	ASSY-SPRING REAR (CHK)	1	1	SEDAN	
4	95021-18003	LEAF-REAR SPRING NO.1 (CHK)	2	1	SEDAN	
5	95022-18003	LEAF-REAR SPRING NO.2 (CHK)	2	1	SEDAN	
6	95023-18003	LEAF-REAR SPRING NO.3 (CHK)	2	1	SEDAN	
7	95021-18012	LEAF REAR SPRING NO.1 (CHK)	2	1	SEDAN	
8	95021-18013	LEAF REAR SPRING NO.1 (CHK)	2	1	SEDAN	N
9	95022-18012	LEAF-REAR SPRING NO.2 (CHK)	1	1	SEDAN	Y
10	95022-18002	LEAF-REAR SPRING NO.2 (CHK)	1	1	SEDAN	N
11	95022-18013	LEAF-REAR SPRING NO.2 (CHK)	2	1	SEDAN	
12	95023-18013	LEAF REAR SPRING NO.3 (CHK)	2	1	SEDAN	
13	95020-18012	ASSY-SPRING, REAR (N.H.K.)	2	1	VAN	
14	95020-18012	ASSY-SPRING REAR (CHK)	1	1	VAN	
15	95021-18012	LEAF-REAR SPRING NO.1 (CHK)	1	1	VAN	
16	95021-18012	LEAF-REAR SPRING NO.1 (CHK)	1	1	VAN	

48- - 1

REVISED: DECEMBER, 1970

Printed in Japan

S	KEY NO.	PART NO.	PART NAME	QTY	SALES UNIT	MODEL	ICA
•	17	99022-18112	LEAF-REAR SPRING NO.2 (CHK)	1	1 VAN		
	18	99022-18102	LEAF-REAR SPRING NO.2 (CHK)	1	1 VAN	N	
•	19	99023-18112	LEAF-REAR SPRING NO.3 (CHK)	1	1 VAN		
•	20	99023-18112	LEAF-REAR SPRING NO.3 (CHK)	1	1 VAN	N	
	21	99023-18102	LEAF-REAR SPRING NO.3 (CHK)	1	1 VAN	Y	
•	22	99024-18112	LEAF-REAR SPRING NO.4 (CHK)	1	1 VAN		
	23	99024-18102	LEAF-REAR SPRING NO.4 (CHK)	1	1 VAN	N	
	24	99021-18101	LEAF-REAR SPRING NO.1 (CHK)	2	1 VAN		
	25	99022-18101	LEAF-REAR SPRING NO.2 (CHK)	2	1 VAN		
	26	99023-18101	LEAF-REAR SPRING NO.3 (CHK)	2	1 VAN		
	27	99024-18101	LEAF-REAR SPRING NO.4 (CHK)	2	1 VAN		
	28	99020-19403	ASSY-SPRING, REAR RH (CHK)	1	1 PICK-UP		
	29	99020-19404	ASSY-SPRING, REAR LH (CHK)	1	1 PICK-UP		
•	30	99021-19403	LEAF-REAR SPRING NO.1 RH (CHK)	1	1 PICK-UP		
•	31	99021-19404	LEAF-REAR SPRING NO.1 LH (CHK)	1	1 PICK-UP		
•	32	99022-19403	LEAF-REAR SPRING NO.2 RH (CHK)	1	1 PICK-UP		
	33	99022-19410	LEAF-REAR SPRING NO.2 RH (CHK)	1	1 PICK-UP	Y	

S	KEY NO.	PART NO.	PART NAME	QTY	SALES UNIT	MODEL	ICA
•	34	99022-19404	LEAF-REAR SPRING NO.2 LH (CHK)	1	1 PICK-UP		
	35	99022-19411	LEAF-REAR SPRING NO.2 LH (CHK)	1	1 PICK-UP	Y	
•	36	99023-19403	LEAF-REAR SPRING NO.3 RH (CHK)	1	1 PICK-UP		
•	37	99023-19404	LEAF-REAR SPRING NO.3 LH (CHK)	1	1 PICK-UP		
	38	99023-19411	LEAF-REAR SPRING NO.3 LH (CHK)	1	1 PICK-UP	Y	
•	39	99024-19403	LEAF-REAR SPRING NO.4 RH (CHK)	1	1 PICK-UP		
	40	99024-19410	LEAF-REAR SPRING NO.4 RH (CHK)	1	1 PICK-UP	Y	
•	41	99024-19404	LEAF-REAR SPRING NO.4 LH (CHK)	1	1 PICK-UP		
	42	99021-19410	LEAF-REAR SPRING NO.1 RH	1	1 PICK-UP		
	43	99021-19411	LEAF-REAR SPRING NO.1 LH	1	1 PICK-UP		
	44	99023-19410	LEAF-REAR SPRING NO.3 RH	1	1 PICK-UP		
	45	99024-19411	LEAF-REAR SPRING NO.4 LH	1	1 PICK-UP		
	46	99020-29700	ASSY-SPRING, REAR (CHK)	2	1 COUPE		
	47	99021-29700	LEAF-REAR SPRING NO.1 (CHK)	2	1 COUPE		
	48	99022-29700	LEAF-REAR SPRING NO.2 (CHK)	2	1 COUPE		
	49	99023-29700	LEAF-REAR SPRING NO.3 (CHK)	2	1 COUPE		
	50	99057-18003	BULT-CENTER (CHK)	2	10 SEDAN		
•	51	99057-18011-01	BULT-CENTER (CHK)	2	1 SEDAN		

D2

FIG 48

NISSAN MOTOR CO., LTD.

S	KEY NO.	PART NO.	PART NAME	QTY	SALES UNIT	MODEL	ICA
•	52	55057-18012	BOLT-CENTER (CNK)	2		SEDAN	N
	53	55057-18111-01	BOLT-CENTER (CNK)	1		VAN	
	54	55057-18101	BOLT-CENTER (MNH)	2		VAN	
•	55	55057-15403	BOLT-CENTER (MNH)	2	10	PICK-UP	
	56	55057-15410	BOLT-CENTER	2	10	PICK-UP	Y
	57	55057-29700	BOLT-CENTER	2	10	COUPE	
	58	55056-10003	PIECE-DISTANCE UPPER	4	10	ALL	
	59	55056-10004	PIECE-DISTANCE LOWER	4	10	ALL	
	60	55056-04100	PIECE-DISTANCE (CNK)	2	10	ALL	
	61	55056-10010	PIECE-DISTANCE (CNK)	2		ALL	
	62	55056-10011	PIECE-DISTANCE (CNK)	2		ALL	
	63	00915-11910	WASHER-LOCK (MNH)	2	10	ALL	
•	64	00915-13800	WASHER-SPRING	1		VAN	
	65	00915-13810	WASHER-SPRING	1	50	VAN	Y
	66	00999-20410	NUT-CENTER BOLT (MNH)	2	50	ALL	
	67	00911-10810	NUT-CENTER BOLT (CNK)	1	50	ALL	
	68	55049-18003	CLIP (MNH)	4	5	SEDAN & VAN	
	69	55049-18010	CLIP (CNK)	2	5	SEDAN	
	70	55049-18011	CLIP (CNK)	4		SEDAN	N
	71	55049-18110	CLIP (CNK)	2	5	VAN	
	72	55049-11-03	CLIP (MNH)	4	5	PICK-UP	
	73	55053-13210	SPACER-SPRING (CNK)	2	5	SEDAN	
	74	55041-10605	PAD-REAR SPRING (MNH)	4	5	ALL	
	75	55053-13210	PAD-REAR SPRING (CNK)	4	5	VAN	
	76	00610-81800	RIVET	4	10	VAN	

48- - 4

Printed in Japan

REVISED: DECEMBER, 1970

NISSAN MOTOR CO., LTD.

FIG 48

S	KEY NO.	PART NO.	PART NAME	QTY	SALES UNIT	MODEL	ICA
	77	55224-18000	PIN-REAR SPRING FRONT	2	5	ALL	
	78	55218-18000	CAP-FRONT BRACKET, REAR SPRING	4	5	ALL	
	79	55219-18001	CAP-FRONT BRACKET REAR SPRING	4	5	ALL	Y
	80	55045-18000	BUSHING-RUBBER, REAR SPRING	4	5	SEDAN	
	81	55045-18100	BUSHING-RUBBER, REAR SPRING	4	5	VAN	
	82	55045-15401	BUSHING-RUBBER, REAR SPRING	4	5	PICK-UP	
	83	00911-24010	NUT-FIXING REAR SPRING PIN	4	50	ALL	
	84	24107-E4200	NUT-FIXING REAR SPRING PIN	4	10	ALL	Y
	85	00915-14010	WASHER-LOCK FIXING REAR SPRING PIN	4	50	ALL	
	86	55220-18000	ASSY-SHACKLE, REAR SPRING	2	1	ALL	
	87	55221-18000	PLATE-SHACKLE, REAR SPRING INNER	2	5	ALL	
	88	55046-18000	BUSHING-REAR SPRING REAR UPPER	4	10	ALL	
	89	55047-18000	BUSHING-REAR SPRING REAR LOWER	4	10	ALL EXC PICK-UP	
	90	55047-15401	BUSHING-REAR SPRING REAR LOWER	4	10	PICK-UP	
	91	00911-23610	NUT	4	50	ALL	
	92	00915-23610	WASHER-LOCK	4	50	ALL	
	93	55262-18001	SEAT-REAR SPRING LOWER (L, M,)	1	1	ALL	
	94	55266-18001	SEAT-REAR SPRING LOWER (L, M,)	1	1	ALL	

48- - 5

Printed in Japan

REVISED: DECEMBER, 1970

D3

FIG 48

NISSAN MOTOR CO., LTD.

S	KEY NO.	PART NO.	PART NAME	QTY	SALES UNIT	MODEL	ICA
	95	95247-18001	CLIP-REAR SPRING	4	1	SEDAN	
	96	95247-18100	CLIP-REAR SPRING	4	1	VAN	
	97	95240-18003	ASSY-BUMPER,REAR AXLE	2	1	SEDAN	
	98	95240-18100	ASSY-BUMPER,REAR AXLE	2	1	VAN & PICK-UP	
	99	08911-24010	NUT	8	50	ALL	
	100	21107-E4200	NUT	8	10	ALL	Y
	101	08915-14010	WASHER-LOCK	8	50	ALL	
	102	95243-18002	PAD-SEAT,REAR SPRING	4	5	SEDAN	
	103	95243-18101	PAD-SEAT,REAR SPRING	4	5	VAN	
	104	95243-15402	PAD-SEAT,REAR SPRING	4		PICK-UP	
	105	95242-15401	STOPPER-BUMPER RH	1	1	PICK-UP	
	106	95249-15401	STOPPER-BUMPER LH	1	1	PICK-UP	
	107	95054-18002	PLATE-LOCATION,REAR SP RING	2	1	SEDAN	
	108	95054-18100	PLATE-LOCATION,REAR SP RING	2	1	VAN	
o	109	96210-18027	KIT-SHOCK ABSORBER,REAR	2		SEDAN	
	110	96210-18028	KIT-SHOCK ABSORBER REAR	2	1	SEDAN	Y
	111	96210-18126	KIT-SHOCK ABSORBER, REAR	2	1	VAN	
	112	96210-15425	KIT-SHOCK ABSORBER, REAR	1	1	PICK-UP	
	113	96210-18026	KIT-SHOCK ABSORBER REAR	1	1	COUPE	
	114	96124-18000	BUSHING-RUBBER,REAR SHOCK ABSORBER	4	10	SEDAN	
	115	96125-18100	BUSHING-RUBBER,REAR SHOCK ABSORBER	4	10	VAN & PICK-UP	

48- - 6

REVISED: DECEMBER, 1970

Printed in Japan

NISSAN MOTOR CO., LTD.

FIG 48

S	KEY NO.	PART NO.	PART NAME	QTY	SALES UNIT	MODEL	ICA
	116	96122-18000	WASHER-SHOCK ABSORBER	2	10	ALL	
	117	96123-18000	WASHER-SHOCK ABSORBER	2	10	ALL	
	118	08911-13810	NUT	2	50	ALL	
	119	08915-13810	WASHER=LOCK	2	50	ALL	
	120	96223-18101	SHOCKET-REAR SHOCK ABSORBER	2	1	VAN & PICK-UP	
	121	08113-81610	BOLT	8	50	VAN	
	122	08915-13810	WASHER=LOCK	8	50	VAN	

48- - 7

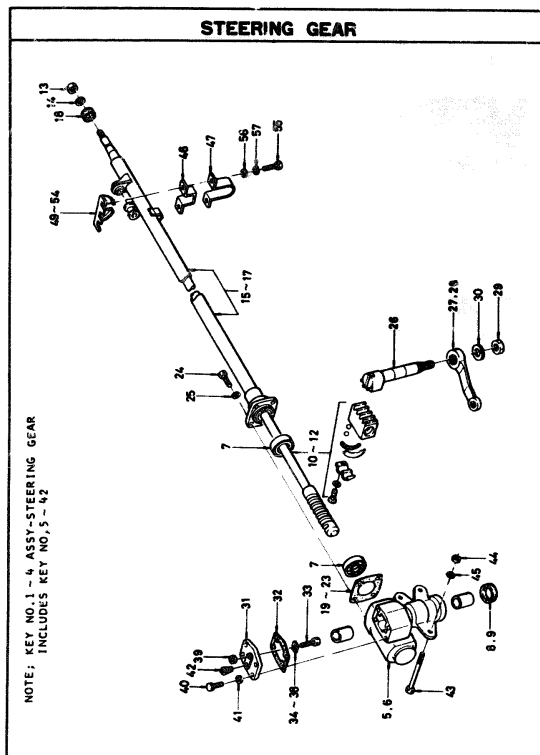
REVISED: DECEMBER, 1970

Printed in Japan

E1

STEERING

STEERING GEAR



S	KEY NO.	PART NO.	PART NAME	QTY	SALES UNIT	MODEL	ICA
---	---------	----------	-----------	-----	------------	-------	-----

STEERING GEAR

1	40010-10000	ASSY-GEAR, STEERING	1	1	3 SPEED		
2	40010-20700	ASSY-GEAR, STEERING	1	1	4 SPEED R DRIVE		
3	40010-24900	ASSY-GEAR, STEERING	1	1	4 SPEED L DRIVE		
4	40010-27700	ASSY-GEAR, STEERING FOR STEERING LOCK	1	1	JP L DRIVE		
5	40011-10000	ASSY-ADJUSTING GEAR	1	1	R DRIVE		
6	40011-24900	ASSY-ADJUSTING GEAR	1	1	L DRIVE		
7	40025-10000	BEARING-WORM	2	1	ALL		
8	40137-10000	SEAL-OIL, SECTOR SHAFT	1	10	ALL		
9	40137-01900	SEAL-OIL SECTOR SHAFT	1	10	ALL		
10	40024-10000	ASSY-COLUMN, STEERING	1	1	R DRIVE		
11	40024-24900	ASSY-COLUMN, STEERING	1	1	L DRIVE		
12	40024-27700	ASSY-COLUMN STEERING	1	1	OP L DRIVE		
13	00911-24210	NUT-FIXING STRG WHEEL	1	90	ALL		
14	00916-24210	WASHER-LOCK, INTERNAL T OOTH FIXING STEERING WHEEL	1	90	ALL		
15	40050-10000	ASSY-JACKET, COLUMN	1	1	3 SPEED		
16	40050-20900	ASSY-JACKET, COLUMN	1	1	4 SPEED		
17	40050-27700	ASSY-JACKET COLUMN	1	1	L DRIVE		
18	40054-10000	ASSY-BUSHING, COLUMN JACKET	1	5	ALL		
19	40031-10000	SHIM-ADJUSTING, WORM (O, OST)	AR	10	ALL		

S	KEY NO.	PART NO.	PART NAME	QTY	SALES UNIT	MODEL	ICA
20	48032-18000	SHIM-ADJUSTING, WORM (O, 07T)	AR	10	ALL		
21	48033-18000	SHIM-ADJUSTING, WORM (O, 08T)	AR	10	ALL		
22	48034-18000	SHIM-ADJUSTING, WORM (O, 1T)	AR	10	ALL		
23	48035-18000	SHIM-ADJUSTING, WORM (O, 2T)	AR	10	ALL		
24	08910-02010	BOLT FIXING COLUMN JACKET	4	50	ALL		
25	08915-13810	WASHER-LOCK FIXING COLUMN JACKET	4	50	ALL		
26	48103-18000	SHAFT-SECTOR	1	1	ALL		
27	48502-18000	ARM-STEERING GEAR	1	1	R DRIVE		
28	48502-24900	ARM-STEERING GEAR	1	1	L DRIVE		
29	08911-24610	NUT FIXING GEAR ARM	1	50	ALL		
30	08915-14610	WASHER-LOCK FIXING GEAR ARM	1	50	ALL		
31	48201-18000	COVER-SECTOR SHAFT	1	1	ALL		
32	48204-18000	GASKET-COVER	1	10	ALL		
33	48139-66000	SCREW-ADJUSTING, SECTOR	1	10	ALL		
34	48130-66000	SHIM-ADJUSTING, SECTOR SHAFT	AR	10	ALL		
35	48131-66000	SHIM-ADJUSTING, SECTOR SHAFT	AR	10	ALL		
36	48132-66000	SHIM-ADJUSTING, SECTOR SHAFT	AR	10	ALL		
37	48133-66000	SHIM-ADJUSTING, SECTOR SHAFT	AR	10	ALL		
38	48134-66000	SHIM-ADJUSTING, SECTOR SHAFT	AR	10	ALL		
39	08911-34010	NUT-ADJUSTING SCREW	1	50	ALL		

M-100

S	KEY NO.	PART NO.	PART NAME	QTY	SALES UNIT	MODEL	ICA
40	08910-02010	BOLT FIXING SECTOR SHAFT COVER	4	50	ALL		
41	08915-13810	WASHER-FIXING SECTOR SHAFT COVER	4	50	ALL		
42	08913-10410	PLUG	1	50	ALL		
43	48214-18001	BOLT FIXING STEERING EAR	3	10	ALL		
44	08912-40810	NUT-SELF LOCK STRG GEAR	3	50	ALL		
45	08915-43810	WASHER-PLAIN FIXING STEERING GEAR	3	50	ALL		
46	48324-18000	CLAMP-STEERING POST, UPPER	1	1	ALL		
47	48326-18000	CLAMP-STEERING POST, LOWER	1	1	ALL		
48	48325-18000	PACKING-STEERING POST	1	5	ALL		
49	48327-18000	FINISHER-STEERING POST CLAMP	1	5	S & V		
50	48327-H0100	FINISHER-STEERING POST CLAMP	1	1	OP VAN PIE-UP SA 87A	Y	
51	48327-20900	FINISHER-STEERING POST CLAMP	1	1	VT, VT		
52	48327-H0110	FINISHER-STEERING POST CLAMP	1	1	OP VAN COUPE	Y	
53	48327-24900	FINISHER-STEERING POST CLAMP	1	1	BLT, VLT		
54	48327-27720	FINISHER-STEERING POST CLAMP (FROM OCT-1977)	1	1	BLT, VLT	N	
55	08910-62010	BOLT FIXING STEERING POST CLAMP	2	50	ALL		
56	08915-43610	WASHER-PLAIN, STRG POST CLAMP	2	50	ALL		

E4

FIG. 49

NISSAN MOTOR CO., LTD.

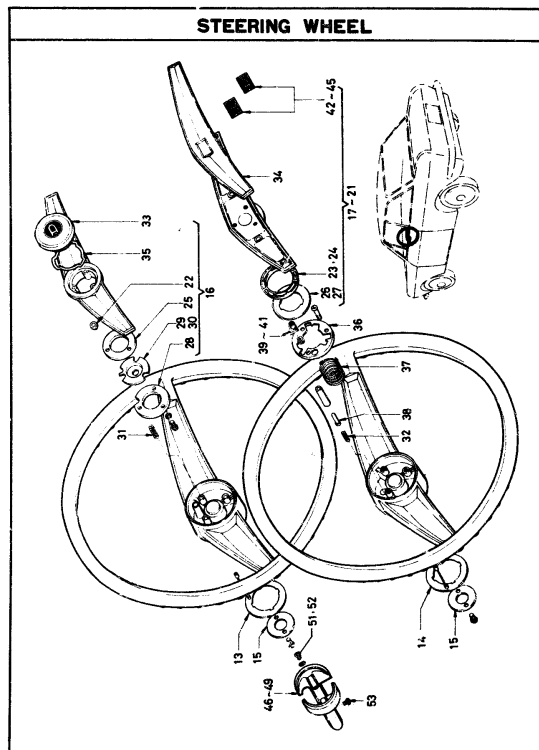
S	KEY NO.	PART NO.	PART NAME	QTY	SALES UNIT	MODEL	ICA
	57	08915-13610	WASHER-LOCK FIXING ST ERING POST CLAMP	2	50	ALL	

M-1246

REVISED: MARCH, 1970

49 - 4

Printed in Japan



S	KEY NO.	PART NO.	PART NAME	QTY	SALES UNIT	MODEL	ICA
---	---------	----------	-----------	-----	------------	-------	-----

STEERING WHEEL

1	48400-18002	ASSY-WHEEL STEERING (TO SEP-67)	1	1	ALL EXC COUPE	
2	48400-27700	ASSY-WHEEL STEERING	1		ALL	Y
3	48400-27701	ASSY-WHEEL STEERING (FROM OCT-67)	1		ALL	N
4	48400-27703	ASSY-WHEEL STEERING	1	1	ALL	Y
5	48400-H0500	ASSY WHEEL STEERING (HARD RUBBER) (MARK "D")	1		ALL EXC OKINAWA	Y
6	48400-H0501	ASSY WHEEL STEERING (ACETATE) (MARK "D")	1		ALL EXC OKINAWA	Y
7	48400-H0502	ASSY WHEEL STEERING (POLYPROPYLENE) (MARK "D")	1	1	ALL EXC OKINAWA	Y
8	48400-H0503	ASSY-WHEEL STEERING (MARK "D")	1	1	ALL EXC OKINAWA	Y
9	48400-H0100	ASSY WHEEL STEERING (HARD RUBBER) (MARK "S")	1		OKINAWA	Y
10	48400-H0101	ASSY WHEEL STEERING (ACETATE) (MARK "S")	1		OKINAWA	Y
11	48400-H0102	ASSY WHEEL STEERING (POLYPROPYLENE) (MARK "S")	1	1	OKINAWA	Y
12	48400-H0103	ASSY-WHEEL STEERING (MARK "S")	1	1	OKINAWA	Y
13	48429-18010	ASSY-RING, SLIP (TO SEP-67)	1	5	ALL	
14	48429-27710	ASSY-RING, SLIP (FROM OCT-67)	1	5	ALL	N
15	48430-18010	INSERT	1	5	ALL	

NISSAN MOTOR CO., LTD.

KEY NO.	PART NO.	PART NAME	QTY	SALES UNIT	MODEL	ICA
16	48420-18010	ASSY=BAR,HORN (TO SEP-67)	1	1	ALL EXC COUPE	
17	48420-27711	ASSY=BAR,HORN (FROM OCT-67)	1	1	ALL	N
18	48420-H0510	ASSY=BAR HORN	1	1	ALL EXC OKINAWA & COUPE	Y
19	48420-H0511	ASSY=BAR HORN(MARK"U")	1	1	ALL EXC OKINAWA & COUPE	Y
20	48420-H0110	ASSY=BAR HORN	1	1	OKINAWA EXC COUPE	
21	48420-H0111	ASSY=BAR HORN(MARK"U")	1	1	OKINAWA EXC COUPE	Y
22	48452-18010	INSULATOR=HORN BAR (TO SEP-67)	3	10	ALL EXC COUPE	
23	48452-27710	INSULATOR=HORN BAR (FROM OCT-67)	1	5	ALL	N
24	48452-H0110	INSULATOR=HORN BAR	1		ALL	Y
25	48451-18010	ASSY=PLATE,CONTACT (TO SEP-67)	1	5	ALL EXC COUPE	
26	48451-27710	ASSY=PLATE,CONTACT (FROM OCT-67)(NOT FOR SALE)	1		ALL	N
27	48451-H0110	ASSY=PLATE CONTACT	1	10	ALL	Y
28	48450-18010	RING=INSULATOR (TO SEP-67)	1	5	ALL EXC COUPE	
29	48433-18010	SEAT=HORN(TO SEP-67)	1	5	ALL EXC COUPE	
30	48433-21010	SEAT=HORN(FROM OCT-67)	1	10	ALL	N
31	48424-18010	SPRING=HORN(TO SEP-67)	3	10	ALL EXC COUPE	
32	48424-27710	SPRING=HORN(FROM OCT-67)	3	5	ALL	N

NISSAN MOTOR CO., LTD.

KEY NO.	PART NO.	PART NAME	QTY	SALES UNIT	MODEL	ICA
33	48422-18010	BUTTON=HORN(TO SEP-67)	1	1	ALL EXC COUPE	
34	48422-27726	PAW=HORN W/EMBLEM(FROM OCT-67)	1	1	ALL	N
35	48425-18010	LOCK=HORN BUTTON (TO SEP-67)	1	10	ALL EXC COUPE	
36	48427-27710	SEAT=CONTACT(FROM OCT-67)	1	5	ALL	
37	48426-73000	SPRING=CONTACT(FROM OCT-67)	1	10	ALL	
38	48435-27710	PIECE=CONTACT(FROM OCT-67)	1	10	ALL	
39	48496-21010	CLAMP=PIECE	1	10	ALL	
40	48496-H0510	CLAMP=PIECE	1	10	ALL EXC COUPE	
41	48496-H0110	CLAMP=PIECE	1	10	ALL EXC COUPE	Y
42	48498-27710	EMBLEM"S"(FROM OCT-67)	1	1	UP ALL	
43	48498-H0110	EMBLEM"S"	1	2	OKINAWA EXC COUPE	
44	48498-27711	EMBLEM"D"(FROM OCT-67)	1	1	ALL	
45	48498-H0510	EMBLEM"D"	1	2	ALL EXC OKINAWA & COUPE	
46	48471-18050	ASSY=SHELL,STEERING COLUMN	1	1	3 SPEED	
47	48471-24950	ASSY=SHELL,STEERING COLUMN	1	1	4 SPEED	
48	48470-H0120	SET=SHELL STEERING COLUMN	1	1	AUTOMATIC	
49	48471-27751	ASSY=SHELL FOR STEERING LOCK	1	1	OP L DRIVE	
50	48473-H0120	INDICATOR=POSITION	1	1	AUTOMATIC	

E7
FIG. 50

NISSAN MOTOR CO., LTD.

S	KEY NO.	PART NO.	PART NAME	QTY	SALES UNIT	MODEL	ICA
	51	08310-41662	SCREW	2	50	ALL EXC AUTOMATIC	
	52	08310-41662	SCREW	4	50	AUTOMATIC	
	53	08330-41410	SCREW	1	50	ALL	
	54	08700-22001	ASSY-LOCK, STEERING	1	1	UP L DRIVE	
	55	08705-22001	CAP-SWITCH STEERING LOCK (FROM OCT-67)	1	10	OP L DRIVE	
	56	08750-22001	ASSY-SWITCH, IGNITION FOR STNG LOCK	1	2	OP L DRIVE	
	57	08750-A6900	ASSY-SWITCH IGNITION FOR STEERING LOCK	1	1	OP L DRIVE Y	
	58	08327-27701	FL-15MFR-STEERING POST	1	1	OP L DRIVE	
	59	74942-10900	PLUG-20 FOR IGNITION SW	1	1	OP L DRIVE	

M-1143

REVISED: JUNE, 1970

50- - 4

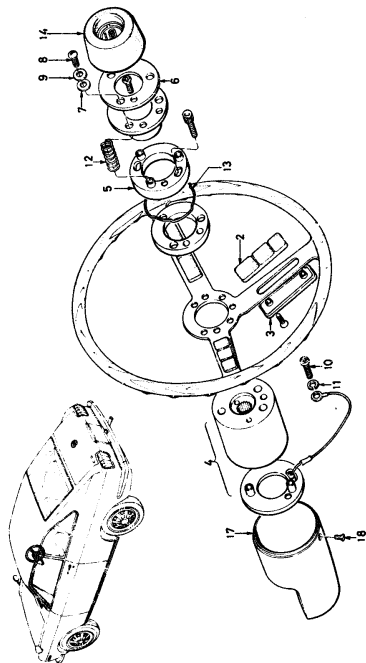
Printed in Japan

E8

FIG 50 A

NISSAN MOTOR CO., LTD.

STEERING WHEEL (OPTION COUPE)



NISSAN MOTOR CO., LTD.

FIG 50 A

S	KEY NO.	PART NO.	PART NAME	QTY	SALES UNIT	MODEL	ICA
---	---------	----------	-----------	-----	------------	-------	-----

STEERING WHEEL (OPTION COUPE)

1	48400-25710	ASSY=WHEEL STEERING	1	1	OP COUPE		
2	48422-25710	PAD=ARM DELUXE TYPE	3	5	OP COUPE		
3	48419-25710	WASHER=PAD DELUXE TYPE	3	5	OP COUPE		
4	48495-25710	ASSY=RING CONTACT	1	5	OP COUPE		
5	48463-22000	INSULATOR=CONTACT CUP	1	5	OP COUPE		
6	48451-14800	PLATE=CONTACT	1	5	OP COUPE		
7	48466-12905	INSULATOR=UPPER	3	50	OP COUPE		
8	00310-61410	SCREW	3	50	OP COUPE		
9	48441-12905	WASHER=PLAIN	1	10	OP COUPE		
10	00310-60610	SCREW	1	50	OP COUPE		
11	00915-10610	WASHER=LOCK	1	50	OP COUPE		
12	48441-25710	SPRING=HORN BUTTON	3	10	OP COUPE		
13	48425-22000	SPRING=LOCK HORN 1 BUTTON RETAINER	1	10	OP COUPE		
14	48460-25710	ASSY=RETAINER HORN	1	1	OP COUPE		
15	00911-34210	NUT	1	50	OP COUPE		
16	08916-24210	WASHER=LOCK TOOTH	1	50	OP COUPE		
17	48470-25701	SHELL=STEERING COLUMN	1	1	OP COUPE		
18	00330-41410	SCREW=MACHINE	2	50	OP COUPE		

REVISED JUNE, 1969

-F50A-1-

Printed in Japan

REVISED: JUNE, 1969

50-A- 1

Printed in Japan

E10

FIG 51

NISSAN MOTOR CO., LTD.

S	KEY NO.	PART NO.	PART NAME	QTY	SALES UNIT	MODEL	ICA
	22	48215-18000	BOLT	1	10	R DRIVE	
	23	48216-18000	BOLT	1	5	R DRIVE	
	24	08912-43810	NUT	1	50	R DRIVE	
•	25	48510-18000	ASSY=ROD, SIDE (R, H,)	1	1	R DRIVE	
•	26	48510-18001	ASSY=ROD, SIDE (RH)	1	1	R DRIVE	Y
	27	48510-H0100	ASSY=ROD, SIDE (RH)	1		R DRIVE	Y
•	28	48630-18000	ASSY=ROD, SIDE (L, H,)	1	1	R DRIVE	
•	29	48630-18001	ASSY=ROD, SIDE (LH)	1	1	R DRIVE	Y
	30	48630-H0100	ASSY=ROD, SIDE (LH)	1		R DRIVE	Y
•	31	48520-18000	ASSY=SOCKET, SIDE ROD O UTER RH	1	1	R DRIVE	
	32	48520-18001	ASSY=SOCKET, SIDE ROD OUTER RH	1	2	R DRIVE	Y
•	33	48521-18000	ASSY=SOCKET, SIDE ROD I NNER (R, H,)	1	1	R DRIVE	
	34	48521-18001	ASSY=SOCKET, SIDE ROD INNER (R, H)	1	2	R DRIVE	Y
•	35	48640-18000	ASSY=SOCKET, SIDE ROD O UTER (L, H,)	1	2	R DRIVE	
	36	48640-18001	ASSY=SOCKET, SIDE ROD OUTER (L, H)	1	2	R DRIVE	Y
•	37	48641-18000	ASSY=SOCKET, SIDE ROD I NNER (L, H,)	1	2	R DRIVE	
	38	48641-18001	ASSY=SOCKET, SIDE ROD INNER (L, H)	1	2	R DRIVE	Y
	39	48522-18000	COVER=DUST, SIDE ROD	4	10	R DRIVE	
	40	48526-18000	RING=ON DUST COVER	4	5	R DRIVE	
	41	48189-73000	PLUG=FILLER	4	10	R DRIVE	
	42	08911-14010	NUT	4	50	R DRIVE	
	43	48512-18000	BAR=SIDE ROD	2	5	R DRIVE	

NISSAN MOTOR CO., LTD.

FIG 51

S	KEY NO.	PART NO.	PART NAME	QTY	SALES UNIT	MODEL	ICA
	44	48514-18000	NUT=LOCK, SIDE ROD (L, H,)	2	10	R DRIVE	
	45	08911-34210	NUT	2	50	R DRIVE	

REVISED SEPTEMBER, 1969

51 - 2

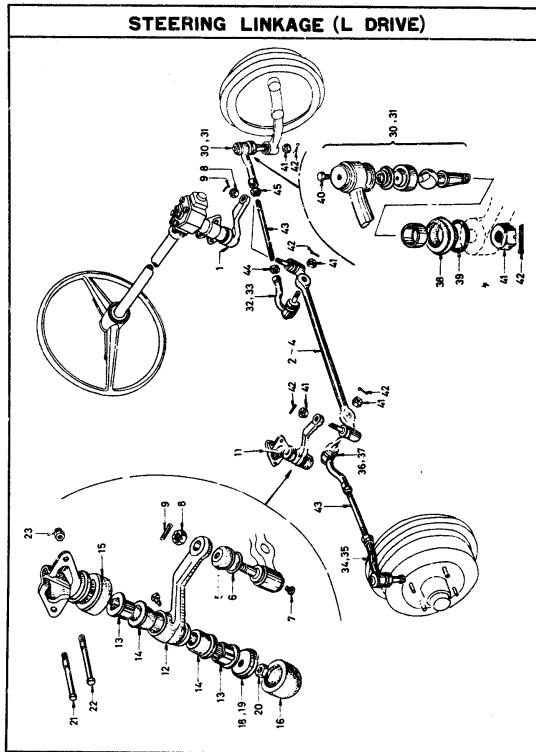
Printed in Japan

REVISED SEPTEMBER, 1969

51 - 3

Printed in Japan

STEERING LINKAGE (L DRIVE)



S	KEY NO.	PART NO.	PART NAME	QTY	SALES UNIT	MODEL	EC
---	---------	----------	-----------	-----	------------	-------	----

STERING LINKAGE (L DRIVE)

1	48502-24900	ARM-STEERING GEAR	1	1	L DRIVE		
2	48560-24900	ASSY-ROD,CROSS	1	1	L DRIVE		
3	48560-24901	ASSY-ROD,CROSS	1	1	L DRIVE		Y
4	48560-H0500	ASSY CROSS ROD	1	1	L DRIVE		Y
5	48522-18000	COVER-DUST, SIDE ROD	2	5	L DRIVE		
6	48526-18000	RING-W/O DUST COVER	2	5	L DRIVE		
7	40109-73000	PLUG-FILLER	2	10	L DRIVE		
8	08911-14010	NUT	2	90	L DRIVE		
9	08921-32210	PIN-COTTER	2	1	L DRIVE		
10	48557-18000	CIRCLIP	2	10	L DRIVE		
11	48530-24900	ASSY-IDLER	1	1	L DRIVE		
12	48551-18001	ARM-IDLER	1	1	L DRIVE		
13	48545-18000	BUSHING-IDLER SHAFT	2	5	L DRIVE		
14	48544-18000	BUSHING-RUBBER, IDLER S HAFT	2	10	L DRIVE		
15	48546-18002	COVER-DUST, IDLER SHAFT	1	1	L DRIVE		
16	48547-18001	COVER-DUST, IDLER SHAFT , LOWER	1	1	L DRIVE		
17	48548-18000	CLAMP-DUST COVER	1	1	L DRIVE		
18	48541-18000	WASHER-IDLER SHAFT, LOW ER (TO SEP-68)	1	5	L DRIVE		
19	48541-10600	WASHER-IDLER SHAFT, LOW ER (FROM OCT-68)	1	10	L DRIVE		N
20	08912-64210	NUT-SELF LOCK	1	50	L DRIVE		
21	48215-18000	BOLT	1	10	L DRIVE		

E12

FIG 51A

NISSAN MOTOR CO., LTD.

KEY NO.	PART NO.	PART NAME	QTY	SALES UNIT	MODEL	ICA
22	48216-18000	BOLT	1	5 L DRIVE		
23	08912-43810	NUT	1	50 L DRIVE		
24	48510-18000	ASSY-ROD, SIDE (R.H.)	1	1 L DRIVE		
25	48510-18001	ASSY-ROD, SIDE (RH)	1	1 L DRIVE	Y	
26	48510-H0100	ASSY-ROD, SIDE (RH)	1	1 L DRIVE	Y	
27	48630-18000	ASSY-ROD, SIDE (L.H.)	1	1 L DRIVE		
28	48630-18001	ASSY-ROD, SIDE (LH)	1	1 L DRIVE	Y	
29	48630-H0100	ASSY-ROD, SIDE (LH)	1	1 L DRIVE	Y	
30	48520-18000	ASSY-SOCKET, SIDE ROD OUTER (R.H.)	1	1 L DRIVE		
31	48520-18001	ASSY-SOCKET, SIDE ROD OUTER (R.H.)	1	2 L DRIVE	Y	
32	48521-18000	ASSY-SOCKET, SIDE ROD INNER (R.H.)	1	1 L DRIVE		
33	48521-18001	ASSY-SOCKET, SIDE ROD INNER (R.H.)	1	2 L DRIVE	Y	
34	48640-18000	ASSY-SOCKET, SIDE ROD OUTER (L.H.)	1	2 L DRIVE		
35	48640-18001	ASSY-SOCKET, SIDE ROD OUTER (L.H.)	1	2 L DRIVE	Y	
36	48641-18000	ASSY-SOCKET, SIDE ROD INNER (L.H.)	1	2 L DRIVE		
37	48641-18001	ASSY-SOCKET, SIDE ROD INNER (L.H.)	1	1 L DRIVE	Y	
38	48522-18000	COVER-DUST, SIDE ROD	4	5 L DRIVE		
39	48526-18000	RING-NO DUST COVER	4	5 L DRIVE		
40	40189-73000	PLUG-FILLER	4	10 L DRIVE		
41	08911-14010	NUT	4	50 L DRIVE		
42	08921-32210	PIN-COTTER	4	1 L DRIVE		
43	48512-18000	BAR-SIDE ROD	2	5 L DRIVE		

NISSAN MOTOR CO., LTD.

FIG 51A

KEY NO.	PART NO.	PART NAME	QTY	SALES UNIT	MODEL	ICA
44	48514-18000	NUT-LOCK, SIDE ROD (L.H.)	2	10 L DRIVE		
45	08911-34210	NUT	2	50 L DRIVE		

REVISED: MARCH, 1969

51-A- 2

Printed in Japan

REVISED: MARCH, 1969

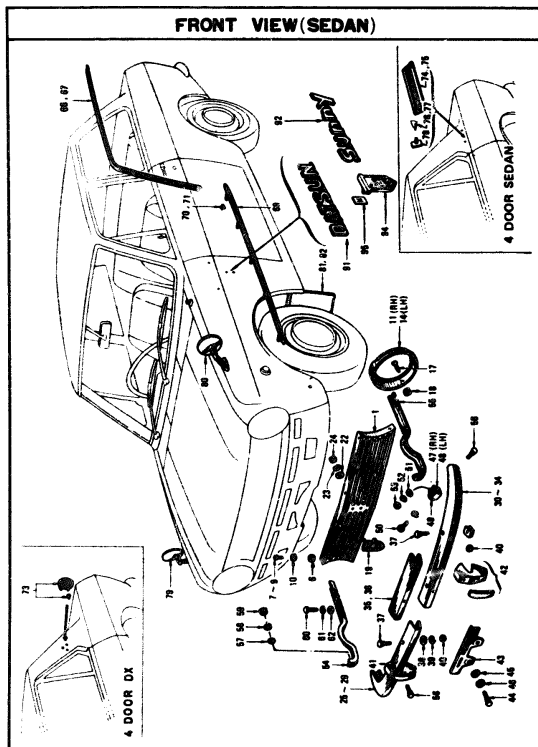
51-A- 3

Printed in Japan

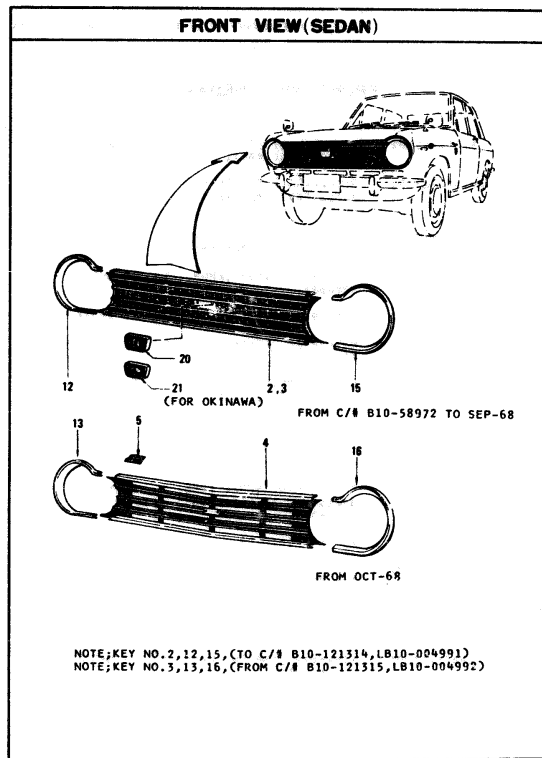
F1

BODY(SEDAN)

FRONT VIEW (SEDAN)



FRONT VIEW (SEDAN)



S	KEY NO.	PART NO.	PART NAME	QTY	SALES UNIT	MODEL	ICA
FRONT VIEW (SEDAN)							
	1	62303-18002	GRILLE-RADIATOR (TO C/S 810-58971)	1	1 B, BT		
	2	62303-27700	GRILLE-RADIATOR (FROM C/S 810-58972 TO SEE FIG 52)	1	1 SEDAN	N	
	3	62303-27701	GRILLE-RADIATOR (FROM SEE FIG 52 TO SEP-68)	1	1 SEDAN	N	
	4	62303-M0100	GRILLE-RADIATOR (FROM OCT-68)	1	1 SEDAN	N	
	5	F2303-M0100	RUBBER-ACCEPY	4	10 SEDAN		
	6	08963-10440	NUT-SPRING FIXING RADIATOR GRILLE	9	50 SEDAN		
	7	08913-40820	SCREW-TAPPING FIXING RADIATOR GRILLE (TO SEP-68)	9	50 SEDAN		
	8	62309-89900	P/H TAPPING SCREW TYPE 1 FIX RAD GRILLE (FROM OCT-68)	3	SEDAN		
	9	08913-41210	P/H TAPPING SCREW TYPE 2 FIX RAD GRILLE (FROM OCT-68)	6	50 SEDAN		
	10	08913-43410	WASHER PLAIN M4	9	50 SEDAN		
	11	26041-18000	RIM-HEAD LAMP RH (TO C/S 810-58971)	1	1 B, BT		
•	12	26041-25700	RIM-HEAD LAMP RH (FROM C/S 810-58972 TO SEE FIG 52)	1	1 SEDAN	N	
	13	26041-25701	RIM-HEAD LAMP RH (FROM SEE FIG 52)	1	1 SEDAN	N	
	14	26042-18000	RIM-HEAD LAMP LH (TO C/S 810-58971)	1	1 B, BT		

S	KEY NO.	PART NO.	PART NAME	QTY	SALES UNIT	MODEL	ICA
•	15	26042-25700	RIM-HEAD LAMP LH (FROM C/S 810-58972 TO SEE FIG 52)	1	1 SEDAN	N	
	16	26042-25701	RIM-HEAD LAMP LH (FROM SEE FIG 52)	1	1 SEDAN	N	
	17	08933-41020	SCREW-TAPPING FIXING HEAD LAMP RIM	6	50 SEDAN		
	18	08964-10440	NUT-SPRING FIXING HEAD LAMP RIM	6	50 SEDAN		
	19	62311-26025	SET-EMBLEM, RADIATOR GRILLE	1	2 SEDAN		
	20	62311-27726	KIT-ORNAMENT (FROM C/S 810-058972)	1	1 SEDAN	N	
	21	62311-27725	KIT-ORNAMENT, RADIATOR GRILLE (FROM C/S 810-058972)	1	1 OP, SEDAN		
	22	08913-43410	WASHER-PLAIN FIXING EMBLEM	2	50 SEDAN		
	23	08913-13410	WASHER-LOCK FIXING EMBLEM	2	50 SEDAN		
	24	08911-10410	NUT FIXING EMBLEM	2	50 SEDAN		
	25	62651-18001	BUMPER-FRONT R.H.	1	2 STANDARD		
	26	62651-27700	BUMPER-FRONT RH FOR FOG LAMP	1	1 B, STD		
•	27	62651-18201	BUMPER-FRONT RH FOR OVERRIDER	1	1 DELUXE		
	28	62651-18200	BUMPER-FRONT RH FOR OVERRIDER	1	2 DELUXE	Y	
	29	62651-27701	BUMPER-FRONT RH FOR FOG LAMP	1	1 OP DELUXE		
	30	62652-18001	BUMPER-FRONT L.H.	1	2 STANDARD		
	31	62652-27700	BUMPER-FRONT LH FOR FOG LAMP	1	1 OF STANDARD		

S	KEY NO.	PART NO.	PART NAME	QTY	SALES UNIT	MODEL	ICA
•	32	62652-18201	BUMPER-FRONT LH FOR OVERRIDE	1	1	DELUXE	
	33	62652-18200	BUMPER-FRONT LH FOR OVERRIDE	1	2	DELUXE	Y
	34	62652-27701	BUMPER-FRONT LH FOR FOD LAMP	1	2	OP DELUXE	
•	35	62653-18001	CONNECTOR=FRONT BUMPER	1	1	SEDAN	
	36	62653-27700	CONNECTOR=FRONT BUMPER	1	1	SEDAN	Y
	37	62663-18000	BOLT=BUMPER	4	50	SEDAN	
	38	08915-43610	WASHER=PLAIN FIXING BUMPER R.H. & L.H.	8	50	SEDAN	
	39	08915-13610	WASHER=LOCK FIXING BUMPER R.H. & L.H.	8	50	SEDAN	
	40	08911-10610	NUT FIXING BUMPER R.H. & L.H.	8	50	SEDAN	
	41	62670-18200	OVERRIDER=FRONT BUMPER R.H.	1	1	DELUXE	
	42	62671-18200	OVERRIDER=FRONT BUMPER L.H.	1	1	DELUXE	
	43	62654-18000	BRACKET=LICENCE PLATE	1	1	SEDAN	
	44	08110-61610	BOLT FIXING OVERRIDE	4	50	DELUXE	
	45	08915-43610	WASHER=PLAIN FIXING OVE RRIDER	4	50	DELUXE	
	46	08915-13610	WASHER=LOCK FIXING OVE RRIDER	4	50	DELUXE	
	47	62665-18001	BRACKET=FRONT BUMPER S IDE R.H.	1	1	SEDAN	
	48	62666-18001	BRACKET=FRONT BUMPER S IDE L.H.	1	1	SEDAN	
	49	62671-18000	WASHER=RUBBER	2	10	SEDAN	
	50	08110-63010	BOLT FIXING BUMPER SID E	2	50	SEDAN	

N-1215

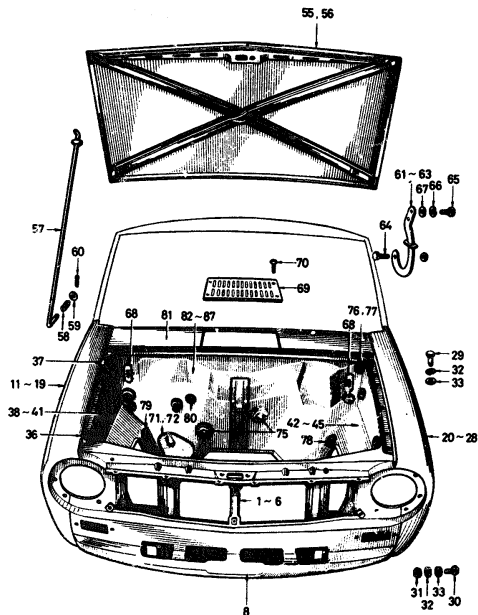
S	KEY NO.	PART NO.	PART NAME	QTY	SALES UNIT	MODEL	ICA
	51	08915-43610	WASHER=PLAIN FIXING BU MPER SIDE	2	50	SEDAN	
	52	08915-13610	WASHER=LOCK FIXING BUM PER SIDE	2	50	SEDAN	
	53	08911-10610	NUT FIXING BUMPER SIDE	2	50	SEDAN	
	54	62655-18001	STAY=FRONT BUMPER R.H.	1	1	SEDAN	
	55	62656-18001	STAY=FRONT BUMPER L.H.	1	1	SEDAN	
	56	62663-18000	BOLT=B FIXING BUMPER T O STAY	4	50	SEDAN	
	57	08915-43610	WASHER=PLAIN FIXING BU MPER TO STAY	4	50	SEDAN	
	58	08915-13610	WASHER=LOCK FIXING BUM PER TO STAY	4	50	SEDAN	
	59	08911-10610	NUT FIXING BUMPER TO S TAY	4	50	SEDAN	
	60	08113-82010	BOLT FIXING STAY TO ME MBER	4	50	SEDAN	
	61	08915-13810	WASHER=LOCK FIXING STA Y TO MEMBER	4	50	SEDAN	
	62	08915-53610	WASHER=PLAIN FIXING ST AY TO MEMBER	4	50	SEDAN	
	63	62618-18000	COVER=UNDER	1	1	SEDAN	
	64	08118-61210	BOLT FIXING UNDER COVE R	4	50	SEDAN	
	65	08915-13610	WASHER=LOCK FIXING UND ER COVER	4	50	SEDAN	
	66	76872-18200	MOULDING=ROOF DRIP R.H	1	1	DELUXE	
	67	76873-18200	MOULDING=ROOF DRIP L.H	1	1	DELUXE	
	68	76871-18200	CLIP=ROOF DRIP MOULDIN G	12	10	DELUXE	

S	KEY NO.	PART NO.	PART NAME	QTY	SALES UNIT	MODEL	ICA
	69	76881-18200	MUULING-BODY SIDE SIL L	2	1	SEDAN	
•	70	76882-18200	CLIP-BODY SIDE SILL MO ULDING	10	10	SEDAN	
	71	76882-18201	CLIP-BODY SIDE SILL MULDING	10	10	SEDAN	Y
	72	76883-18200	CAP-BODY SIDE SILL MOU LUNG	10	10	SEDAN	
	73	76831-18025	KIT-ORNAMENT REAR CURNER	1	2	4 DOOR DELUXE	
	74	76831-24800	MULDING-REAR CORNER R .H.	1	1	4 DOOR	
	75	76832-24800	MULDING-REAR CORNER L .H.	1	1	4 DOOR	
•	76	76833-24800	CLIP-REAR CORNER MOULD ING	6	10	4 DOOR	
	77	76833-40200	CLIP-REAR CORNER MOULD ING (FROM OCT-68)	6	10	4 DOOR	Y
	78	76834-24800	RETAINER-REAR CORNER M OULDING	4	10	4 DOOR	
	79	96301-18001	ASSY-BACK MIRROR,OUTSI DE R,H.	1	1	SEDAN	
	80	96302-18001	ASSY-BACK MIRROR,OUTSI DE L,H.	1	1	SEDAN	
	81	63822-18000	MUD GUARD-FRONT FENDER	2	1	SEDAN	
•	82	63822-00100	MUD GUARD-FRONT FENDER	2	1	SEDAN	Y
	83	63824-18000	BRACKET-MUD GUARD R.H.	1	1	SEDAN	
	84	63825-18000	BRACKET-MUD GUARD L.H.	1	1	SEDAN	
	85	63826-18000	WASHER-MUD GUARD	6	1	SEDAN	
	86	08513-41210	SCREW-TAPPING FIXING M UD GUARD TO BRACKET	6	50	SEDAN	
	87	08915-13410	WASHER-LOCK FIXING MUD GUARD TO BRACKET	6	50	SEDAN	

M-1217

S	KEY NO.	PART NO.	PART NAME	QTY	SALES UNIT	MODEL	ICA
	88	08915-43610	WASHER-PLAIN FIXING MUD GUARD	4	50	SEDAN	
	89	08915-13610	WASHER-LOCK FIXING MUD GUARD	4	50	SEDAN	
	90	08110-61210	BOLT FIXING MUD GUARD	4	50	SEDAN	
	91	63841-20900	EMBLEM-"DATSUN", FRONT FENDER	2	2	SEDAN	
	92	63841-18025	EMBLEM-"SUNNY" FRONT FENDER	2	2	OP SEDAN	
	93	63845-18000	CLIP-TUBULAR	6	50	SEDAN	
	94	63843-18225	BADGE-"DELUXE", FRONT FENDER	2	2	DELUXE	
	95	63845-18000	CLIP-TUBULAR	4	50	DELUXE	

FRONT PANEL (SEDAN)



M-110

S	KEY NO.	PART NO.	PART NAME	QTY	SALES UNIT	MODEL	ICA
---	---------	----------	-----------	-----	------------	-------	-----

FRONT PANEL (SEDAN)

1	62500-18001	ASSY-SUPPORT, RADIATOR CORE (TO C/S 810-096971)	1	1	SEDAN R DRIVE	
2	62500-27700	ASSY-SUPPORT, RADIATOR CORE (FROM C/S 810-096972)	1	1	SEDAN R DRIVE	N
3	F2500-27700	ASSY-SUPPORT RADIATOR GRILLE	1		SEDAN R DRIVE	Y
4	62500-24900	ASSY-SUPPORT, RADIATOR CORE (TO C/S 810-096971)	1	1	SEDAN L DRIVE	
5	F2500-27701	ASSY-SUPPORT RADIATOR GRILLE	1		SEDAN L DRIVE	Y
6	62500-27701	ASSY-SUPPORT, RADIATOR CORE (FROM C/S 810-096972)	1	1	SEDAN L DRIVE	N
7	62511-19001	STAY-SUPPORT, RADIATOR CORE	1	1	SEDAN	
8	62601-19330	PANEL-FRONT APRON	1	1	SEDAN	
9	62512-18001	RAIL-SUPPORT, RADIATOR CORE	1	1	SEDAN	
10	62533-10600	CLIP-ROD, HOOD SUPPORT	1		SEDAN	
11	63100-18030	ASSY-FENDER FRONT RH	1	1	SEDAN	
12	63100-20930	ASSY-FENDER FRONT RH (TO SEP-67)	1	2	SEDAN	Y
13	63100-20933	ASSY-FENDER FRONT RH (TO SEP-67)	1	2	SEDAN	Y
14	63100-19431	ASSY-FENDER FRONT RH (FROM OCT-67)	1	1	SEDAN R DRIVE	N
15	63100-27732	ASSY-FENDER FRONT RH (FROM OCT-67)	1	1	SEDAN L DRIVE	N

S	KEY NO.	PART NO.	PART NAME	QTY	SALES UNIT	MODEL	ICA
•	16	63100-19930	ASSY=FENDER FRONT RH (FROM OCT-67)	1	1	SEDAN	Y
	17	63100-19933	ASSY=FENDER FRONT RH (FROM OCT-67)	1	2	SEDAN	Y
•	18	63100-00200	ASSY=FENDER FRONT RH (FROM JULY-69)	1	2	SEDAN	N
	19	63100-00225	ASSY=FENDER FRONT RH	1	2	SEDAN	Y
•	20	63101-18030	ASSY=FENDER FRONT LH	1	2	SEDAN	Y
•	21	63101-20930	ASSY=FENDER FRONT LH (TO SEP-68)	1	2	SEDAN	Y
	22	63101-20933	ASSY=FENDER FRONT LH (TO SEP-67)	1	2	SEDAN	Y
•	23	63101-19431	ASSY=FENDER FRONT LH (FROM OCT-67)	1	1	SEDAN R DRIVE	N
•	24	63101-27732	ASSY=FENDER FRONT LH (FROM OCT-67)	1	1	SEDAN L DRIVE	N
•	25	63101-19930	ASSY=FENDER FRONT LH (FROM OCT-68)	1	1	SEDAN	Y
	26	63101-19933	ASSY=FENDER FRONT LH (FROM OCT-68)	1	2	SEDAN	Y
•	27	63101-00200	ASSY=FENDER FRONT LH (FROM JULY-69)	1	2	SEDAN	N
	28	63101-00225	ASSY=FENDER FRONT LH	1	2	SEDAN	Y
	29	08310-61610	SCREW FIXING FRONT FENDER	10	50	SEDAN	
	30	08110-61610	BOLT FIXING FRONT FENDER	6	50	SEDAN	
	31	08911-10610	NUT FIXING FRONT FENDER	4	50	SEDAN	
	32	08919-13610	WASHER-LOCK FIXING FRONT FENDER	16	50	SEDAN	
	33	08919-43610	WASHER-PLAIN FIXING FRONT FENDER	16	50	SEDAN	

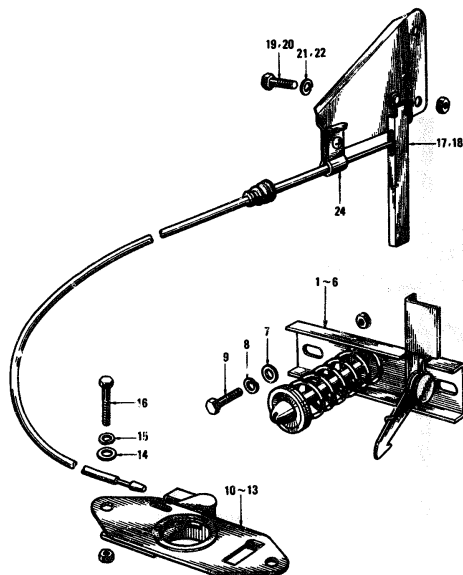
S	KEY NO.	PART NO.	PART NAME	QTY	SALES UNIT	MODEL	ICA
	34	63810-18000	SEALER=FRONT FENDER	2	5	SEDAN	
•	35	65810-27700	BUMPER=WOOD FRONT & REAR (NOT ADOPTED)	4	1	SEDAN	
	36	65197-18001	BUMPER=WOOD FRONT	2	10	SEDAN	Y
	37	65198-18000	BUMPER=WOOD REAR	2	10	SEDAN	Y
•	38	64100-18030	ASSY= PANEL WOOD LEDGE RH	1	1	SEDAN	Y
•	39	64100-18031	ASSY= PANEL, WOOD LEDGE R.H. (TO SEP-68)	1	1	SEDAN	Y
	40	64100-140100	ASSY PANEL WOOD LEDGE RH (FROM OCT-68)	1	1	SEDAN R DRIVE	C
	41	64100-24900	ASSY PANEL WOOD LEDGE RH (FROM OCT-68)	1	1	SEDAN L DRIVE	N
•	42	64101-18030	ASSY= PANEL WOOD LEDGE LH	1	1	SEDAN	
•	43	64101-18031	ASSY= PANEL, WOOD LEDGE (L.H.) (TO SEP-68)	1	1	SEDAN	Y
	44	64101-140100	ASSY PANEL WOOD LEDGE LH (FROM OCT-68)	1	1	SEDAN R DRIVE	N
	45	64101-24900	ASSY PANEL WOOD LEDGE LH (FROM OCT-68)	1	1	SEDAN L DRIVE	N
	46	74942-09500	PLUG= RUBBER 21	1	10	STANDARD	
•	47	64801-18002	SCREEN=WOOD LEDGE(R.H.)	1	1	SEDAN	
	48	64801-18003	SCREEN=WOOD LEDGE(R.H.)	1	1	SEDAN	Y
•	49	64802-18002	SCREEN=WOOD LEDGE(L.H.)	1	1	SEDAN	
	50	64802-18003	SCREEN=WOOD LEDGE(L.H.)	1	1	SEDAN	Y
•	51	00680-41650	RIVET= SPLIT FIXING WOOD LEDGE SCREEN	12	1	SEDAN	

S	KEY NO.	PART NO.	PART NAME	QTY	SALES UNIT	MODEL	ICA
	52	00600-41610	RIVET-SPLIT FIXING HOOD LEDGE SCREEN	12	50	SEDAN	Y
	53	00915-43510	WASHER-PLAIN FIXING HOOD LEDGE SCREEN	12	50	SEDAN	
	54	64803-18000	FASTENER-NYLON	14	10	SEDAN	N
	55	69100-18030	ASSY=PANEL, HOOD	1	1	SEDAN R DRIVE	
	56	69100-24900	ASSY=PANEL, HOOD	1	1	SEDAN L DRIVE	
	57	65510-18001	ROD-HOOD SUPPORT	1	1	SEDAN	
	58	69715-10601	SPRING-HOOD SUPPORT	1	10	SEDAN	
	59	00915-13810	WASHER-PLAIN	2	50	SEDAN	
	60	00921-01510	PIN-CUTTER	1	50	SEDAN	
	61	65401-18000	ASSY-HINGE, HOOD	2	1	SEDAN	
	62	65401-H0100	ASSY-HINGE HOOD	2	1	SEDAN	Y
	63	65401-H0101	ASSY-HINGE HOOD	2		SEDAN	Y
	64	65409-18000	PIN-HOOD HINGE	2	10	SEDAN	
	65	08110-61210	BOLT FIXING HINGE TO HOOD	4	50	SEDAN	
	66	00915-13610	WASHER-LOCK FIXING HINGE TO HOOD	4	50	SEDAN	
	67	00915-43010	WASHER-PLAIN FIXING HINGE TO HOOD	4	50	SEDAN	
	68	65433-18000	SCREW-HOOD HINGE	2	10	SEDAN	
	69	66801-18001	GRILLE-COWL TOP	1	1	SEDAN	
	70	00530-41220	SCREW-FIXING COWL TOP (GRILLE)	4	50	SEDAN	
	71	67811-18000	ASSY-GROMMET, STEERING POST	1	1	3 SPEED & AUTOMATIC	
	72	67811-24900	ASSY-GROMMET, STEERING POST	1		4 SPEED	

M-1221

S	KEY NO.	PART NO.	PART NAME	QTY	SALES UNIT	MODEL	ICA
	73	00913-51010	SCREW FIXING STEERING POST GROMMET	6	50	SEDAN	
	74	00915-43510	WASHER-PLAIN FIXING STEERING POST GROMMET	6	50	SEDAN	
	75	27363-18001	GROMMET-HEATER HOSE	2	5	SEDAN	
	76	27363-01300	GROMMET-ANTENNA CABLE	1	10	SEDAN	
	77	24250-89954	GROMMET-ANTENNA CABLE	1	10	SEDAN	N
	78	27428-14800	GROMMET-WASHER TUBE	1	10	SEDAN	
	79	00951-20600	GROMMET-BRAKE TUBE & FUEL TUBE	3	10	SEDAN	
	80	00951-10400	GROMMET-CHOKE WIRE	1	50	SEDAN	
	81	66300-18030	ASSY=PANEL, COWL TOP	1	1	SEDAN	
	82	67100-18030	ASSY=PANEL, DASH	1	1	SEDAN R DRIVE	
	83	67100-27700	ASSY=PANEL, DASH (TO STEP-60)	1	1	SEDAN R DRIVE	Y
	84	67100-H0100	ASSY=PANEL, DASH (FROM OCT-68)	1	1	SEDAN R DRIVE	N
	85	67100-H0120	ASSY=PANEL DASH	1	1	SEDAN AUTOMATIC	
	86	67100-24900	ASSY=PANEL, DASH	1		SEDAN L DRIVE	
	87	67100-27702	ASSY=PANEL, DASH	1	1	SEDAN L DRIVE	Y

HOOD LOCK CONTROL (SEDAN)



S	KEY NO.	PART NO.	PART NAME	QTY	SALES UNIT	MODEL	ICA
---	---------	----------	-----------	-----	------------	-------	-----

HOOD LOCK CONTROL (SEDAN)

1	65601-18000	ASSY-MALE, HOOD LOCK (TO C/9B10-123963)	1	1	SEDAN R DRIVE	
2	65601-18001	ASSY-MALE, HOOD LOCK (FROM C/9B10-123964)	1	1	SEDAN R DRIVE	
3	65601-18002	ASSY-MALE, HOOD LOCK	1	1	SEDAN R DRIVE	
4	65601-24900	ASSY-MALE, HOOD LOCK (TO C/9B10-9114)	1	1	SEDAN L DRIVE	
5	65601-24901	ASSY-MALE, HOOD LOCK (FROM C/9B10-9113)	1	1	SEDAN L DRIVE	N
6	65601-24902	ASSY-MALE, HOOD LOCK	1	1	SEDAN L DRIVE	
7	08915-43610	WASHER-PLAIN FIXING HOOD LOCK MALE	2	50	SEDAN	
8	08915-13610	WASHER-LOCK FIXING HOOD LOCK MALE	2	50	SEDAN	
9	08110-61210	BOLT FIXING HOOD LOCK MALE	2	50	SEDAN	
10	65610-18000	ASSY-FEMALE, HOOD LOCK (TO C/9B10-123963)	1	1	SEDAN R DRIVE	
11	65610-21000	ASSY-FEMALE, HOOD LOCK (FROM C/9B10-123964)	1	1	SEDAN R DRIVE	
12	65610-24900	ASSY-FEMALE, HOOD LOCK (TO C/9B10-9114)	1	1	SEDAN L DRIVE	
13	65610-21400	ASSY-FEMALE, HOOD LOCK (FROM C/9B10-9113)	1	1	SEDAN L DRIVE	N
14	08915-43610	WASHER-PLAIN FIXING HOOD LOCK FEMALE	2	50	SEDAN	
15	08915-13610	WASHER-LOCK FIXING HOOD LOCK FEMALE	2	50	SEDAN	

F10

FIG 54

NISSAN MOTOR CO., LTD.

S	KEY NO.	PART NO.	PART NAME	QTY	SALES UNIT	MODEL	ICA
	16	08110-61210	BOLT FIXING HOOD LOCK FEMALE	2	50	SEDAN	
	17	65710-18000	ASSY-CONTROL, HOOD LOCK	1	1	SEDAN R DRIVE	
	18	65710-24900	ASSY-CONTROL, HOOD LOCK	1	1	SEDAN L DRIVE	
•	19	08360-51000	SCREW FIXING HOOD LOCK CONTROL	2		SEDAN	
	20	08360-51010	SCREW FIXING HOOD LOCK CONTROL	2	50	SEDAN	Y
•	21	08915-13500	WASHER-LOCK FIXING HOOD LOCK CONTROL	2		SEDAN	
	22	08915-13510	WASHER-LOCK FIXING HOOD LOCK CONTROL	2	50	SEDAN	Y
	23	08330-40620	SCREW FIXING HOOD LOCK CONTROL	2	50	SEDAN	
	24	65714-18000	CLAMP-WIRE, HOOD LOCK C ONTROL	1	10	SEDAN	

800-14

S KEY NO.	PART NO.	PART NAME	QTY	2MES UNIT	MODEL	ICA
16	66901-27705	TRIM-DASH SIDE(BLUE) L. H.(FROM OCT.-'67)	1	1	SEDAN R DR N IVE	
17	66900-27704	TRIM-DASH SIDE(BLACK) R. H.(FROM OCT.-'67)	1	1	SEDAN R DR N IVE	
18	66901-27704	TRIM-DASH SIDE(BLACK) L. H.(FROM OCT.-'67)	1	1	SEDAN R DR N IVE	
19	66900-27702	TRIM-DASH SIDE(RED) R.H. (FROM OCT.-'67)	1	1	SEDAN L DR N IVE	
20	66900-27703	TRIM-DASH SIDE(RED) L.H. (FROM OCT.-'67)	1	1	SEDAN L DR N IVE	
21	66900-27707	TRIM-DASH SIDE(BLUE) R. H.(FROM OCT.-'67)	1	1	SEDAN L DR N IVE	
22	66901-27707	TRIM-DASH SIDE(BLUE) L. H.(FROM OCT.-'67)	1	1	SEDAN L DR N IVE	
23	66900-27706	TRIM-DASH SIDE(BLACK) R. H.(FROM OCT.-'67)	1	1	SEDAN L DR N IVE	
24	66901-27706	TRIM-DASH SIDE(BLACK) L. H.(FROM OCT.-'67)	1	1	SEDAN L DR N IVE	
25	74902-18001	HAT-FLOOR, FRONT(BLUE)(TO SEP.-'67)	1	1	B STD.	
26	74907-18001	HAT-FLOOR, REAR(BLUE)(O SEP.-'67)	1	1	B STD.	
27	74902-20900	HAT-FLOOR, FRONT(RED)(O SEP.-'67)	1		BT STD.	
28	74907-20900	HAT-FLOOR, REAR(RED)(TO SEP.-'67)	1	1	BT STD.	
29	74902-20901	HAT-FLOOR, FRONT(BLUE)(TO SEP.-'67)	1	1	BT STD.	
30	74907-24901	HAT-FLOOR, REAR(BLUE)(O SEP.-'67)	1	1	BT STD.	
31	74902-24900	HAT-FLOOR, FRONT(RED)(O SEP.-'67)	1	1	BLT STD.	
32	74907-24900	HAT-FLOOR, REAR(RED)(TO SEP.-'67)	1	1	BLT STD.	

B-1201

S KEY NO.	PART NO.	PART NAME	QTY	SALES UNIT	MODEL	ICA
33	74902-24901	HAT-FLOOR, FRONT(BLUE)(TO SEP.-'67)	1	1	BLT STD.	
34	74907-24901	HAT-FLOOR, REAR(BLUE)(O SEP.-'67)	1	1	BLT STD.	
35	74903-27700	HAT-FLOOR, FRONT(RED)(FROM OCT.-'67)	1	1	BT & BT STD.	N
36	74903-27701	HAT-FLOOR, FRONT (BLUE) (FROM OCT.-'67)	1	1	BT & BT STD.	N
37	74903-27704	HAT-FLOOR, FRONT(RED)(FROM OCT.-'67)	1	1	BT & BT STD.	N
38	74903-27705	HAT-FLOOR, FRONT(BLUE)(FROM OCT.-'67)	1	1	BT & BT STD.	N
39	74908-27706	HAT-FLOOR, REAR(RED)(FROM OCT.-'67)	1	1	BT & BT STD.	N
40	74908-27701	HAT-FLOOR, REAR(BLUE)(FROM OCT.-'67)	1	1	BT & BT STD.	N
41	74908-27708	HAT-FLOOR, REAR(RED)(FROM OCT.-'67)	1	1	BT & BT STD.	N
42	74908-27709	HAT-FLOOR, REAR(BLUE)(FROM OCT.-'67)	1	1	BT & BT STD.	N
43	74903-27708	HAT-FLOOR, FRONT(RED)(FROM OCT.-'67)	1	1	BLT & BLTF STD.	N
44	74903-27709	HAT-FLOOR, FRONT(BLUE)(FROM OCT.-'67)	1	1	BLT & BLTF STD.	N
45	74908-27704	HAT-FLOOR, REAR(RED)(FROM OCT.-'67)	1	1	BLT STD.	N
46	74908-27705	HAT-FLOOR, REAR(BLUE)(FROM OCT.-'67)	1	1	BLT STD.	N
47	74908-27710	HAT-FLOOR, REAR(RED)(FROM OCT.-'67)	1	1	BLTF STD.	N
48	74908-27711	HAT-FLOOR, REAR(BLUE)(FROM OCT.-'67)	1	1	BLTF STD.	N
49	74902-18202	CARPET-FLOOR, FRONT(RED) (TO SEP.-'67)	1		B DX	

S	KEY NO.	PART NO.	PART NAME	QTY	SALES UNIT	MODEL	ICA
	50	74907-18202	CARPET-FLOOR, REAR (RED)	1		8 DX	
	51	74902-18203	CARPET-FLOOR, FRONT (BLACK) (TO SEP. -'67)	1		8 DX	
	52	74907-18203	CARPET-FLOOR, REAR (BLACK)	1		8 DX	
	53	74902-20920	CARPET-FLOOR, FRONT (RED) (TO SEP. -'67)	1	1	BT DX	
	54	74907-20920	CARPET-FLOOR, REAR (RED)	1	1	BT DX	
	55	74902-20921	CARPET-FLOOR, FRONT (BLACK) (TO SEP. -'67)	1	1	BT DX	
	56	74907-20921	CARPET-FLOOR, REAR (BLACK)	1	1	BT DX	
	57	74902-24920	CARPET-FLOOR, FRONT (RED) (TO SEP. -'67)	1	1	BLT DX	
	58	74907-24920	CARPET-FLOOR, REAR (RED)	1	1	BLT DX	
	59	74902-24921	CARPET-FLOOR, FRONT (BLACK) (TO SEP. -'67)	1	1	BLT DX	
	60	74907-24921	CARPET-FLOOR, REAR (BLACK)	1	1	BLT DX	
	61	74902-27700	CARPET-FLOOR, FRONT (RED) (FROM OCT-67 TO SEP-68)	1	1	8 & BF DX	N
	62	74902-27701	CARPET-FLOOR, FRONT (BLACK) (FROM OCT-67 TO SEP-68)	1	1	8 & BF DX	N
	63	74907-24820	CARPET-FLOOR, REAR (RED) (FROM OCT-67 TO SEP-68)	1	1	BF DX	N
	64	74907-24821	CARPET-FLOOR, REAR (BLACK) (FROM OCT-67 TO SEP-68)	1	1	BF DX	N
	65	74902-27704	CARPET-FLOOR, FRONT (RED) (FROM OCT-67 TO SEP-68)	1	1	BT & BTF DX	N

S	KEY NO.	PART NO.	PART NAME	QTY	SALES UNIT	MODEL	ICA
66	74902-27705	CARPET-FLOOR,FRONT (BLACK) (FROM OCT-67 TO SEP-68)	1	1	BT & BTF DX	N	
67	74902-27708	CARPET-FLOOR,FRONT (RED) (FROM OCT-67 TO SEP-68)	1	1	BLT & BLTF DX	N	
68	74902-27709	CARPET-FLOOR,FRONT (BLACK) (FROM OCT-67 TO SEP-68)	1	1	BLT & BLTF DX	N	
69	74907-24823	CARPET-FLOOR,REAR (RED) (FROM OCT-67 TO SEP-68)	1	1	BLTF DX	N	
70	74907-24824	CARPET-FLOOR,REAR (BLACK) (FROM OCT-67 TO SEP-68)	1	1	BLTF DX	N	
71	74902-H0100	CARPET-FLOOR FRONT (RED) (FROM OCT-68)	1	1	B & BF DX	C	
72	74902-H0101	CARPET-FLOOR FRONT (BLACK) (FROM OCT-68)	1	1	B & BF DX	C	
73	74907-H0100	CARPET-FLOOR REAR (RED) (FROM OCT-68)	1	1	B & BT DX	C	
74	74907-H0101	CARPET-FLOOR REAR (BLACK) (FROM OCT-68)	1	1	B & BT DX	C	
75	74907-H0200	CARPET-FLOOR REAR (RED) (FROM OCT-68)	1	1	BF DX	C	
76	74907-H0201	CARPET-FLOOR REAR (BLACK) (FROM OCT-68)	1	1	BF DX	C	
77	74902-H0500	CARPET-FLOOR FRONT (RED) (FROM OCT-68)	1	1	BT & BTF DX	C	
78	74902-H0501	CARPET-FLOOR FRONT (BLACK) (FROM OCT-68)	1	1	BT & BTF DX	C	
79	74907-H0500	CARPET-FLOOR REAR (RED) (FROM OCT-68)	1	1	BT DX	C	
80	74907-H0501	CARPET-FLOOR REAR (BLACK) (FROM OCT-68)	1	1	BT-DX	C	

S	KEY NO.	PART NO.	PART NAME	QTY	SALES UNIT	MODEL	ICA
	81	74907-H0200	CARPET-FLOOR REAR (RED) (FROM OCT-68)	1	1	DTF DX	C
	82	74907-H0201	CARPET-FLOOR REAR (BLACK) (FROM OCT-68)	1	1	DTF DX	C
	83	74902-H0104	CARPET-FLOOR FRONT (RED)	1		SEDAN AUTOMATIC	
	84	74902-H0105	CARPET-FLOOR FRONT (BLACK)	1		SEDAN AUTOMATIC	
	85	74902-H0502	CARPET-FLOOR FRONT (RED) (FROM OCT-68)	1	1	BLT & BLTF DX	C
	86	74902-H0503	CARPET-FLOOR FRONT (BLACK) (FROM OCT-68)	1	1	BLT & BLTF DX	C
	87	74907-H0502	CARPET-FLOOR REAR (RED) (FROM OCT-68)	1	1	BLT DX	C
	88	74907-H0504	CARPET-FLOOR REAR RED	1	1	BLT DX	Y
	89	74907-H0503	CARPET-FLOOR REAR (BLACK) (FROM OCT-68)	1	1	BLT DX	C
	90	74907-H0505	CARPET-FLOOR REAR BLACK	1	1	BLT DX	Y
	91	74907-H0600	CARPET-FLOOR REAR (RED) (FROM OCT-68)	1	1	BLTF DX	C
	92	74907-H0601	CARPET-FLOOR REAR (BLACK) (FROM OCT-68)	1	1	BLTF DX	C
	93	74919-27702	MAT-FOOT PEDAL (FROM OCT-67) (NOT FOR SALE)	1		SEDAN R RR NIVE	
	94	749.9-27701	MAT-FOOT PEDAL (NOT FOR SALE)	1		SEDAN L DR IVE	
	95	74931-18000	INSULATOR-FRONT FLOOR (TO SEP, -'67)	2		SEDAN 3 SP EED	
	96	74931-27700	INSULATOR-FRONT FLOOR R.H. (FROM OCT, -'67)	1	1	SEDAN 3 SP Y EED	Y
	97	74931-18000	INSULATOR-FRONT FLOOR L.H. (FROM OCT, -'67)	1		SEDAN 3 SP Y EED	Y

M-187

S	KEY NO.	PART NO.	PART NAME	QTY	SALES UNIT	MODEL	ICA
	98	74931-18196	INSULATOR-FRONT FLOOR LH (FROM OCT-67)	1	1	SEDAN 3 SPEED	Y
	99	74931-18096	INSULATOR-FRONT FLOOR (TO SEP, -'67)	2		SEDAN 4 SP EED	
	100	74931-27701	INSULATOR-FRONT FLOOR R.H. (FROM OCT, -'67)	1	1	SEDAN 4 SP Y EED	Y
	101	74931-27702	INSULATOR-FRONT FLOOR RH	1	1	SEDAN 4-SPEED & AUTOMATIC	
	102	74932-27702	INSULATOR-FRONT FLOOR L.H. (FROM OCT, -'67)	1	1	SEDAN 4-SPEED & AUTOMATIC	Y
	103	74933-18000	INSULATOR-TUNNEL FRONT	1		8-87	
	104	74933-18197	INSULATOR-TUNNEL FRONT	1	1	8-87	Y
	105	74933-H0100	INSULATOR-TUNNEL FRONT	1	1	8A BFA	
	106	74933-20900	INSULATOR-TUNNEL FRONT	1	1	87, 877	
	107	74933-24900	INSULATOR-TUNNEL FRONT	1	1	BLT, BLTF	
	108	74934-18000	INSULATOR-REAR FLOOR	2		3 SPEED	
	109	74934-18196	INSULATOR-REAR FLOOR	2	1	3 SPEED	Y
	110	74934-18096	INSULATOR-REAR FLOOR	2		4 SPEED	
	111	74934-20900	INSULATOR-REAR FLOOR	2	1	4 SPEED	Y
	112	74936-18000	INSULATOR-REAR SEAT	1		3 SPEED	
	113	74936-18190	INSULATOR-REAR SEAT	1	1	3 SPEED	Y
	114	74936-18096	INSULATOR-REAR SEAT	1		4 SPEED	
	115	74942-04100	PLUG-RUBBER 250	6	50	SEDAN	
	116	74942-10900	PLUG-RUBBER 200	1	1	8 STD.	
	117	74942-09500	PLUG-RUBBER	1	10	SEDAN STD.	
	118	74933-30000	FASTENER	6	10	SEDAN	
	119	08530-71010	SCREW	6	50	SEDAN	

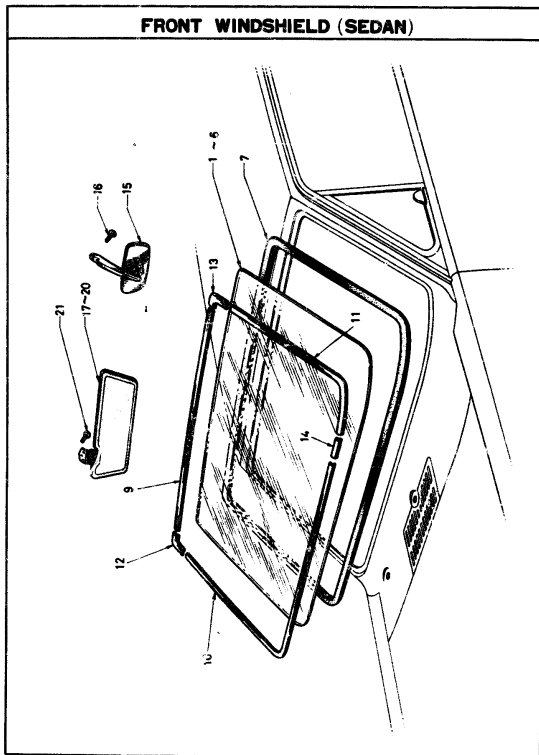
F15

Pg 55

NISSAN MOTOR CO., LTD.

S	KEY NO.	PART NO.	PART NAME	QTY	SALES UNIT	MODEL	ICA
	120	74913-18202	COVER-CROSS MEMBER (RED) (FROM OCT-68)	1	1	SEDAN	
	121	74913-18203	COVER-CROSS MEMBER (BLACK) (FROM OCT-68)	1	1	SEDAN	

FRONT WINDSHIELD (SEDAN)



S	KEY NO.	PART NO.	PART NAME	QTY	SALES UNIT	MODEL	ICA
---	---------	----------	-----------	-----	------------	-------	-----

FRONT WINDSHIELD (SEDAN)

1	72613-20900	GLASS-WINDSHIELD(LAMINATED)	1	1	STANDARD	
2	72613-18000	GLASS-WINDSHIELD (TEMPERED)	1	1	OP STANDARD	
3	72613-H0100	GLASS-WINDSHIELD (ZONED TEMPERED T9,0)	1	1	STANDARD	Y
4	72613-20901	GLASS-WINDSHIELD(LAMINATED ANTI-SUN)	1	1	DELUXE	
5	72613-16200	GLASS-WINDSHIELD (TEMPERED ANTI-SUN)	1	1	OP DELUXE	
6	72613-H0101	GLASS-WINDSHIELD (ZONED TEMPERED ANTI-SUN T9)	1	1	DELUXE	Y
7	72610-20900	WEATHERSTRIP-WINDSHIELD	1	1	SEDAN	
8	72610-16200	SEAL-MOULDING, WINDSHIELD	1	1	SEDAN	
9	72611-16200	MOULDING-WINDSHIELD TOP	1	1	SEDAN	
10	72612-16200	MOULDING-WINDSHIELD SIDE (R.H.)	1	1	SEDAN	
11	72613-16200	MOULDING-WINDSHIELD SIDE (L.H.)	1	1	SEDAN	
12	72615-16200	CORNER-MOULDING R.H.	1	10	SEDAN	
13	72616-16200	CORNER-MOULDING L.H.	1		SEDAN	
14	72614-13600	CLIP-MOULDING	1	20	SEDAN	
15	96321-16001	ASSY-BACK MIRROR, INSIDE	1	5	SEDAN	
16	08330-51220	SCREW(FIXING BACK MIRROR)	2	50	SEDAN	

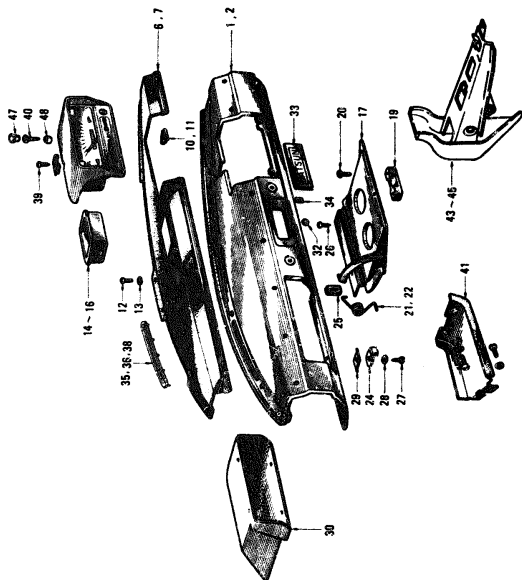
G1

FIG 56

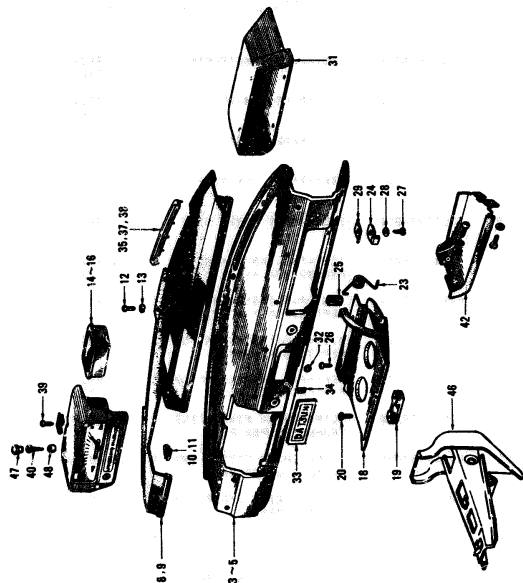
NISSAN MOTOR CO., LTD.

S	KEY NO.	PART NO.	PART NAME	QTY	SALES UNIT	MODEL	ICA
•	17	96400-18001	ASSY-SUN VISOR RH (TO C/S 010-104921)	1	1	SEDAN	
	18	96400-27703	ASSY-SUN VISOR(LH, R, L) (FROM OCT.-1967)	1	1	SEDAN	N
	19	96401-10000	ASSY-SUN VISOR LH (TO C/S 010-104921)	1	1	OP, SEDAN	
	20	96401-27700	ASSY-SUN VISOR LH (FROM C/S 010-104921)	1	1	OP, SEDAN	N
•	21	00513-40010	SCREEN (FIXING SUN VISOR)	5	90	SEDAN	

INSTRUMENT PANEL FITTING (SEDAN R DRIVE)



INSTRUMENT PANEL FITTING (SEDAN L DRIVE)



M-1231

S	KEY NO.	PART NO.	PART NAME	QTY	SALES UNIT	MODEL	ICA
---	---------	----------	-----------	-----	------------	-------	-----

INSTRUMENT PANEL FITTING (SEDAN)

	1	66100-16030	ASSY=PAD, INSTRUMENT	1	1	SEDAN R DR IVE	
	2	66100-27700	ASSY=PAD, INSTRUMENT	1	1	SEDAN R DR IVE	Y
•	3	66100-24900	ASSY=PAD, INSTRUMENT	1	1	SEDAN L DR IVE	
	4	66100-27701	ASSY=PAD, INSTRUMENT	1	1	SEDAN L DR IVE	Y
	5	66100-24900	INSTRUMENT PANEL ASSY	1	1	SEDAN L DRIVE	
	6	66910-19200	ASSY=PAD, INSTRUMENT UP PER (TO SEP, '67)	1	1	SEDAN R DR IVE	
	7	66910-27702	ASSY=PAD, INSTRUMENT UP PER (FROM OCT, '67)	1	1	SEDAN R DR IVE	N
	8	66910-24920	ASSY=PAD, INSTRUMENT UP PER (TO SEP, '67)	1	1	SEDAN L DR IVE	
	9	66910-27701	ASSY=PAD, INSTRUMENT UP PER (FROM OCT, '67)	1	1	SEDAN L DR IVE	N
•	10	66910-16200	CLIP=FINISH FIXING INSTRUMENT UPPER PAD	7	10	DELUXE	
	11	66910-89900	CLIP=FINISH FIXING INSTRUMENT UPPER PAD	7	10	DELUXE	Y
	12	66910-71340	SCREW FIXING INSTRUMENT UPPER PAD	6	50	DELUXE	
	13	66910-43740	WASHER=PLAIN FIXING INSTRUMENT UPPER PAD	6	50	DELUXE	
•	14	66900-10600	ASSY=ASH TRAY (TO SEP, '67)	1	1	SEDAN	
•	15	66900-27700	ASSY=ASH TRAY (FROM OCT, '67)	1	1	SEDAN	Y

37- 1

REVISED: DECEMBER, 1970

Printed in Japan

S	KEY NO.	PART NO.	PART NAME	QTY	SALES UNIT	MODEL	ICA
	16	66500-27701	ASSY=ASH TRAY (FROM OCT, '67)	1	1	SEDAN	Y
	17	66600-16002	ASSY=LID, GLOVE BOX	1	1	SEDAN R DRIVE	
	18	66600-24900	ASSY=LID, GLOVE BOX	1	1	SEDAN L DRIVE	
	19	66607-18001	KNOB=GLOVE BOX LID	1	5	SEDAN	
	20	66310-40800	SCREW (FIXING BOX LID KNOB)	2	50	SEDAN	
•	21	66610-18001	SPRING=GLOVE BOX LID	1	1	SEDAN	
	22	66610-18002	SPRING=GLOVE BOX LID	1	10	SEDAN R DRIVE	Y
	23	66610-24900	SPRING=GLOVE BOX LID	1	10	SEDAN L DRIVE	
	24	66643-18000	BUMPER=GLOVE BOX LID	2	10	SEDAN	
	25	66622-18000	GRONNET-LINK STOPPER	1	10	SEDAN	
	26	66510-41210	SCREW FIXING GLOVE BOX	2	50	SEDAN	
	27	66520-41210	SCREW FIXING GLOVE BOX	2	50	SEDAN	
	28	66915-43410	WASHER=PLAIN FIXING GLOVE BOX	2	50	SEDAN	
	29	66963-10410	NUT=SPRING FIXING GLOVE BOX	2	50	SEDAN	
	30	66940-18002	ASSY=BOX, GLOVE	1	1	SEDAN R DR IVE	
	31	66940-24900	ASSY=BOX, GLOVE	1	1	SEDAN L DR IVE	
	32	66671-10600	PLUG=CIGARETTE LIGHTER HOLE	1	5	STANDARD	
	33	66810-18000	MASK=RADIO OPENURE	1	1	STANDARD	
	34	66918-11000	SPIRE=FIXING	2	50	STANDARD	
	35	66820-18000	FINISH=REFROSTER NOZ ILE	2	5	STANDARD	

57- 2

REVISED: DECEMBER, 1970

Printed in Japan

G4

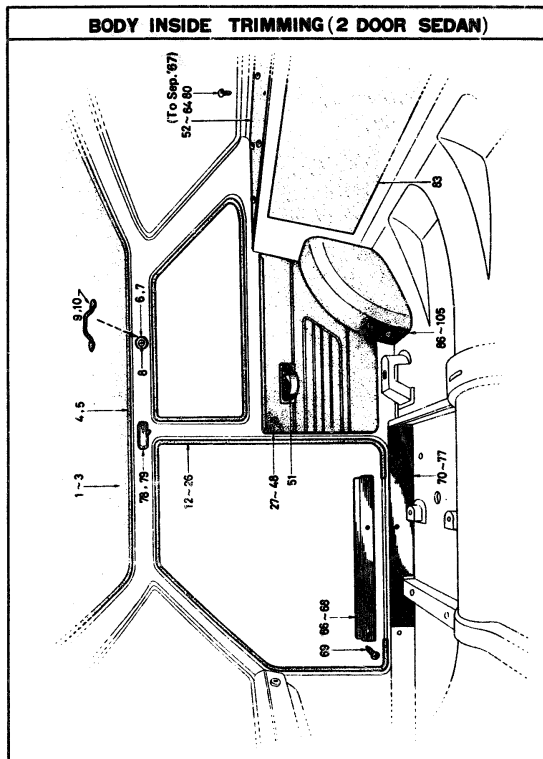
FIG 57

NISSAN MOTOR CO., LTD.

S	KEY NO.	PART NO.	PART NAME	QTY	SALES UNIT	MODEL	ICA
36	66920-13200	FINISHER-DEFROSTER NOZZLE RH (TO SEP-67)	1	1	DELUXE		
37	66921-18200	FINISHER-DEFROSTER NOZZLE LH (TO SEP-67)	1	1	DELUXE		
38	66820-18200	FINISHER-DEFROSTER NOZZLE (FROM OCT-67)	2	1	DELUXE	N	
39	08530-41220	SCREW	1	90	SEDAN		
40	08540-41242	SCREW	1	90	SEDAN	Y	
41	96800-18200	TRAY-PACKAGE	1	1	SEDAN R DR IVE		
42	96800-24900	TRAY-PACKAGE	1	1	SEDAN L DR IVE		
43	46570-18000	ASSY-BRACKET, PEDAL & STEERING POST (TO SEP- 68)	1	1	SEDAN R DRIVE EXC BA BFA		
44	46570-H0100	ASSY-BRACKET, PEDAL & STEERING POST (FROM OCT-68)	1	1	SEDAN R DRIVE EXC BA BFA	N	
45	46570-H0120	ASSY-BRACKET, PEDAL & STEERING POST	1	1	BA BFA		
46	46570-24900	ASSY-BRACKET, BRAKE PED AL	1	1	SEDAN L DR IVE		
47	66981-27700	PLUG-INSTRUMENT PAD	1	10	SEDAN		
48	25045-27700	SPACER	1	10	SEDAN	Y	
49	66501-18001	ASSY-AIR VENTILATOR	1		SEDAN		
50	66502-18001	ASSY-LID, AIR VENTILATO R	1		SEDAN		
51	66505-18001	SPRING-AIR VENTILATOR	1		SEDAN		
52	66507-18000	PIN-AIR VENTILATOR	1	10	SEDAN		
53	08310-51610	SCREW FIXING AIR VENTI LATOR	3	90	SEDAN		
54	08915-43510	WASHER-PLAIN FIXING AIR VENTILATOR	3	90	SEDAN		

M-134

BODY INSIDE TRIMMING (2 DOOR SEDAN)



S	KEY NO.	PART NO.	PART NAME	QTY	SALES UNIT	MODEL	ICA
---	---------	----------	-----------	-----	------------	-------	-----

BODY INSIDE TRIMMING (2 DOOR SEDAN)

• 1	73910-1A000	ASSY=HEADLINING (TO SEP, '67)	1	2 DOOR		
• 2	73910-27700	ASSY=HEADLINING (FROM OCT, '67)	1	1 2 DOOR	Y	
3	73910-27701	ASSY=HEADLINING	1	1 2 DOOR	Y	
• 4	73961-18000	WELT=ROOF RAIL	1	1 2 DOOR		
5	73921-27700	WELT=ROOF RAIL	1	1	Y	
• 6	96750-11600	HANGER=COAT	2	5 2 DOOR		
7	73945-11100	HANGER=COAT	2	2 DOOR	Y	
8	00434-02510	SCREW (FIXING COAT HANGER)	2	50 2 DOOR		
9	96700-18000	ASSY=ASSIST STRAP	2	1 ALL	N	
10	73940-11101	ASSY=ASSIST RAIL	2	ALL EXC PICK-UP	Y	
11	00330-61620	SCREW (FIXING ASSIST STRAP)	4	50 ALL	N	
• 12	76921-18000	WELT=BODY SIDE (WHITE)	2	1 2 DOOR STD		
13	76921-18003	WELT=BODY SIDE (WHITE) (TO SEP='68)	2	1 2 DOOR STD	Y	
• 14	76921-18100	WELT=BODY SIDE (RED)	2	2 DOOR STD		
15	76921-18001	WELT=BODY SIDE (RED) (TO SEP='68)	2	1 2 DOOR STD	Y	
• 16	76921-18101	WELT=BODY SIDE (BLUE)	2	1 2 DOOR STD		
17	76921-18004	WELT=BODY SIDE (BLUE) (TO SEP='68)	2	1 2 DOOR STD	Y	

S	KEY NO.	PART NO.	PART NAME	QTY	SALES UNIT	MODEL	ICA
•	18	76921-18000	MELT-BODY SIDE(WHITE)	2	1 2	DOOR STD	
	19	76921-18003	MELT-BODY SIDE (WHITE) (TO SEP-68)	2	1 2	DOOR STD	Y
•	20	76921-18130	MELT-BODY SIDE (RED)	2	2	DOOR DX	
	21	76921-18001	MELT-BODY SIDE (RED) (TO SEP-68)	2	1 2	DOOR DX	Y
•	22	76921-18300	MELT-BODY SIDE (BLACK)	2	1 2	DOOR DX	
	23	76921-18002	MELT-BODY SIDE (BLACK) (TO SEP-68)	2	1 2	DOOR DX	Y
	24	76921-18001	MELT-BODY SIDE (RED) (FROM OCT-68)	2	1 2	DOOR	Y
	25	76921-18002	MELT-BODY SIDE (BLACK) (FROM OCT-68)	2	1 2	DOOR	Y
	26	76921-18003	MELT-BODY SIDE (WHITE) (FROM OCT-68)	2	1 2	DOOR DX	Y
	27	76900-18007	ASSY-FINISH,SIDE(RED)(TO SEP-'67)R,H,	1	1 2	DOOR STD	
	28	76900-18007	ASSY-FINISH,SIDE (RED) RH (FROM OCT-67 TO SEP- 68)	1	1 2	DOOR STD	H
	29	76900-18006	ASSY-FINISH,SIDE (BLUE) R,H, (TO SEP-68)	1	1 2	DOOR STD	
	30	76901-18005	ASSY-FINISH,SIDE (RED) LH (TO SEP-68)	1	1 2	DOOR STD	
	31	76901-18007	ASSY-FINISH,SIDE (RED) LH (FROM OCT-67 TO SEP- 68)	1	1 2	DOOR STD	H
	32	76901-18006	ASSY-FINISH,SIDE (BLUE) L,H, (TO SEP-68)	1	1 2	DOOR STD	
	33	76900-H0500	ASSY FINISH SIDE (RED) RH (FROM OCT-68)	1	1 2	DOOR STD	H

S	KEY NO.	PART NO.	PART NAME	QTY	SALES UNIT	MODEL	ICA
	34	76900-H0100	ASSY FINISH SIDE (BLACK) RH (FROM OCT- 68)	1	1 2	DOOR STD	H
	35	76901-H0500	ASSY FINISH SIDE (RED) LH (FROM OCT-68)	1	1 2	DOOR STD	H
	36	76901-H0100	ASSY FINISH SIDE (BLACK) LH (FROM OCT- 68)	1	1 2	DOOR STD	H
	37	76900-18206	ASSY-FINISH,SIDE (RED) RH (TO SEP-68)	1	1 2	DOOR DX	
	38	76900-18207	ASSY-FINISH,SIDE (BLACK) R,H, (TO SEP-6 8)	1	1 2	DOOR DX	
	39	76900-18208	ASSY-FINISH,SIDE (WHITE) R,H, (TO SEP- 68)	1	1 2	DOOR DX	
	40	76901-18206	ASSY-FINISH,SIDE (RED) L,H, (TO SEP-68)	1	1 2	DOOR DX	
	41	76901-18207	ASSY-FINISH,SIDE (BLACK) L,H, (TO SEP- 68)	1	1 2	DOOR DX	
	42	76901-18208	ASSY-FINISH,SIDE (WHITE) L,H, (TO SEP- 68)	1	1 2	DOOR DX	
	43	76900-H0110	ASSY FINISH SIDE (RED) RH (FROM OCT-68)	1	1 2	DOOR STD	H
	44	76900-H0111	ASSY FINISH SIDE (BLACK) RH (FROM OCT- 68)	1	1 2	DOOR STD	H
	45	76900-H0510	ASSY FINISH SIDE (WHITE) RH (FROM OCT- 68)	1	1 2	DOOR STD	H
	46	76901-H0110	ASSY FINISH SIDE (RED) LH (FROM OCT-68)	1	1 2	DOOR STD	H
	47	76901-H0111	ASSY FINISH SIDE (BLACK) LH (FROM OCT- 68)	1	1 2	DOOR DX	H

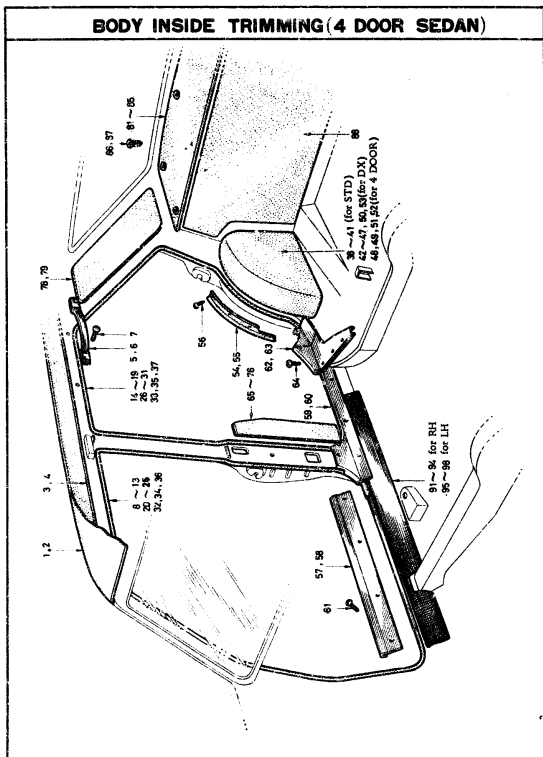
S KEY NO.	PART NO.	PART NAME	QTY	SALES UNIT	MODEL	JCA
48	76901-H0910	ASSY FINISH SIDE (WHITE) LH (FROM OCT-68)	1	1 2 DOOR DX	N	
49	80929-80900	CLIP-SIDE FINISH	8	10 2 DOOR		
50	80929-32200	CAP-SIDE FINISH CLIP	8	50 2 DOOR		
51	96502-18001	ASSY-ASH TRAY	2	1 2 DOOR		
52	79910-18001	TRIMMING-PARCEL SHELF (BLUE)(TO SEP.-'67)	1	1 2 DOOR STD		
53	79910-27701	TRIMMING-PARCEL SHELF (BLUE) (FROM OCT-67 TO SEP-68)	1	1 2 DOOR STD	N	
54	79910-18002	TRIMMING-PARCEL SHELF (RED)(TO SEP.-'67)	1	1 2 DOOR STD		
55	79910-27704	TRIMMING-PARCEL SHELF (BLUE) (FROM OCT-67 TO SEP-68)	1	1 2 DOOR STD	N	
56	79910-18002	TRIMMING-PARCEL SHELF (RED)(TO SEP.-'67)	1	1 2 DOOR DX		
57	79910-27704	TRIMMING-PARCEL SHELF (RED) (FROM OCT-67 TO SEP-68)	1	1 2 DOOR DX	N	
58	79910-18204	TRIMMING-PARCEL SHELF (BLACK)(TO SEP.-'67)	1	1 2 DOOR DX		
59	79910-27702	TRIMMING-PARCEL SHELF (BLACK) (FROM OCT-67 TO SEP-68)	1	1 2 DOOR DX	N	
60	79910-18205	TRIMMING-PARCEL SHELF (WHITE)(TO SEP.-'67)	1	1 2 DOOR DX		
61	79910-27703	TRIMMING-PARCEL SHELF (WHITE) (FROM OCT-67 TO SEP-68)	1	1 2 DOOR DX	N	
62	79910-H0110	TRIMMING-PARCEL SHELF (FROM OCT-68)	1	1 2 DOOR	N	
63	79910-H0100	TRIMMING-PARCEL SHELF (BLACK) (FROM OCT-68)	1	1 2 DOOR	N	

S KEY NO.	PART NO.	PART NAME	QTY	SALES UNIT	MODEL	JCA
64	79910-H0900	TRIMMING-PARCEL SHELF (RED) (FROM OCT-68)	1	1 2 DOOR DX	N	
65	74917-18200	PAD-REAR WHEEL HOUSE	2	1 2 DOOR DX		
66	74950-18000	PLATE-KICKING(TO SEP-67)	2	1 2 DOOR STD		
67	74950-18200	PLATE-KICKING(TO SEP-67)	2	2 DOOR DX		
68	74950-18001	PLATE-KICKING(FROM OCT-'67)	2	1 2 DOOR	Y	
69	08510-71210	SCREW-TAPPING(FIXING KICKING PLATE)	8	50 2 DOOR		
70	74911-18202	COVER-SILL INNER (RED) R.H. (TO SEP-68)	1	1 2 DOOR DX		
71	74911-H0100	COVER-SILL INNER (RED) R.H. (FROM OCT-68)	1	1 2 DOOR DX	N	
72	74911-18203	COVER-SILL INNER (BLACK) R.H. (TO SEP-68)	1	1 2 DOOR DX		
73	74911-H0101	COVER-SILL INNER (BLACK) R.H. (FROM OCT-68)	1	1 2 DOOR DX	N	
74	74912-18202	COVER-SILL INNER (RED) L.H. (TO SEP-68)	1	1 2 DOOR DX		
75	74912-H0100	COVER-SILL INNER (RED) L.H. (FROM OCT-68)	1	1 2 DOOR DX	N	
76	74912-18203	COVER-SILL INNER (BLACK) L.H. (TO SEP-68)	1	1 2 DOOR DX		
77	74912-H0101	COVER-SILL INNER (BLACK) L.H. (FROM OCT-68)	1	1 2 DOOR DX	N	
78	26410-04100	ASSY-LAMP, POOR	1	1 STANDARD		
79	26410-04400	ASSY-LAMP, ROOM	1	1 DELUXE		
80	79915-10600	FASTENER-TRIMMING(TO SEP.-'67)	10	10 2 DOOR		

S	KEY NO.	PART NO.	PART NAME	QTY	SALES UNIT	MODEL	ICA
*	81	80919-89901	CLIP=PARCEL SHELF(FROM OCT-67)	10	10	2 DOOR	N
	82	80919-89902	CLIP=PARCEL SHELF(FROM OCT-67)	10		2 DOOR	Y
	83	79930-18000	TRIMMING=SEAT BACK	1	1	2 DOOR	
	84	08510-71210	SCREW=TAPPING	9	50	2 DOOR	
	85	79931-18000	JUTE=REAR SEAT JACK	1	2	2 DOOR	
	86	74915-18001	COVER=REAR WHEEL HOUSE (BLUE) R,H, (TO SEP-68)	1	1	2 DOOR STD	
	87	74915-18202	COVER=REAR WHEEL HOUSE (RED) RH (TO SEP-67)	1	1	2 DOOR STD	
	88	74915-18205	COVER=RR WHEEL HOUSE (RED) RH (FROM OCT-67 TO SEP-68)	1	1	2 DOOR STD	N
	89	74916-18001	COVER=REAR WHEEL HOUSE (BLUE) L,H, (TO SEP-68)	1	1	2 DOOR STD	
	90	74916-18202	COVER=REAR WHEEL HOUSE (RED) LH (TO SEP-67)	1	1	2 DOOR STD	
	91	74916-18205	COVER=REAR WHEEL HOUSE (RED) LH (FROM OCT-67 TO SEP-68)	1	1	2 DOOR STD	N
	92	74915-18205	COVER=REAR WHEEL HOUSE (RED) RH (TO SEP-67)	1	1	2 DOOR DX	
	93	74915-18205	COVER=REAR WHEEL HOUSE (RED) RH (FROM OCT-67 TO SEP-68)	1	1	2 DOOR DX	N
	94	74915-18203	COVER=REAR WHEEL HOUSE (BLACK) R,H, (TO SEP-68)	1	1	2 DOOR DX	
	95	74915-18204	COVER=REAR WHEEL HOUSE (WHITE) R,H, (TO SEP-68)	1	1	2 DOOR DX	
	96	74916-18205	COVER=REAR WHEEL HOUSE (RED) LH (TO SEP-67)	1	1	2 DOOR DX	

S	KEY NO.	PART NO.	PART NAME	QTY	SALES UNIT	MODEL	ICA
	97	74916-18205	COVER=REAR WHEEL HOUSE (RED) LH (FROM OCT-67 TO SEP-68)	1	1	2 DOOR DX	N
	98	74916-18203	COVER=REAR WHEEL HOUSE (BLACK) L,H, (TO SEP-68)	1	1	2 DOOR DX	
	99	74916-18204	COVER=REAR WHEEL HOUSE (WHITE) L,H, (TO SEP-68)	1	1	2 DOOR DX	
	100	74915-H0110	COVER REAR WHEEL HOUSE (RED) RH (FROM OCT-68)	1	1	2 DOOR	N
	101	74915-H0100	COVER REAR WHEEL HOUSE (BLACK) RH (FROM OCT-68)	1	1	2 DOOR	N
	102	74915-H0500	COVER REAR WHEEL HOUSE (WHITE) RH (FROM OCT-68)	1	1	2 DOOR DX	N
	103	74916-H0110	COVER REAR WHEEL HOUSE (RED) LH (FROM OCT-68)	1	1	2 DOOR	N
	104	74916-H0100	COVER REAR WHEEL HOUSE (BLACK) LH (FROM OCT-68)	1	1	2 DOOR	N
	105	74916-H0500	COVER REAR WHEEL HOUSE (WHITE) LH	1	1	2 DOOR DX	N

BODY INSIDE TRIMMING (4 DOOR SEDAN)



S	KEY NO.	PART NO.	PART NAME	QTY	SALES UNIT	MODEL	ICA
---	---------	----------	-----------	-----	------------	-------	-----

BODY INSIDE TRIMMING (4 DOOR SEDAN)

1	73910-27700	ASSY=HEADLINING	1	1	4 DOOR		
2	73910-27701	ASSY=HEADLINING	1	1	4 DOOR		Y
3	73961-18000	WELT=ROOF RAIL	1	1	4 DOOR		
4	73921-27700	WELT=ROOF RAIL	1	1	4 DOOR		Y
5	96700-18000	ASSY=ASSIST STRAP	2	1	4 DOOR		
6	73940-H1101	ASSY=ASSIST RAIL	2	1	4 DOOR		Y
7	08330-61620	SCREW(FIXING ASSIST STRAP)	4	50	4 DOOR		
8	76921-24800	WELT=BODY SIDE FRONT (RED)	2	1	4 DOOR STD		
9	76921-18006	WELT=BODY SIDE FRONT (RED) (TO SEP-68)	2	1	4 DOOR STD		Y
10	76921-24802	WELT=BODY SIDE FRONT (GRAY)	2	1	4 DOOR STD		
11	76921-18005	WELT=BODY SIDE FRONT (GRAY) (TO SEP-68)	2	1	4 DOOR STD		Y
12	76921-24803	WELT=BODY SIDE FRONT (BLUE)	2	1	4 DOOR STD		
13	76921-18008	WELT=BODY SIDE FRONT (BLUE) (TO SEP-68)	2	1	4 DOOR STD		Y
14	76922-24800	WELT=BODY SIDE REAR (RED)	2	1	4 DOOR STD		
15	76921-18001	WELT=BODY SIDE REAR (RED) (TO SEP-68)	2	1	4 DOOR STD		Y
16	76922-24802	WELT=BODY SIDE REAR (GRAY)	2	1	4 DOOR STD		
17	76921-18003	WELT=BODY SIDE REAR (GRAY) (TO SEP-68)	2	1	4 DOOR STD		Y

S	KEY NO.	PART NO.	PART NAME	QTY	SALES UNIT	MODEL	ICA
	18	76922-24803	WELT-BODY SIDE REAR(BLUE)	2	1 4	DOOR STD	
	19	76921-18004	WELT-BODY SIDE REAR (BLUE) (TO SEP-68)	2	1 4	DOOR STD	Y
	20	76921-24800	WELT-BODY SIDE FRONT(RED)	2	1 4	DOOR DX	
	21	76921-18006	WELT-BODY SIDE FRONT (RED)(TO SEP-68)	2	1 4	DOOR DX	Y
	22	76921-24801	WELT-BODY SIDE FRONT(BLACK)	2	1 4	DOOR DX	
	23	76921-18007	WELT-BODY SIDE FRONT (BLACK)(TO SEP-68)	2	1 4	DOOR DX	Y
	24	76921-24802	WELT-BODY SIDE FRONT(GRAY)	2	1 4	DOOR DX	
	25	76921-18005	WELT-BODY SIDE FRONT (GRAY)(TO SEP-68)	2	1 4	DOOR DX	Y
	26	76922-24800	WELT-BODY SIDE REAR(RED)	2	1 4	DOOR DX	
	27	76921-18001	WELT-BODY SIDE REAR (RED)(TO SEP-68)	2	1 4	DOOR DX	Y
	28	76922-24801	WELT-BODY SIDE REAR(BLACK)	2	1 4	DOOR DX	
	29	76921-18002	WELT-BODY SIDE REAR (BLACK)(TO SEP-68)	2	1 4	DOOR DX	Y
	30	76922-24802	WELT-BODY SIDE REAR(GRAY)	2	1 4	DOOR DX	
	31	76921-18003	WELT-BODY SIDE REAR (GRAY)(TO SEP-68)	2	1 4	DOOR	Y
	32	76921-18006	WELT-BODY SIDE FRONT (RED)(FROM OCT-68)	2	1 4	DOOR	Y
	33	76921-18001	WELT-BODY SIDE REAR (RED)(FROM OCT-68)	2	1 4	DOOR	Y
	34	76921-18007	WELT-BODY SIDE FRONT (BLACK)(FROM OCT-68)	2	1 4	DOOR	Y

S	KEY NO.	PART NO.	PART NAME	QTY	SALES UNIT	MODEL	ICA
	35	74921-18002	WELT-BODY SIDE REAR (BLACK)(FROM OCT-68)	2	1 4	DOOR	Y
	36	76921-18005	WELT-BODY SIDE FRONT (WHITE)(FROM OCT-68)	2	1 4	DOOR DX	Y
	37	76921-18003	WELT-BODY SIDE REAR (WHITE)(FROM OCT-68)	2	1 4	DOOR DX	Y
	38	74915-18205	COVER-REAR WHEEL HOUSE (RED)RH(TO SEP-68)	1	1 4	DOOR STD	
	39	74915-18001	COVER-REAR WHEEL HOUSE (BLUE)RH,(TO SEP-68)	1	1 4	DOOR STD	
	40	74916-18205	COVER-REAR WHEEL HOUSE (RED)LH(TO SEP-68)	1	1 4	DOOR STD	
	41	74916-18001	COVER-REAR WHEEL HOUSE (BLUE)L,H,(TO SEP-68)	1	1 4	DOOR STD	
	42	74915-18205	COVER-REAR WHEEL HOUSE (RED)RH(TO SEP-68)	1	1 4	DOOR DX	
	43	74915-18203	COVER-REAR WHEEL HOUSE (BLACK)RH,(TO SEP-68)	1	1 4	DOOR DX	
	44	74915-18204	COVER-REAR WHEEL HOUSE (WHITE)RH(TO SEP-68)	1	1 4	DOOR DX	
	45	74916-18205	COVER-REAR WHEEL HOUSE (RED)LH(TO SEP-68)	1	1 4	DOOR DX	
	46	74916-18203	COVER-REAR WHEEL HOUSE (BLACK)L,H,(TO SEP-68)	1	1 4	DOOR DX	
	47	74916-18204	COVER-REAR WHEEL HOUSE (WHITE)LH(TO SEP-68)	1	1 4	DOOR DX	
	48	74915-H0110	COVER REAR WHEEL HOUSE (RED)RH(FROM OCT-68)	1	1 4	DOOR	N
	49	74915-H0100	COVER REAR WHEEL HOUSE (BLACK)RH(FROM OCT-68)	1	1 4	DOOR	N
	50	74915-H0500	COVER REAR WHEEL HOUSE (WHITE)RH(FROM OCT-68)	1	1 4	DOOR DX	N
	51	74916-H0110	COVER REAR WHEEL HOUSE (RED)LH(FROM OCT-68)	1	1 4	DOOR	N

S	KEY NO.	PART NO.	PART NAME	QTY	SALES UNIT	MODEL	ICA
52	74916-H0100	COVER REAR WHEEL HOUSE (BLACK)LH(FROM OCT-68)	1	1	4 DOOR	N	
53	74916-H0500	COVER REAR WHEEL HOUSE (WHITE)LH(FROM OCT-68)	1	1	4 DOOR DX	N	
54	76941-24800	RETAINER-WELT, REAR WHEEL HOUSE(R,H,)	1	5	4 DOOR		
55	76942-24800	RETAINER-WELT, REAR WHEEL HOUSE(L,H,)	1	5	4 DOOR		
56	08510-71040	SCREW-TAPPING(FIXING WELT RETAINER)	6	50	4 DOOR		
57	74951-24801	PLATE-KICKING FRONT(R,H,)	1	1	4 DOOR		
58	74952-24801	PLATE-KICKING FRONT(L,H,)	1	1	4 DOOR		
59	74953-24800	PLATE-KICKING REAR(R,H,)	1	1	4 DOOR		
60	74954-24800	PLATE-KICKING REAR(L,H,)	1	1	4 DOOR		
61	08510-71210	SCREW-TAPPING(FIXING KICKING PLATE)	16	50	4 DOOR		
62	74961-24801	PLATE-FINISH, REAR FLOOR(R,H,)	1	1	4 DOOR		
63	74962-24801	PLATE-FINISH, REAR FLOOR(L,H,)	1	1	4 DOOR		
64	08510-71010	SCREW-TAPPING(FIXING FINISH PLATE)	6	50	4 DOOR		
65	76900-24804	ASSY-FINISH, CENTER PILLER(RED)RH	1	1	4 DOOR DX		
66	76900-24802	ASSY-FINISH, CENTER PILLER(BLACK)RH	1	1	4 DOOR DX		
67	76900-24803	ASSY-FINISH, CENTER PILLER(GRAY)RH(TO SEP-68)	1	1	4 DOOR DX		
68	76901-24804	ASSY-FINISH, CENTER PILLER(RED)LH(TO SEP-68)	1	1	4 DOOR DX		

S	KEY NO.	PART NO.	PART NAME	QTY	SALES UNIT	MODEL	ICA
69	76901-24802	ASSY-FINISH,CENTER PILLER(BLACK)LH(TO SEP-68)	1	1	4 DOOR DX		
70	76901-24803	ASSY-FINISH,CENTER PILLER(GRAY)LH(TO SEP-68)	1	1	4 DOOR DX		
71	76900-H0210	ASSY-FINISH,CENTER PILLER (RFD)RH(FROM OCT-68)	1	1	4 DOOR	N	
72	76900-H0200	ASSY-FINISH,CENTER PILLER (BLACK)RH(FROM OCT-68)	1	1	4 DOOR	N	
73	76900-H0610	ASSY-FINISH,CENTER PILLER (WHITE)RH(FROM OCT-68)	1	1	4 DOOR DX	N	
74	76901-H0210	ASSY-FINISH,CENTER PILLER (RFD)LH(FROM OCT-68)	1	1	4 DOOR	N	
75	76901-H0200	ASSY-FINISH,CENTER PILLER (BLACK)LH(FROM OCT-68)	1	1	4 DOOR	N	
76	76901-H0610	ASSY-FINISH,CENTER PILLER (WHITE)LH(FROM OCT-68)	1	1	4 DOOR DX	N	
77	80919-89900	CLIP-FINISH	2	10	4 DOOR		
78	76910-24800	ASSY-FINISH,REAR CORNER(R,H,)	1	1	4 DOOR		
79	76911-24800	ASSY-FINISH,REAR CORNER(L,H,)	1	1	4 DOOR		
80	80919-89900	CLIP-FINISH	8	10	4 DOOR		
81	79910-27701	TRIMMING-PARCEL SHELF (BLUE)	1	1	4 DOOR STD		
82	79910-27704	TRIMMING-PARCEL SHELF (RED)	1	1	4 DOOR STD		
83	79910-27704	TRIMMING-PARCEL SHELF (RED)	1	1	4 DOOR DX		

G12

FIG. 59

NISSAN MOTOR CO., LTD.

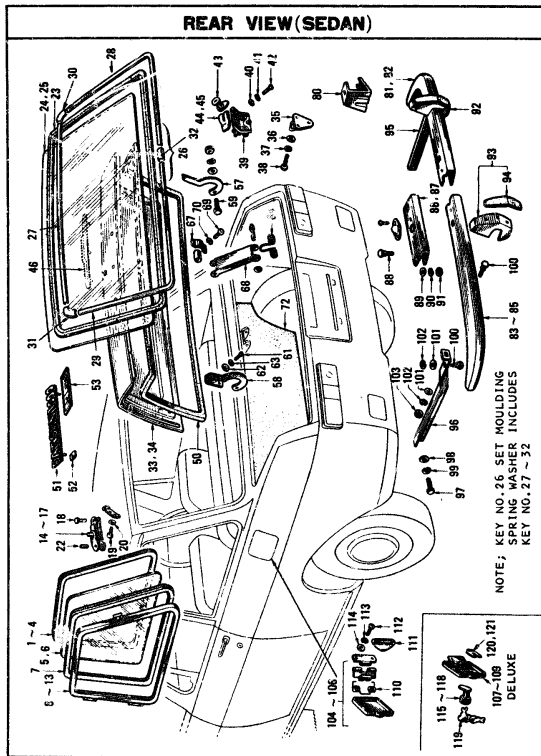
S	KEY NO.	PART NO.	PART NAME	QTY	SALES UNIT	MODEL	ICA
	84	79910-27702	TRIMMING-PARCEL SHELF (BLACK)	1	1 4	DOOR DX	
	85	79910-27703	TRIMMING-PARCEL SHELF (WHITE)	1	1 4	DOOR DX	
	86	80919-89901	CLIP-PARCEL SHELF (FROM OCT.-'67)	10	10 4	DOOR	
	87	80919-89902	CLIP-PARCEL SHELF (FROM OCT.-'67)	10	4	DOOR	Y
	88	79930-18000	TRIMMING-SEAT BACK	1	1 4	DOOR	
	89	08510-71210	SCREW-TAPPING	9	50 4	DOOR	
	90	79931-18000	JUTE-REAR SEAT BACK	1	2 4	DOOR	
	91	74911-24800	COVER-BODY SIDE SILL INNER (RED) RH (TO SEP-68)	1	1 4	DOOR DX	
	92	74911-H0200	COVER-BODY SIDE SILL INNER (RED) RH (FROM OCT-68)	1	1 4	DOOR DX	N
	93	74911-24801	COVER-BODY SIDE SILL INNER (BLACK) L.H. (TO SEP-68)	1	1 4	DOOR DX	
	94	74911-H0201	COVER-BODY SIDE SILL INNER (BLACK) RH (FROM OCT-68)	1	1 4	DOOR DX	N
	95	74912-24800	COVER-BODY SIDE SILL INNER (RED) LH (TO SEP-68)	1	1 4	DOOR DX	
	96	74912-H0200	COVER-BODY SIDE SILL INNER (RED) LH (FROM OCT-68)	1	1 4	DOOR DX	N
	97	74912-24801	COVER-BODY SIDE SILL INNER (BLACK) L.H. (TO SEP-68)	1	1 4	DOOR DX	
	98	74912-H0201	COVER-BODY SIDE SILL INNER (BLACK) LH (FROM OCT-68)	1	1 4	DOOR DX	N

REVISED: SEPTEMBER, 1969

59- - 6

Printed in Japan

REAR VIEW (SEDAN)



M-1327

S	KEY NO.	PART NO.	PART NAME	QTY	SALES UNIT	MODEL	ICA
---	---------	----------	-----------	-----	------------	-------	-----

REAR VIEW (SEDAN)

• 1	76802-18001	WEATHERSTRIP-SIDE WIND ON R.H.	1	1	2 DOOR		
2	76802-18002	WEATHERSTRIP-SIDE WIND ON R.H.	1	1	2 DOOR		Y
• 3	76803-18001	WEATHERSTRIP-SIDE WIND ON L.H.	1	1	2 DOOR		
4	76803-18002	WEATHERSTRIP-SIDE WIND ON L.H.	1	1	2 DOOR		Y
5	76822-20900	GLASS-SIDE WINDOW(TOUG HENED)	2	1	2 DOOR STD		
6	76822-20901	GLASS-SIDE WINDOW(TOUG HENED ANYT-BUN)	2	1	2 DOOR DX		
7	76823-18001	RUBBER-SIDE WINDOW	2	1	2 DOOR		
8	76824-18002	ASSY-SASH,SIDE WINDOW R.H.	1	1	2 DOOR STD		
9	76824-18203	ASSY-SASH,SIDE WINDOW R.H.	1	1	2 DOOR DX		
• 10	76824-18204	ASSY-SASH,SIDE WINDOW R.H.(FROM C/S 810-6601)	1	1	2 DOOR DX		Y
11	76825-18002	ASSY-SASH,SIDE WINDOW L.H.	1	1	2 DOOR STD		
12	76825-18203	ASSY-SASH,SIDE WINDOW L.H.	1	1	2 DOOR DX		
• 13	76825-18204	ASSY-SASH,SIDE WINDOW L.H.(FROM C/S 810-6601)	1	1	2 DOOR DX		Y
14	76870-18001	ASSY-HANDLE,SIDE WINDOW R.H.	1	1	2 DOOR		
15	76870-27700	ASSY-HANDLE,SIDE WINDOW R.H.	1	1	2 DOOR		Y

NISSAN MOTOR CO., LTD.

S KEY NO.	PART NO.	PART NAME	QTY	SALES UNIT	MODEL	ICA
16	76871-18001	ASSY=HANDLE, SIDE WINDO W L.H.	1	1	2 DOOR	
17	76871-27700	ASSY=HANDLE, SIDE WINDO W L.H.	1	1	2 DOOR	Y
18	76874-18101	RIVET=HANDLE, SIDE WIND ON	2	10	2 DOOR	
19	00430-01610	SCREW FIXING SIDE WINDOW HANDLE	4		2 DOOR	
20	00916-00010	WASHER FIXING SIDE WINDOW HANDLE	4		2 DOOR	
21	76873-18009	SHIM=SIDE WINDOW	AR	1	2 DOOR	
22	76872-18000	PIN	2	10	2 DOOR	
23	79710-20900	WEATHERSTRIP=REAR WIND ON	1	1	SEDAN	
24	79713-20900	GLASS=REAR WINDOW(TOUG HENED)	1	1	SEDAN	
25	79713-20901	GLASS=REAR WINDOW(TOUG HENED ANTI-SUN)	1	1	OP, SEDAN	
26	79810-18200	SET=MOULDING, REAR WIND ON	1	1	DELUXE	
27	79811-18200	MOULDING=REAR WINDOW T OP	1	1	DELUXE	
28	79812-18200	MOULDING=REAR WINDOW S IDE R.H.	1	1	DELUXE	
29	79813-18200	MOULDING=REAR WINDOW S IDE L.H.	1	1	DELUXE	
30	79819-18200	CORNER=MOULDING RH	1	9	DELUXE	
31	79816-18200	CORNER=MOULDING L.H.	1		DELUXE	
32	72014-13600	CLIP=MOULDING	1	20	DELUXE	
33	04300-18031	ASSY=LID, TRUNK	1	1	SEDAN EXC AUTOMATIC	
34	04300-20330	ASSY=LID TRUNK	1		SEDAN AUTOMATIC	

NISSAN MOTOR CO., LTD.

S KEY NO.	PART NO.	PART NAME	QTY	SALES UNIT	MODEL	ICA
35	04420-18000	STRIKER=TRUNK LID LOCK	1	5	SEDAN	
36	00915-43910	WASHER=PLAIN FIXING LO CK STRIKER	3	50	SEDAN	
37	00915-13910	WASHER=LOCK FIXING LOC K STRIKER	3	50	SEDAN	
38	00310-51210	SCREW FIXING LOCK STRI KER	3	50	SEDAN	
39	04430-18001	ASSY=LOCK, TRUNK LID	1	1	SEDAN	
40	00915-43910	WASHER=PLAIN FIXING LI D LOCK	2	50	SEDAN	
41	00915-13910	WASHER=LOCK FIXING LID LOCK	2	50	SEDAN	
42	00310-51210	SCREW FIXING LID LOCK	2	50	SEDAN	
43	04460-18000	ASSY=CYLINDER, TRUNK LI D LOCK	1	1	SEDAN	
44	00590-10600	CLIP=RETAINING, LOCK CY LINDER	1		SEDAN	
45	00590-10601	CLIP=RETAINING, LOCK CYLINDER	1	10	SEDAN	Y
46	04450-18001	ASSY=HANDLE, TRUNK LID	1	1	SEDAN	
47	00310-50010	SCREW FIXING TRUNK LID HANDLE	3	50	SEDAN	
48	00915-13910	WASHER=LOCK FIXING TRU NK LID HANDLE	3	50	SEDAN	
49	00915-43910	WASHER=PLAIN FIXING TR UNK LID HANDLE	3	50	SEDAN	
50	04010-18001	WEATHERSTRIP=TRUNK LID	1	1	SEDAN	
51	04021-20900	EMBLEM="DATSUN 1990"	1	2	SEDAN	
52	03049-18009	CLIP=TUBULAR	3	50	SEDAN	
53	04023-18225	MARK="DELUXE"	1	2	DELUXE	
54	03049-18009	CLIP=TUBULAR	2	50	DELUXE	

NISSAN MOTOR CO., LTD.

S	KEY NO.	PART NO.	PART NAME	QTY	SALES UNIT	MODEL	ICA
	95	84824-20300	MARK="NISSAN FULL AUTOMATIC"	1	2	SEDAN AUTOMATIC	
	96	63849-18000	CLIP-TUBULAR	3	90	SEDAN AUTOMATIC	
	97	84512-10000	HINGE=TRUNK LID R.H.	1	1	SEDAN	
	98	84513-10000	HINGE=TRUNK LID L.H.	1	1	SEDAN	
	99	84516-10000	PIN-HINGE	2	10	SEDAN	
	60	80531-01300	WASHER-WAVE LINK	2	90	SEDAN	
	61	08310-51210	SCREW FIXING HINGE	4	90	SEDAN	
	62	08615-43510	WASHER=PLAIN FIXING HINGE	4	90	SEDAN	
	63	08919-13510	WASHER=LOCK FIXING HINGE	4	90	SEDAN	
	64	84523-10000	SPRING-STAY, TRUNK LID	1	5	SEDAN	
	65	84520-10000	ASSY-BRACKET, TRUNK LID HINGE R.H.	1	1	SEDAN	
	66	84521-10000	ASSY-BRACKET, TRUNK LID HINGE L.H.	1	1	SEDAN	
	67	84524-10000	STOPPER-STAY, TRUNK LID	1	5	SEDAN	
	68	84530-10000	ASSY-STAY, TRUNK LID	1	1	SEDAN	
	69	08310-51210	SCREW	1	90	SEDAN	
	70	08919-13510	WASHER=LOCK	1	90	SEDAN	
	71	84902-18200	HAT=TRUNK ROOF	1	1	DELUXE	
	72	84910-10000	BOARD=FINISH, TRUNK ROOF	1	1	SEDAN	
	73	08570-41210	SCREW FIXING FINISH BOARD	9	90	SEDAN	
	74	08919-80410	WASHER FIXING FINISH BOARD	9	90	SEDAN	
	75	08919-80400	WASHER FIXING FINISH BOARD	9	90	SEDAN	Y

M-111

NISSAN MOTOR CO., LTD.

S	KEY NO.	PART NO.	PART NAME	QTY	SALES UNIT	MODEL	ICA
	76	08913-80420	WASHER FIXING FINISH BOARD	9	90	SEDAN	Y
	77	74942-04100	PLUG=RUSSER 25	6	90	SEDAN	
	78	32021-35000	PLUG-INSPECTION HOLE	1	5	SEDAN	
	79	57210-18000	HANDLE=SPARE WHEEL CLAMP	1	1	SEDAN	
	80	99631-08700	HOLDER=JACK LEVER	2	5	SEDAN	
	81	85006-18000	ASSY=BUMPER, REAR R.H.	1	2	STANDARD	
	82	85006-18200	ASSY=BUMPER, REAR R.H.	1	2	DELUXE	
	83	85002-18001	ASSY=BUMPER REAR L.H.	1	2	STANDARD	
	84	85002-18201	ASSY=BUMPER REAR L.H.	1	1	DELUXE	
	85	85002-18200	ASSY=BUMPER REAR L.H.	1	2	DELUXE	Y
	86	85003-18001	CONNECTOR=REAR BUMPER	1	1	SEDAN	
	87	85003-27700	CONNECTOR=REAR BUMPER	1	1	SEDAN	Y
	88	62663-18000	BOLT=BUMPER	6	90	SEDAN	
	89	08919-43610	WASHER=PLAIN FIXING BUMPER R.H. & L.H.	10	90	SEDAN	
	90	08919-13612	WASHER=LOCK FIXING BUMPER R.H. & L.H.	10	90	SEDAN	
	91	08911-10610	NUT FIXING BUMPER R.H. & L.H.	6	90	SEDAN	
	92	85020-18200	OVERRIDER=REAR BUMPER R.H.	1	1	DELUXE	
	93	85021-18200	OVERRIDER=REAR BUMPER L.H.	1	1	DELUXE	
	94	62674-18200	RUBBER=OVERRIDER	2	5	DELUXE	
	95	85204-18001	STAY=REAR BUMPER R.H.	1	1	SEDAN	
	96	85205-18001	STAY=REAR BUMPER L.H.	1	1	SEDAN	
	97	08113-82010	BOLT FIXING STAY TO MEMBER	4	90	SEDAN	

G16

FIG 60

NISSAN MOTOR CO., LTD.

S	KEY NO.	PART NO.	PART NAME	QTY	SALES UNIT	MODEL	ICA
	98	00919-53810	WASHER=PLAIN FIXING STAY TO MEMBER	4	90	SEDAN	
	99	00919-13810	WASHER=LOCK FIXING STAY TO MEMBER	4	90	SEDAN	
	100	02663-10000	BOLT=BUMPER & FIXING BUMPER TO STAY	2	90	SEDAN	
	101	00919-43810	WASHER=PLAIN FIXING BUMPER TO STAY	4	90	SEDAN	
	102	00919-13610	WASHER=LOCK FIXING BUMPER TO STAY	4	90	SEDAN	
	103	00911-10610	NUT FIXING BUMPER TO STAY	4	90	SEDAN	
	104	70000-10001	ASSY=LID, FUEL FILLER	1	1	STANDARD	
	105	70000-10002	ASSY=LID, FUEL FILLER (TO SEP-67)	1	1	STANDARD	
	106	70000-10202	ASSY=LID, FUEL FILLER FOR LOCK (FROM OCT-67)	1	1	STANDARD	N
	107	70000-10201	ASSY=LID, FUEL FILLER FOR LOCK	1		DELUXE	
	108	70000-10202	ASSY=LID, FUEL FILLER FOR LOCK (TO C/S 010-102700)	1	1	DELUXE	Y
	109	70000-27701	ASSY=LID, FUEL FILLER FOR LOCK (FROM C/S 010-102701)	1	1	DELUXE	N
	110	70000-10000	SPRING=FILLER LID	1	10	SEDAN	
	111	70000-10600	BUMPER=RUBBER	1	10	SEDAN	
	112	00310-01010	SCREW	2	90	SEDAN	
	113	00919-13810	WASHER=LOCK	2	90	SEDAN	
	114	00919-43810	WASHER=PLAIN	2	90	SEDAN	
	115	70000-10200	ASSY=LOCK FUEL FILLER LID (TO SEP-67)	1	1	DELUXE	

60 = 6

REVISED: DECEMBER, 1970

Printed in Japan

NISSAN MOTOR CO., LTD.

FIG 60

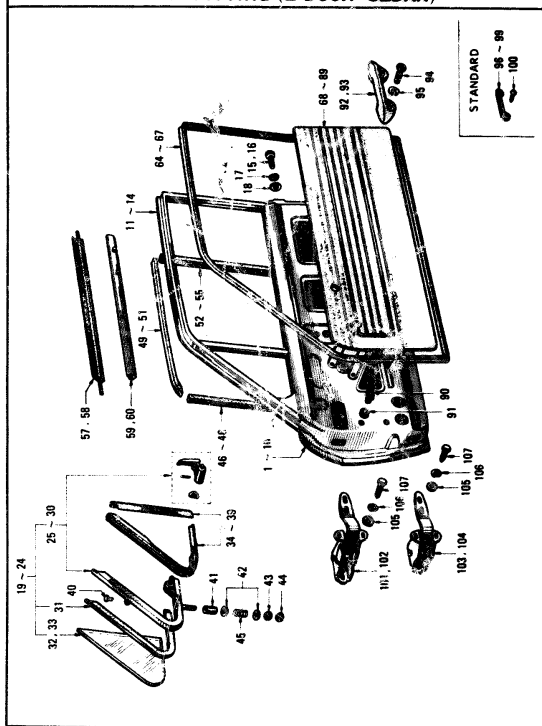
S	KEY NO.	PART NO.	PART NAME	QTY	SALES UNIT	MODEL	ICA
	116	70000-00500	FUEL FILTER LID LOCK ASSY (TO SEP 67)	1		DELUXE	Y
	117	70000-10200	ASSY=LOCK FUEL FILLER LID (FROM OCT-67)	1	1	SEDAN	
	118	70000-00500	FUEL FILTER LID LOCK ASSY (FROM OCT-67)	1		SEDAN	Y
	119	70000-10201	KEY, FUEL FILLER LID	1		SEDAN	
	120	70002-10200	CLIP=FILLER LID LOCK (TO SEP-67)	1	10	DELUXE	
	121	70002-10200	CLIP=FILLER LID (FROM OCT-67)	1	10	SEDAN	
	122	00350-00100	PLUG=DRAIN HOLE	2	10	ALL	

60 = 7

REVISED: DECEMBER, 1970

Printed in Japan

DOOR FITTING (2 DOOR SEDAN)



M. 120

S KEY NO.	PART NO.	PART NAME	QTY	SALES UNIT	MODEL	ICA
-----------	----------	-----------	-----	------------	-------	-----

DOOR FITTING(2 DOOR SEDAN)

1	80100-18030	ASSY=PANEL, DOOR R.H. (TO SEP-68)	1	1	2 DOOR STD	
2	80100-40100	ASSY=PANEL, DOOR R.H. (FROM OCT-68)	1	1	2 DOOR STD	N
3	80100-18230	ASSY=PANEL DOOR RH (TO SEP-68)	1	1	2 DOOR DX	
4	80100-40525	ASSY=PANEL DOOR RH (FROM OCT-68)	1	1	2 DOOR DX	N
5	80101-18030	ASSY=PANEL, DOOR L.H. (TO SEP-68)	1	1	2 DOOR STD	
6	80101-40100	ASSY=PANEL, DOOR L.H. (FROM OCT-68)	1	1	2 DOOR STD	N
7	80101-18230	ASSY=PANEL DOOR LH (TO SEP-68)	1	1	2 DOOR DX	
8	80101-40525	ASSY=PANEL DOOR LH (FROM OCT-68)	1	1	2 DOOR DX	N
9	80152-18000	PANEL=DOOR OUTSIDE RH	1	1	2 DOOR	
10	80153-18000	PANEL=DOOR OUTSIDE LH	1	1	2 DOOR	
11	80202-18001	ASSY=SASH, DOOR WINDOW R.H.	1	1	2 DOOR STD	
12	80202-18026	ASSY=SASH W/MOULDING RH	1	1	2 DOOR DX	
13	80203-18001	ASSY=SASH, DOOR WINDOW L.H.	1	1	2 DOOR STD	
14	80203-18026	ASSY=SASH W/MOULDING LH	1	1	2 DOOR DX	
15	08310-61810	SCREW FIXING DOOR SASH	4	50	SEDAN	
16	08310-61610	SCREW FIXING DOOR SASH	6	90	SEDAN	

S	KEY NO.	PART NO.	PART NAME	QTY	SALES UNIT	MODEL	ICA
	17	00919-13610	WASHER=LOCK FIXING DOOR SASH	10	50	SEDAN	
	18	00919-43610	WASHER=PLAIN FIXING DOOR SASH	10	50	SEDAN	
	19	00247-20900	ASSY=VENTILATOR, DOOR GLASS R.H.	1	1 2	DOOR STD	
•	20	00247-20901	ASSY=VENTILATOR, DOOR GLASS R.H.	1	1 2	DOOR DX	
	21	00247-27702	ASSY=VENTILATOR, DOOR GLASS RH	1	1 2	DOOR DX	Y
	22	00246-20900	ASSY=VENTILATOR, DOOR GLASS L.H.	1	1 2	DOOR STD	
•	23	00246-20901	ASSY=VENTILATOR, DOOR GLASS L.H.	1	1 2	DOOR DX	
	24	00246-27702	ASSY=VENTILATOR, DOOR GLASS LH	1	1 2	DOOR DX	Y
	25	00249-18000	ASSY=FRAME, DOOR VENTILATOR R.H.	1	1 2	DOOR STD	
•	26	00249-18200	ASSY=FRAME, DOOR VENTILATOR R.H.	1	1 2	DOOR DX	
	27	00249-27700	ASSY=FRAME, DOOR VENTILATOR RH	1	1 2	DOOR DX	Y
	28	00250-18000	ASSY=FRAME, DOOR VENTILATOR L.H.	1	1 2	DOOR STD	
•	29	00250-18200	ASSY=FRAME, DOOR VENTILATOR L.H.	1	1 2	DOOR DX	
	30	00250-27700	ASSY=FRAME, DOOR VENTILATOR LH	1	1 2	DOOR DX	Y
	31	00285-18000	RUBBER=GLAZING, DOOR VENTILATOR	2	1 2	DOOR	
	32	00286-20900	GLASS=VENTILATOR (TOUGH ENED)	2	1 2	DOOR STD	
	33	00286-20901	GLASS=VENTILATOR (TOUGH ENED A4(I)=SUM)	2	1 2	DOOR DX	

INT-8

S	KEY NO.	PART NO.	PART NAME	QTY	SALES UNIT	MODEL	ICA
	34	00242-20900	WEATHERSTRIP=DOOR VENTILATOR R.H.	1	1 2	DOOR	
	35	00244-18000	WEATHERSTRIP=DOOR VENTILATOR PARTITION R.H.	1	5 2	DOOR	
	36	00246-27700	ASSY WEATHERSTRIP DOOR VENTILATOR RH	1	1 2	DOOR	Y
	37	00243-18000	WEATHERSTRIP=DOOR VENTILATOR L.H.	1	5 2	DOOR	
	38	00245-18000	WEATHERSTRIP=DOOR VENTILATOR PARTITION L.H.	1	5 2	DOOR	
	39	00241-27700	ASSY WEATHERSTRIP=DOOR VENTILATOR LH	1	1 2	DOOR	Y
	40	00295-10600	RIVET=TUBULAR	2	50	SEDAN	
	41	00263-18000	TUBE=DISTANCE FIXING DOOR VENTILATOR	2	10	SEDAN	
	42	00919-43610	WASHER=PLAIN FIXING DOOR VENTILATOR	4	50	SEDAN	
	43	00911-30610	NUT FIXING DOOR VENTILATOR	2	50	SEDAN	
	44	00911-10610	NUT FIXING DOOR VENTILATOR	2	50	SEDAN	
	45	00268-30800	SPRING FIXING DOOR VENTILATOR	2	5	SEDAN	
	46	00337-18002	RUBBER=GLASS RUN A	2	5 2	DOOR	
	47	00337-20900	RUBBER=GLASS RUN A	2	5 2	DOOR	
	48	00337-10501	RUBBER=GLASS RUN A (FROM JULY=69) (NOT ADOPTED)	2	2	DOOR	H
	49	00338-18000	RUBBER=GLASS RUN B	2	5 2	DOOR	
	50	00338-20900	RUBBER=GLASS RUN B	2	5 2	DOOR	
	51	00338-10501	RUBBER=GLASS RUN B (NOT ADOPTED)	2	2	DOOR	
•	52	00339-18000	RUBBER=GLASS RUN C	2	2	DOOR	

S	KEY NO.	PART NO.	PART NAME	QTY	SALES UNIT	MODEL	ICA
	93	00339-18001	RUBBER-GLASS RUN G	2	9	2DOOR	Y
	94	00339-20909	RUBBER-GLASS RUN G	2	9	2 DOOR	
	95	00339-H0901	RUBBER-GLASS RUN G (NOT ADOPTED)	2	2	2 DOOR	
	96	00317-1800C	CUSHION-WINDOW GLASS	2	10	2 DOOR	
	97	00341-18001	WEATHERSTRIP-GLASS, DOOR R WINDOW OUTSIDE R.H.	1	9	2 DOOR	
	98	00342-18001	WEATHERSTRIP-GLASS, DOOR R WINDOW OUTSIDE L.H.	1	9	2 DOOR	
	99	00320-20901	ASSY-WEATHERSTRIP, DOOR WINDOW INSIDE	2	2	2 DOOR	
	60	00320-20903	ASSY-WEATHERSTRIP, DOOR WINDOW GLASS	2	2	2 DOOR	Y
	61	00324-18009	CLIP-WEATHERSTRIP	10	10	2 DOOR	
	62	00904-18009	ASSY-SCREEN, SEAL, DOOR INSIDE R.H.	1	1	2 DOOR	
•	63	00907-18000	ASSY-SCREEN, SEAL, DOOR INSIDE L.H.	1	1	2 DOOR	
•	64	00810-18001	WEATHERSTRIP-DOOR R.H.	1	2	DOOR	
•	65	00810-18002	WEATHERSTRIP-DOOR RH	1	1	2 DOOR	Y
•	66	00811-18001	WEATHERSTRIP-DOOR L.H.	1	2	DOOR	
•	67	00811-18002	WEATHERSTRIP-DOOR LH	1	1	2 DOOR	Y
	68	00908-18007	ASSY-FINISH, DOOR (RED) (TO SEP. '67) RH	1	1	2 DOOR STD	
	69	00908-18009	ASSY-FINISH, DOOR (RED) RH (FROM OCT-67 TO SEP-68)	1	1	2 DOOR STD	N
	70	00908-18008	ASSY-FINISH, DOOR (BLUE)) RH (TO SEP-68)	1	1	2 DOOR STD	
	72	00901-18007	ASSY-FINISH, DOOR (RED) (TO SEP. '67)	1	1	2 DOOR STD	

S	KEY NO.	PART NO.	PART NAME	QTY	SALES UNIT	MODEL	ICA
72	00901-18009	ASSY-FINISH, DOOR (RED) LH (FROM OCT-67 TO SEP-68)	1	1	2 DOOR STD	N	
73	00901-18008	ASSY-FINISH, DOOR (BLUE)) LH (TO SEP-68)	1	1	2 DOOR STD		
74	00900-H0400	ASSY-FINISH DOOR (RED) RH (FROM OCT-68)	1	1	2 DOOR STD	N	
75	00900-H0100	ASSY-FINISH DOOR (BLACK) K) RH (FROM OCT-68)	1	1	2 DOOR STD	N	
76	00901-H0400	ASSY-FINISH DOOR (RED) LH (FROM OCT-68)	1	1	2 DOOR STD	N	
77	00901-H0100	ASSY-FINISH DOOR (BLACK) K) LH (FROM OCT-68)	1	1	2 DOOR STD	N	
78	00900-H0110	ASSY-FINISH DOOR (RED) RH (FROM OCT-68)	1	1	2 DOOR DX	N	
79	00900-H0111	ASSY-FINISH DOOR (BLACK) K) RH (FROM OCT-68)	1	1	2 DOOR DX	N	
80	00900-H0510	ASSY-FINISH DOOR (WHITE) E) RH (FROM OCT-68)	1	1	2 DOOR DX	N	
81	00901-H0110	ASSY-FINISH DOOR (RED) LH (FROM OCT-68)	1	1	2 DOOR DX	N	
82	00901-H0111	ASSY-FINISH DOOR (BLACK) K) LH (FROM OCT-68)	1	1	2 DOOR DX	N	
83	00901-H0510	ASSY-FINISH DOOR (WHITE) E) LH (FROM OCT-68)	1	1	2 DOOR DX	N	
84	00908-18206	ASSY-FINISH, DOOR (RED) RH (TO SEP-68)	1	1	2 DOOR DX		
85	00908-18207	ASSY-FINISH, DOOR (BLACK) K) RH, (TO SEP-68)	1	1	2 DOOR DX		
86	00908-18208	ASSY-FINISH, DOOR (WHITE) E) RH (TO SEP-68)	1	1	2 DOOR DX		
87	00901-18206	ASSY-FINISH, DOOR (RED) LH	1	1	2 DOOR DX		
88	00901-18207	ASSY-FINISH, DOOR (RED) LH (TO SEP-68)	1	1	2 DOOR DX		

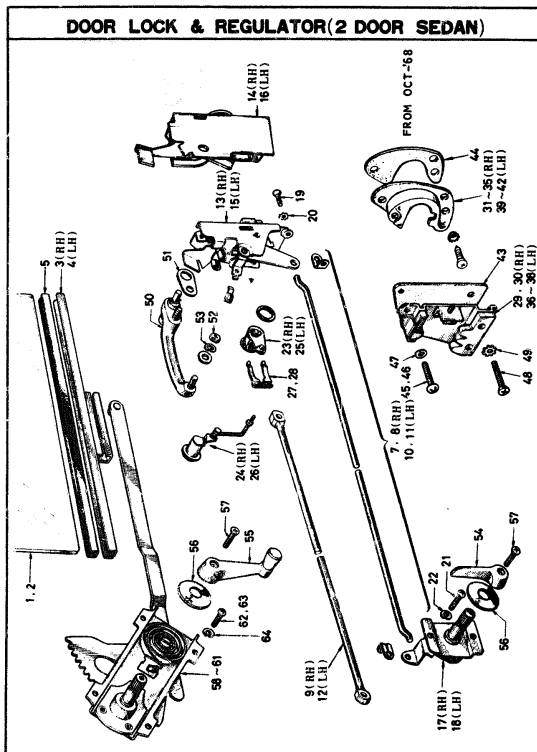
H4

FIG 61

NISSAN MOTOR CO., LTD.

S	KEY NO.	PART NO.	PART NAME	QTY	SALES UNIT	MODEL	ICA
	89	80901-18208	ASSY-FINISH, DOOR (WHIT E) L.H. (TO SEP-68)	1	1	2 DOOR DX	
	90	80919-89900	CLIP-DOOR FINISH	16	10	2 DOOR	
	91	80929-32200	CAP-DOOR FINISH CLIP	16	50	2 DOOR	
	92	80940-11400	COMP-ARM REST	2	2	DOOR DX	
	93	80940-27700	COMP-ARM REST	2	1	2 DOOR DX	Y
	94	80410-62510	SCREW FIXING ARM REST	4	50	2 DOOR DX	
	95	80911-13910	WASHER-LOCK FIXING ARM REST	4	50	2 DOOR DX	
	96	80691-24261	HANDLE-PULL	2	2	2 DOOR STD	
	97	80691-23100	HANDLE-PULL	2	2	2 DOOR STD	C
	98	80960-H1000	HANDLE-PULL	4	3	2 DOOR STD	Y
	99	80691-A0600	HANDLE-PULL	2	2	2 DOOR STD	Y
	100	80330-51210	SCREW(FIXING PULL HAND LE)	4	50	2 DOOR STD	
	101	80400-18000	ASSY-HINGE, DOOR UPPER R, H,	1	1	2 DOOR	
	102	80401-19000	ASSY-HINGE, DOOR UPPER L, H,	1	1	2 DOOR	
	103	80402-18000	ASSY-HINGE, DOOR LOWER R, H,	1	1	2 DOOR	
	104	80403-18000	ASSY-HINGE, DOOR LOWER L, H,	1	1	2 DOOR	
	105	80915-43010	WASHER-PLAIN FIXING DOOR	20	50	2 DOOR	
	106	80915-13810	WASHER-LOCK FIXING DOOR	20	50	2 DOOR	
	107	80143-82010	BOLT FIXING DOOR	20	50	2 DOOR	

M-1000



S	KEY NO.	PART NO.	PART NAME	QTY	SALES UNIT	MODEL	ICA
---	---------	----------	-----------	-----	------------	-------	-----

DOOR LOCK & REGULATOR(2 DOOR SEDAN)

1	80308-20900	GLASS-DOOR WINDOW(TOUG HENED)	2	1	2 DOOR STD		
2	80308-20901	GLASS-DOOR WINDOW(TOUG HENED ANTI-SUN)	2	1	2 DOOR DX		
3	80302-18000	ASSY-CHANNEL, GLASS HOT TOM R, M.	1	1	2 DOOR		
4	80303-18000	ASSY-CHANNEL, GLASS HOT TOM L, M.	1	1	2 DOOR		
5	80312-20900	RUBBER-GLAZING	2	2	2 DOOR		
6	80523-18001	MULDER-ROD DOOR LOCK CYLINDER	2	10	2 DOOR		
7	80500-18000	ASSY-LOCK & REMOTE CON TROL R, M.	1	1	2 DOOR		
8	80500-27700	ASSY-LOCK & REMOTE CONTROL R, M. (TO SEP-68)	1	1	2 DOOR	Y	
9	80500-80100	ASSY LOCK & REMOTE CONTROL RH (FROM OCT-68)	1	1	2 DOOR		N
10	80501-18000	ASSY-LOCK & REMOTE CON TROL L, M.	1	1	2 DOOR		
11	80501-27700	ASSY-LOCK & REMOTE CONTROL L, M. (TO SEP-68)	1	1	2 DOOR	Y	
12	80501-80100	ASSY LOCK & REMOTE CONTROL LH (FROM OCT-68)	1	1	2 DOOR		N
13	80502-18000	ASSY-LOCK, DOOR R, M. (TO SEP-68)	1	1	2 DOOR		
14	80502-80100	ASSY-LOCK, DOOR R, M. (FROM OCT-68)	1	1	2 DOOR		N

H6

FIG 62

NISSAN MOTOR CO., LTD.

S	KEY NO.	PART NO.	PART NAME	QTY	SALES UNIT	MODEL	ICA
	15	80503-18000	ASSY-LOCK, DOOR L.H. (TO SEP-68)	1	1 2	DOOR	
	16	80503-H0100	ASSY-LOCK, DOOR L.H. (FROM OCT-68)	1	1 2	DOOR	N
	17	80504-18000	ASSY-REMOTE CONTROL R.H.	1	1 2	DOOR	
	18	80505-18000	ASSY-REMOTE CONTROL L.H.	1	1 2	DOOR	
	19	08320-61010	SCREW FIXING DOOR LOCK	6	50 2	DOOR	
	20	08916-43610	WASHER-LOCK FIXING DOOR LOCK	6	50 2	DOOR	
	21	08310-61010	SCREW FIXING REMOTE CONTROL	4	50 2	DOOR	
	22	08915-13610	WASHER-LOCK FIXING REMOTE CONTROL	4	50 2	DOOR	
	23	80600-16300	ASSY-CYLINDER, DOOR LOCK R.H. (TO SEP-68)	1	1 2	DOOR	
	24	80600-H0100	ASSY-CYLINDER, DOOR LOCK R.H. (FROM OCT-68)	1	1 2	DOOR	N
	25	80601-16300	ASSY-CYLINDER, DOOR LOCK L.H. (TO SEP-68)	1	1 2	DOOR	
	26	80601-H0100	ASSY-CYLINDER, DOOR LOCK L.H. (FROM OCT-68)	1	1 2	DOOR	N
	27	80590-10600	CLIP-RETAINER, CYLINDER LOCK	2	2	DOOR	
	28	80590-10601	CLIP-RETAINER, CYLINDER LOCK	2	10 2	DOOR	Y
	29	80570-13800	ASSY-STRIKER, DOOR LOCK R.H.	1	1 2	DOOR	
	30	80570-18001	ASSY-STRIKER, DOOR LOCK R.H. (FROM C/P 810-872 ?)	1	5 2	DOOR	Y

62- = 2

REVISED: DECEMBER, 1970

Printed in Japan

NISSAN MOTOR CO., LTD.

FIG 62

S	KEY NO.	PART NO.	PART NAME	QTY	SALES UNIT	MODEL	ICA
	31	80570-27700	ASSY-STRIKER, DOOR LOCK R.H. (FROM SEE FIG TO SEP-68)	1	5 2	DOOR	Y
	32	80570-24800	ASSY-STRIKER, DOOR LOCK R.H. (FROM OCT-68)	1	1 2	DOOR	N
	33	80570-21000	ASSY-STRIKER, DOOR LOCK R.H. (FROM OCT-68)	1	1 2	DOOR	Y
	34	80570-78501	ASSY-STRIKER, DOOR LOCK R.H.	1	1 2	DOOR	Y
	35	80570-E6000	ASSY-STRIKER, DOOR LOCK R.H.	1	1 2	DOOR	Y
	36	80571-18000	ASSY-STRIKER, DOOR LOCK L.H.	1	1 2	DOOR	
	37	80571-18001	ASSY-STRIKER, DOOR LOCK L.H. (FROM C/P 810-872 ?)	1	1 2	DOOR	Y
	38	80570-27700	ASSY-STRIKER, DOOR LOCK L.H. (FROM SEE FIG TO SEP-68)	1	5 2	DOOR	Y
	39	80571-24800	ASSY-STRIKER, DOOR LOCK L.H. (FROM OCT-68)	1	1 2	DOOR	N
	40	80571-21000	ASSY-STRIKER, DOOR LOCK L.H. (FROM OCT-68)	1	1 2	DOOR	Y
	41	80571-78501	ASSY-STRIKER, DOOR LOCK L.H.	1	1 2	DOOR	Y
	42	80571-E6000	ASSY-STRIKER, DOOR LOCK L.H.	1	1 2	DOOR	Y
	43	80575-18000	SHIM-STRIKER (TO SEP-68)	2	1 2	DOOR	
	44	80575-24800	SHIM-STRIKER (FROM OCT-68)	2	5 2	DOOR	N
	45	08310-61210	SCREW FIXING DOOR LOCK STRIKER	2	50 2	DOOR	
	46	08310-61212	SCREW FIXING DOOR LOCK STRIKER	2	50 2	DOOR	Y

62- = 3

REVISED: DECEMBER, 1970

Printed in Japan

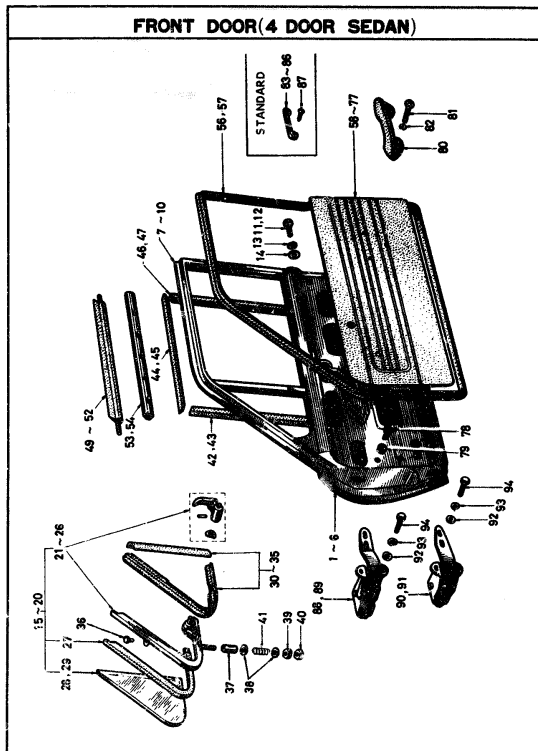
H7

FIG 62

NISSAN MOTOR CO., LTD.

S	KEY NO.	PART NO.	PART NAME	QTY	SALES UNIT	MODEL	ICA
	47	08915-13610	WASHER=LOCK FIXING DOOR LOCK STRIKER	2	50	2 DOOR	
	48	08320-63010	SCREW FIXING DOOR LOCK STRIKER	4	50	2 DOOR	
	49	08916-43610	WASHER=LOCK FIXING DOOR LOCK STRIKER	4	50	2 DOOR	
	50	80605-18001	ASSY=HANDLE, DOOR OUTSIDE	2	1	2 DOOR	
	51	80607-18000	PLATE=DOOR HANDLE	2	1	2 DOOR	
	52	08911-10510	NUT FIXING OUTSIDE HANDLE	4	50	2 DOOR	
	53	08913-13510	WASHER=LOCK FIXING OUTSIDE HANDLE	4	50	2 DOOR	
	54	80672-18001	HANDLE=DOOR INSIDE	2	1	2 DOOR	
	55	80760-18001	ASSY=HANDLE, DOOR WINDOW REGULATOR	2	1	2 DOOR	
	56	80673-18000	WASHER=SEATING, INSIDE HANDLE	4	10	2 DOOR	
	57	08330-51620	SCREW(FIXING HANDLE)	4	50	2 DOOR	
	58	80700-18000	ASSY=REGULATOR, DOOR WINDOW R.H.	1	1	2 DOOR STD	
•	59	80700-18200	ASSY=REGULATOR, DOOR WINDOW R.H.	1	1	2 DOOR DX	
	60	80701-18000	ASSY=REGULATOR, DOOR WINDOW L.H.	1	1	2 DOOR STD	
•	61	80701-18200	ASSY=REGULATOR, DOOR WINDOW L.H.	1	1	2 DOOR DX	
•	62	08310-61210	SCREW FIXING DOOR REGULATOR	8	50	2 DOOR	
	63	08310-61212	SCREW=FIXING DOOR REGULATOR	8	50	2 DOOR	Y
	64	08915-13610	WASHER=LOCK FIXING DOOR REGULATOR	8	50	2 DOOR	

NOT



M-1285

S	KEY NO.	PART NO.	PART NAME	QTY	SALES UNIT	MODEL	ICA
---	---------	----------	-----------	-----	------------	-------	-----

FRONT DOOR(4 DOOR SEDAN)

1	80100-24031	ASSY=DOOR,FRONT DOOR R	1	1	4 DOOR STD		
2	80100-24030	ASSY=DOOR,FRONT DOOR R	1	1	4 DOOR DX		
3	80101-24031	ASSY=DOOR,FRONT DOOR L	1	1	4 DOOR STD		
4	80101-24030	ASSY=DOOR,FRONT DOOR L	1	1	4 DOOR DX		
5	80152-24000	PANEL=FRONT DOOR OUTSIDE RH	1	1	4 DOOR		
6	80153-24000	PANEL=FRONT DOOR OUTSIDE LH	1	1	4 DOOR		
7	80202-24000	ASSY=SASH,FRONT DOOR R	1	1	4 DOOR STD		
8	80202-24029	SET=SASH,FRONT DOOR WITH COVER R,H	1	1	4 DOOR DX		
9	80203-24000	ASSY=SASH,FRONT DOOR L	1	1	4 DOOR STD		
10	80203-24029	SET=SASH,FRONT DOOR L WITH COVER L,H	1	1	4 DOOR DX		
11	80310-61010	SCREW FIXING DOOR SASH	4	50	4 DOOR		
12	80310-61610	SCREW FIXING DOOR SASH	6	50	4 DOOR		
13	80415-13610	WASHER-LOCK FIXING DOOR SASH	10	50	4 DOOR		
14	80415-43610	WASHER-PLAIN FIXING DOOR SASH	10	50	4 DOOR		
15	80247-25100	ASSY=VENTILATOR,FRONT DOOR GLASS R,H	1	1	4 DOOR STD		
16	80247-25101	ASSY=VENTILATOR,FRONT DOOR GLASS R,H	1	1	4 DOOR DX		

S	KEY NO.	PART NO.	PART NAME	QTY	SALES UNIT	MODEL	ICA
	17	80247-27703	ASSY-VENTILATOR, FRONT DOOR GLASS RH	1	1	4 DOOR DX	Y
	18	80248-25100	ASSY-VENTILATOR, FRONT DOOR GLASS L.H.	1	1	4 DOOR STD	
•	19	80248-25101	ASSY-VENTILATOR, FRONT DOOR GLASS L.H.	1	1	4 DOOR DX	
	20	80248-27703	ASSY-VENTILATOR, FRONT DOOR GLASS LH	1	1	4 DOOR DX	Y
	21	80249-24801	ASSY-FRAME, FRONT DOOR VENTILATOR R.H.	1	1	4 DOOR STD	
•	22	80249-24800	ASSY-FRAME, FRONT DOOR VENTILATOR R.H.	1	1	4 DOOR DX	
	23	80249-27701	ASSY-FRAME, FRONT DOOR VENTILATOR RH	1	1	4 DOOR DX	Y
	24	80250-24801	ASSY-FRAME, FRONT DOOR VENTILATOR L.H.	1	1	4 DOOR STD	
•	25	80250-24800	ASSY-FRAME, FRONT DOOR VENTILATOR L.H.	1	1	4 DOOR DX	
	26	80250-27701	ASSY-FRAME, FRONT DOOR VENTILATOR LH	1	1	4 DOOR DX	Y
	27	80285-27700	RUBBER-GLAZING, VENTILATOR	2	1	4 DOOR	
	28	80286-25100	GLASS-VENTILATOR (TOUGH ENED)	2	1	4 DOOR STD	
	29	80286-25101	GLASS-VENTILATOR (TOUGH ENED AUTO-SUN)	2	1	4 DOOR DX	
	30	80242-24800	WEATHERSTRIP-FRONT DOOR VENTILATOR R.H.	1	1	4 DOOR	
•	31	80244-24800	WEATHERSTRIP-FRONT DOOR VENTILATOR PARTITION R.H.	1	1	4 DOOR	
	32	80240-27701	ASSY WEATHERSTRIP DOOR VENTILATOR RH	1	1	4 DOOR	Y
	33	80243-24800	WEATHERSTRIP-FRONT DOOR VENTILATOR L.H.	1	1	4 DOOR	

S	KEY NO.	PART NO.	PART NAME	QTY	SALES UNIT	MODEL	ICA
	34	80245-24800	WEATHERSTRIP-FRONT DOOR VENTILATOR L.H.	1	1	4 DOOR	
	35	80241-27701	ASSY WEATHERSTRIP DOOR VENTILATOR LH	1	1	4 DOOR	Y
	36	80295-10600	RIVET-TUBULAR	2	50	4 DOOR	
	37	80263-18000	TUBE-DISTANCE FIXING FRONT DOOR VENTILATOR	2	10	4 DOOR	
	38	80919-43610	WASHER-PLAIN FIXING FRONT DOOR VENTILATOR	4	50	4 DOOR	
	39	80911-30610	NUT FIXING FRONT DOOR VENTILATOR	2	50	4 DOOR	
	40	80911-10610	NUT FIXING FRONT DOOR VENTILATOR	2	50	4 DOOR	
	41	80258-30800	SPRING FIXING FRONT DOOR VENTILATOR	2	9	4 DOOR	
	42	80337-25100	RUBBER-GLASS RUN A	2	5	4 DOOR	
	43	80337-00601	RUBBER-GLASS RUN A (FROM JULY-69) (NOT ADOPTED)	2		4 DOOR	N
	44	80338-25100	RUBBER-GLASS RUN B	2	5	4 DOOR	
	45	80338-00601	RUBBER-GLASS RUN B (NOT ADOPTED)	2		4 DOOR	
	46	80339-25100	RUBBER-GLASS RUN C	2	5	4 DOOR	
	47	80339-00601	RUBBER-GLASS RUN C (NOT ADOPTED)	2		4 DOOR	
	48	80317-24800	CUSHION-DOOR WINDOW GLASS	2	10	4 DOOR	
	49	80341-24800	WEATHERSTRIP-GLASS, DOOR WINDOW OUTSIDE R.H.	1	5	4 DOOR	
	50	80341-25100	WEATHERSTRIP-GLASS, DOOR WINDOW OUTSIDE RH	1	5	4 DOOR	Y
	51	80342-24800	WEATHERSTRIP-GLASS, DOOR WINDOW OUTSIDE L.H.	1	5	4 DOOR	

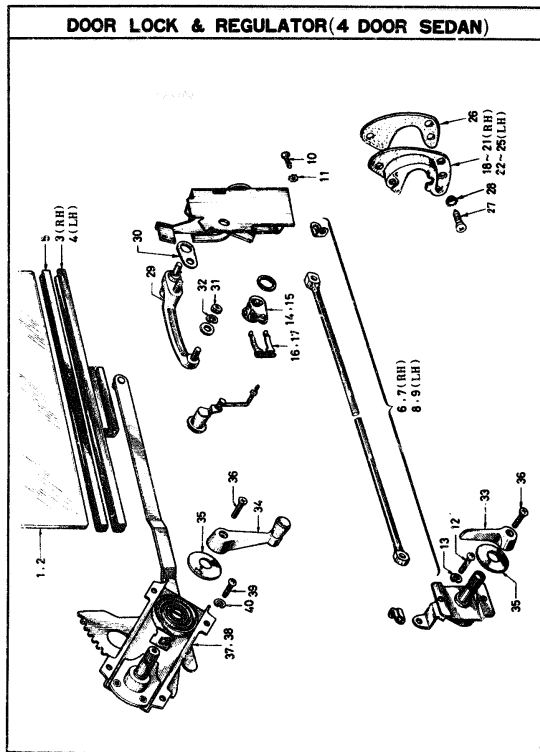
S	KEY NO.	PART NO.	PART NAME	QTY	SALES UNIT	MODEL	ICA
52	80342-25100	WEATHERSTRIP-GLASS DOOR WINDOW OUTSIDE LH	1	5	4 DOOR	Y	
53	80320-25100	ASSY-WEATHERSTRIP, DOOR WINDOW INSIDE	2	9	4 DOOR		
54	80320-25101	ASSY-WEATHER STRIP DOOR WINDOW INSIDE	2	2	4 DOOR	Y	
55	80324-18000	CLIP-WEATHERSTRIP	8	10	4 DOOR		
56	80810-24800	WEATHERSTRIP-FRONT DOOR R, H.	1	1	4 DOOR		
57	80811-24800	WEATHERSTRIP-FRONT DOOR R L.H.	1	1	4 DOOR		
58	80900-24802	ASSY-FINISH, FRONT DOOR (RED) R, H. (TO SEP-68)	1	1	4 DOOR STD		
59	80900-24801	ASSY-FINISH, FRONT DOOR (BLUE) R, H. (TO SEP-68)	1	1	4 DOOR STD		
60	80901-24802	ASSY-FINISH, FRONT DOOR (RED) L, H. (TO SEP-68)	1	1	4 DOOR STD		
61	80901-24801	ASSY-FINISH, FRONT DOOR (BLUE) L, H. (TO SEP-68)	1	1	4 DOOR STD		
62	80900-H0600	ASSY FINISH FRONT DOOR (RED) RH (FROM OCT-68)	1	1	4 DOOR STD N		
63	80900-H0200	ASSY FINISH FRONT DOOR (BLACK) RH (FROM OCT-68)	1	1	4 DOOR STD N		
64	80901-H0600	ASSY FINISH FRONT DOOR (RED) LH (FROM OCT-68)	1	1	4 DOOR STD N		
65	80901-H0200	ASSY FINISH FRONT DOOR (BLACK) LH (FROM OCT-68)	1	1	4 DOOR STD N		
66	80900-24820	ASSY-FINISH, FRONT DOOR (RED) R, H. (TO SEP-68)	1	1	4 DOOR DX		
67	80900-24821	ASSY-FINISH, FRONT DOOR (BLACK) R, H. (TO SEP-68)	1	1	4 DOOR DX		

S	KEY NO.	PART NO.	PART NAME	QTY	SALES UNIT	MODEL	ICA
	68	80900-24822	ASSY-FINISH, FRONT DOOR (WHITE) R, H. (TO SEP-68)	1	1	4 DOOR DX	
	69	80901-24820	ASSY-FINISH, FRONT DOOR (RED) L, H. (TO SEP-68)	1	1	4 DOOR DX	
	70	80901-24821	ASSY-FINISH, FRONT DOOR (BLACK) L, H. (TO SEP-68)	1	1	4 DOOR DX	
	71	80901-24822	ASSY-FINISH, FRONT DOOR (WHITE) L, H. (TO SEP-68)	1	1	4 DOOR DX	
	72	80900-H0210	ASSY FINISH FRONT DOOR (RED) RH (FROM OCT-68)	1	1	4 DOOR DX	N
	73	80900-H0211	ASSY FINISH FRONT DOOR (BLACK) RH (FROM OCT-68)	1	1	4 DOOR DX	N
	74	80900-H0610	ASSY FINISH FRONT DOOR (WHITE) RH (FROM OCT-68)	1	1	4 DOOR DX	N
	75	80901-H0210	ASSY FINISH FRONT DOOR (RED) LH (FROM OCT-68)	1	1	4 DOOR DX	N
	76	80901-H0211	ASSY FINISH FRONT DOOR (BLACK) LH (FROM OCT-68)	1	1	4 DOOR DX	N
	77	80901-H0610	ASSY FINISH FRONT DOOR (WHITE) LH (FROM OCT-68)	1	1	4 DOOR DX	N
	78	80910-89900	CLIP-DOOR FINISH	16	10	4 DOOR	
	79	80920-32200	CAP-DOOR FINISH CLIP	16	50	4 DOOR	
	80	80940-27700	COMP. ARM REST	2	1	4 DOOR DX	
	81	08410-62510	SCREW FIXING ARM REST	4	50	4 DOOR DX	
	82	08915-13510	WASHER-LOCK FIXING ARM REST	4	50	4 DOOR DX	
	83	80691-26261	HANDLE-PULL	2	2	4 DOOR STD	

KEY NO.	PART NO.	PART NAME	QTY	SALES UNIT	MODEL	ICA
84	80691-23100	HANDLE=PULL	2	2	4 DOOR STD C	
85	80960-H1000	HANDLE=PULL	4	5	4 DOOR STD Y	
86	80691-A0600	HANDLE=PULL	2	2	4 DOOR STD Y	
87	08330-51210	SCREW(FIXING PULL HAND LE)	4	50	4 DOOR STD	
88	80400-18000	ASSY=HINGE,DOOR UPPER R,H,	1	1	4 DOOR	
89	80401-18000	ASSY=HINGE,DOOR UPPER L,H,	1	1	4 DOOR	
90	80402-18000	ASSY=HINGE,DOOR LOWER R,H,	1	1	4 DOOR	
91	80403-18000	ASSY=HINGE,DOOR LOWER L,H,	1	1	4 DOOR	
92	08919-43810	WASHER=PLAIN FIXING FR ONT DOOR	20	50	4 DOOR	
93	08919-13810	WASHER=LOCK FIXING FR ONT DOOR	20	50	4 DOOR	
94	08143-82810	BOLT FIXING FRONT DOOR	20	50	4 DOOR	

M-190

DOOR LOCK & REGULATOR (4 DOOR SEDAN)



N-1281

S	KEY NO.	PART NO.	PART NAME	QTY	SALES UNIT	MODEL	ICA
---	---------	----------	-----------	-----	------------	-------	-----

DOOR LOCK & REGULATOR (4 DOOR SEDAN)

1	80306-25100	GLASS-FRONT DOOR WINDO (TOUGHENED)	2	1	4 DOOR STD	
2	80308-25101	GLASS-FRONT DOOR WINDO (TOUGHENED AUTO-SUN)	2	1	4 DOOR DX	
3	80302-24800	ASSY-CHANNEL, GLASS BOT TOM R, H,	1	1	4 DOOR	
4	80303-24800	ASSY-CHANNEL, GLASS BOT TOM L, H,	1	1	4 DOOR	
5	80312-25100	RUBBER-GLAZING	2	5	4 DOOR	
6	80500-24800	ASSY-LOCK & REMOTE CON TROL R, H,	1	1	4 DOOR	
7	80500-24801	ASSY-LOCK & REMOTE CON TROL R, L,	1	1	4 DOOR	Y
8	80501-24800	ASSY-LOCK & REMOTE CON TROL L, H,	1	1	4 DOOR	
9	80501-24801	ASSY-LOCK & REMOTE CON TROL L, L,	1	1	4 DOOR	Y
10	08320-61010	SCREW FIXING FRONT DOO R LOCK	6	50	4 DOOR	
11	08916-43610	WASHER-TOOTH LOCK FIXI NG FRONT DOOR LOCK	6	50	4 DOOR	
12	08310-60810	SCREW FIXING REMOTE CO NTRUL	4	50	4 DOOR	
13	08916-33610	WASHER-TOOTH LOCK FIXI NG REMOTE CONTROL	4	50	4 DOOR	
14	80600-24800	ASSY-CYLINDER, FRONT DO OR LOCK R, H,	1	1	4 DOOR	
15	80601-24800	ASSY-CYLINDER, FRONT DO OR LOCK L, H,	1	1	4 DOOR	

H13

FIG 64

NISSAN MOTOR CO., LTD.

S	KEY NO.	PART NO.	PART NAME	QTY	SALES UNIT	MODEL	ICA
•	16	80590-10600	CLIP-RETAINER,CYLINDER LOCK	2		4 DOOR	
	17	80590-10601	CLIP-RETAINING,CYLINDER LOCK	2	10	4 DOOR	Y
•	18	80570-24800	ASSY-STRIKER,FRONT DOOR LOCK R,H,	1	1	4 DOOR	
	19	80570-21000	ASSY-STRIKER,FRONT DOOR LOCK RH	1	1	4 DOOR	Y
•	20	80570-78501	ASSY-STRIKER,FRONT DOOR LOCK RH	1	1	4 DOOR	Y
	21	80570-E6000	ASSY-STRIKER FRONT DOOR LOCK RH	1	1	4 DOOR	Y
•	22	80571-24800	ASSY-STRIKER,FRONT DOOR LOCK L,H,	1	1	4 DOOR	
	23	80571-21000	ASSY-STRIKER,FRONT DOOR LOCK LH	1	1	4 DOOR	Y
•	24	80571-78501	ASSY-STRIKER,FRONT DOOR LOCK LH	1	1	4 DOOR	Y
	25	80571-E6000	ASSY-STRIKER FRONT DOOR LOCK LH	1	1	4 DOOR	Y
	26	80575-24800	SHIM-STRIKER	2	5	4 DOOR	
	27	08440-61610	SCREW FIXING DOOR LOCK STRIKER	6	50	4 DOOR	
	28	08916-33610	WASHER-TOOTH LOCK FIXING DOOR LOCK STRIKER	6	50	4 DOOR	
	29	80605-18001	ASSY-HANDLE,FRONT DOOR OUTSIDE	2	1	4 DOOR	
	30	80607-18000	PLATE-FRONT DOOR HANDLE	2	1	4 DOOR	
	31	08911-10510	NUT FIXING OUTSIDE HANDLE	4	50	4 DOOR	
	32	08915-13510	WASHER-LOCK FIXING OUTSIDE HANDLE	4	50	4 DOOR	

M-1203

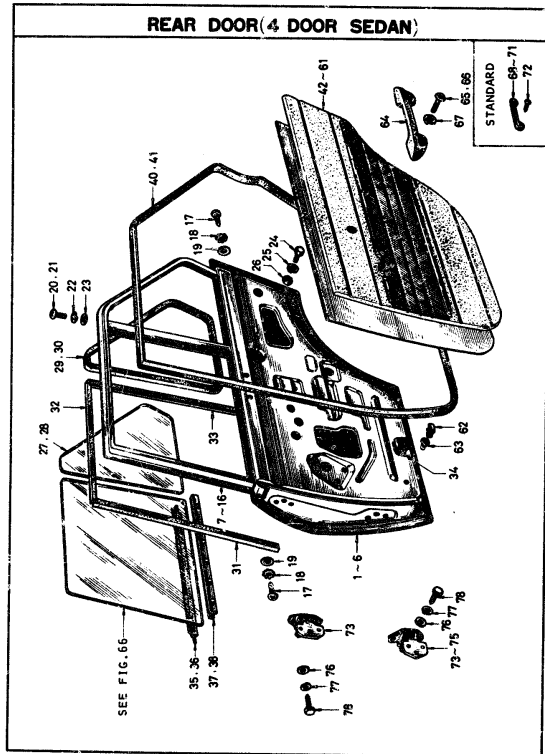
NISSAN MOTOR CO., LTD.

FIG 64

S	KEY NO.	PART NO.	PART NAME	QTY	SALES UNIT	MODEL	ICA
	33	80672-18001	HANDLE-FRONT DOOR INSIDE	2	1	4 DOOR	
	34	80760-18001	ASSY-HANDLE,DOOR WINDOW REGULATOR	2	1	4 DOOR	
	35	80675-18000	WASHER-SEATING,INSIDE HANDLE	4	10	4 DOOR	
	36	08330-51620	SCREW(FIXING HANDLE)	4	50	4 DOOR	
	37	80700-24800	ASSY-REGULATOR,FRONT DOOR WINDOW R,H,	1	1	4 DOOR	
	38	80701-24800	ASSY-REGULATOR,FRONT DOOR WINDOW L,H,	1	1	4 DOOR	
	39	08310-60810	SCREW FIXING FRONT DOOR REGULATOR	6	50	4 DOOR	
	40	08916-33610	WASHER-TOOTH LOCK FIXING FRONT DOOR REGULATOR	6	50	4 DOOR	

H14
FIG.65

NISSAN MOTOR CO., LTD.



REVISED: MARCH, 1970

-F65-1-

Printed in Japan

NISSAN MOTOR CO., LTD.

FIG.65

S	KEY NO.	PART NO.	PART NAME	QTY	SALES UNIT	MODEL	ICA
---	---------	----------	-----------	-----	------------	-------	-----

REAR DOOR(4 DOOR SEDAN)

1	82100-24831	ASSY-PANEL, REAR DOOR R.H.	1	1	4 DOOR STD		
2	82100-24830	ASSY-PANEL, REAR DOOR R.H.	1	1	4 DOOR DX		
3	82101-24831	ASSY-PANEL, REAR DOOR L.H.	1	1	4 DOOR STD		
4	82101-24830	ASSY-PANEL, REAR DOOR L.H.	1	1	4 DOOR DX		
5	82152-24800	PANEL-REAR DOOR OUTSIDE RH	1	1	4 DOOR		
6	82153-24800	PANEL-REAR DOOR OUTSIDE LH	1	1	4 DOOR		
7	H2202-24800	ASSY-SASH, REAR DOOR RH	1	1	4 DOOR STD		
8	82202-24801	ASSY-SASH, REAR DOOR R.H.	1	1	4 DOOR STD	N	
9	82202-24825	SET-SASH, REAR DOOR WITH COVER R.H.	1	1	4 DOOR DX		
10	82202-24827	SET-SASH, REAR DOOR WITH COVER RH	1	1	4 DOOR DX	Y	
11	82202-24826	SET-SASH, REAR DOOR WITH COVER RH	1	1	4 DOOR DX	N	
12	H2203-24800	ASSY-SASH, REAR DOOR LH	1	1	4 DOOR STD		
13	82203-24801	ASSY-SASH, REAR DOOR L.H.	1	1	4 DOOR STD	N	
14	82203-24825	SET-SASH, REAR DOOR WITH COVER L.H.	1	1	4 DOOR DX		
15	82203-24827	SET-SASH, REAR DOOR WITH COVER LH	1	1	4 DOOR DX	Y	
16	82203-24826	SET-SASH, REAR DOOR WITH COVER LH	1	1	4 DOOR DX	N	

M-1200

REVISED: MARCH, 1970

65- - 1

Printed in Japan

S	KEY NO.	PART NO.	PART NAME	QTY	SALES UNIT	MODEL	ICA
17	08340-60810		SCREW FIXING REAR DOOR FRONT SASH	4	50	4 DOOR	
18	08916-33610		WASHER-LOCK YOUTH FIXING REAR DOOR FRONT SASH	4	50	4 DOOR	
19	08915-43610		WASHER-PLAIN FIXING REAR DOOR FRONT SASH	2	50	4 DOOR	
20	08410-61010		SCREW FIXING REAR DOOR CENTER SASH UPPER	6	50	4 DOOR	
21	08410-61012		SCREW FIXING REAR DOOR CENTER SASH UPPER	6		4 DOOR	Y
22	08915-13610		WASHER-LOCK FIXING REAR DOOR CENTER SASH UPPER	6	50	4 DOOR	
23	08915-43510		WASHER-PLAIN FIXING REAR DOOR CENTER SASH UPPER	6	50	4 DOOR	
24	82295-24800		BOLT-SPECIAL FIXING REAR DOOR CENTER SASH LOWER	2	10	4 DOOR	
25	08915-43610		WASHER-PLAIN FIXING REAR DOOR CENTER SASH LOWER	2	50	4 DOOR	
26	08911-30610		NUT FIXING REAR DOOR CENTER SASH LOWER	2	50	4 DOOR	
27	82286-25100		GLASS-PARTITION, REAR DOOR (TOUGHENED)	2	1	4 DOOR STD	
28	82286-25101		GLASS-PARTITION, REAR DOOR (TOUGHENED ANTI-SUN)	2	1	4 DOOR DX	
29	82242-25100		WEATHERSTRIP-PARTITION GLASS R.H.	1	1	4 DOOR	
30	82243-25100		WEATHERSTRIP-PARTITION GLASS L.H.	1	1	4 DOOR	
31	82337-25100		RUBBER-GLASS RUNNER (74 3L)	2	2	4 DOOR	

M-100

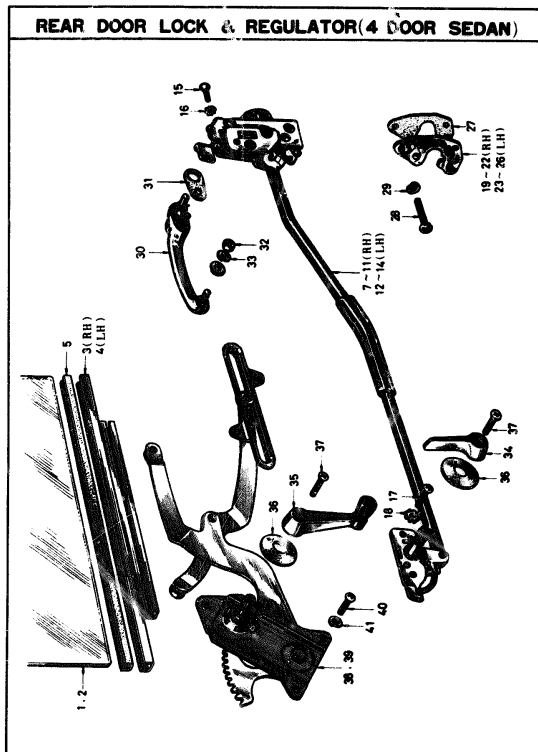
S	KEY NO.	PART NO.	PART NAME	QTY	SALES UNIT	MODEL	ICA
32	82338-25100		RUBBER-GLASS RUNNER (42 3, 5L)	1	5	4 DOOR	
33	82339-25100		RUBBER-GLASS RUNNER (79 2L)	2	5	4 DOOR	
34	80317-24800		CUSHION-REAR DOOR WINDOW GLASS	2	10	4 DOOR	
35	82341-24800		WEATHERSTRIP-REAR DOOR WINDOW OUTSIDE R.H.	1	5	4 DOOR	
36	82342-24800		WEATHERSTRIP-REAR DOOR WINDOW OUTSIDE L.H.	1	5	4 DOOR	
37	82320-24601		ASSY-WEATHERSTRIP, REAR DOOR WINDOW INSIDE	2	2	4 DOOR	
38	82320-25101		ASSY-WEATHERSTRIP, REAR DOOR WINDOW INSIDE	2	5	4 DOOR	Y
39	80324-18000		CLIP-WEATHERSTRIP	8	10	4 DOOR	
40	82210-24801		WEATHERSTRIP-REAR DOOR R.H.	1	1	4 DOOR	
41	82811-24801		WEATHERSTRIP-REAR DOOR L.H.	1	1	4 DOOR	
42	82906-24802		ASSY-FINISH, REAR DOOR (RED) R.H. (TO SEP-68)	1	1	4 DOOR STD	
43	82906-24801		ASSY-FINISH, REAR DOOR (BLUE) R.H. (TO SEP-68)	1	1	4 DOOR STD	
44	82901-24802		ASSY-FINISH, REAR DOOR (RED) L.H. (TO SEP-68)	1	1	4 DOOR STD	
45	82901-24801		ASSY-FINISH, REAR DOOR (BLUE) L.H. (TO SEP-68)	1	1	4 DOOR STD	
46	82900-H0600		ASSY FINISH REAR DOOR (RED) RH (FROM OCT-68)	1	1	4 DOOR STD N	
47	82900-H0200		ASSY FINISH REAR DOOR (BLACK) RH (FROM OCT-68)	1	1	4 DOOR STD N	
48	82901-H0600		ASSY FINISH REAR DOOR (RED) LH (FROM OCT-68)	1	1	4 DOOR STD N	

S KEY NO.	PART NO.	PART NAME	QTY	SALVS UNIT	MODEL	ICA
49	82901-H0200	ASSY FINISH REAR DOOR (BLACK) LH (FROM OCT-68)	1	1	4 DOOR STD	M
50	82900-24820	ASSY-FINISH, REAR DOOR (RED) R, H, (TO SEP-68)	1	1	4 DOOR DX	
51	82900-24821	ASSY-FINISH, REAR DOOR (BLACK) R, H, (TO SEP-68)	1	1	4 DOOR DX	
52	82900-24822	ASSY-FINISH, REAR DOOR (WHITE) R, H, (TO SEP-68)	1	1	4 DOOR DX	
53	82901-24820	ASSY-FINISH, REAR DOOR (RED) L, H, (TO SEP-68)	1	1	4 DOOR DX	
54	82901-24821	ASSY-FINISH, REAR DOOR (BLACK) L, H, (TO SEP-68)	1	1	4 DOOR DX	
55	82901-24822	ASSY-FINISH, REAR DOOR (WHITE) L, H, (TO SEP-68)	1	1	4 DOOR DX	
56	82900-H0210	ASSY FINISH REAR DOOR (RED) RH (FROM OCT-68)	1	1	4 DOOR DX	N
57	82900-H0211	ASSY FINISH REAR DOOR (BLACK) RH (FROM OCT-68)	1	1	4 DOOR DX	N
58	82900-H0610	ASSY FINISH REAR DOOR (WHITE) RH (FROM OCT-68)	1	1	4 DOOR DX	N
59	82901-H0210	ASSY FINISH REAR DOOR (RED) LH (FROM OCT-68)	1	1	4 DOOR DX	N
60	82901-H0211	ASSY FINISH REAR DOOR (BLACK) LH (FROM OCT-68)	1	1	4 DOOR DX	N
61	82901-H0610	ASSY-FINISH REAR DOOR (WHITE) LH (FROM OCT-68)	1	1	4 DOOR DX	N
62	80919-89900	CLIP-DOOR FINISH	8	10	4 DOOR	
63	80929-32200	CAP-DOOR FINISH CLIP	8	50	4 DOOR	
64	80940-24801	COMP.-ARMREST	2	1	4 DOOR DX	
65	08410-61010	SCREW FIXING ARM REST	4	50	4 DOOR DX	

M-1397

S KEY NO.	PART NO.	PART NAME	QTY	SALVS UNIT	MODEL	ICA
66	08410-61012	SCREW-FIXING ARM REST	4	4	DOOR	Y
67	08915-13510	WASHER-LOCK FIXING ARM REST	4	50	4 DOOR DX	
68	80691-26261	HANDLE-PULL	2	2	4 DOOR STD	
69	80691-23100	HANDLE-PULL	2	2	4 DOOR STD	C
70	80940-H1000	HANDLE-PULL	4	5	4 DOOR STD	Y
71	80691-A0600	HANDLE-PULL	2	2	4 DOOR STD	Y
72	08310-51210	SCREW(FIXING PULL HANDLE)	4	50	4 DOOR STD	
73	82400-24800	ASSY-HINGE, REAR DOOR UPPER	2	1	4 DOOR	
74	82402-24800	ASSY-HINGE, REAR DOOR LOWER R, H,	1	1	4 DOOR	
75	82403-24800	ASSY-HINGE, REAR DOOR LOWER L, H,	1	1	4 DOOR	
76	08915-43810	WASHER-PLAIN FIXING REAR DOOR	24	50	4 DOOR	
77	08915-13810	WASHER-LOCK FIXING REAR DOOR	24	50	4 DOOR	
78	08140-81610	BOLT FIXING REAR DOOR	24	50	4 DOOR	
79	82830-24800	PUMPER-REAR DOOR	2	10	4 DOOR	
80	08510-41010	SCREW FIXING BUMPER	2	50	4 DOOR	
81	08915-43710	WASHER-PLAIN FIXING BUMPER	2	50	4 DOOR	

REAR DOOR LOCK & REGULATOR (4 DOOR SEDAN)



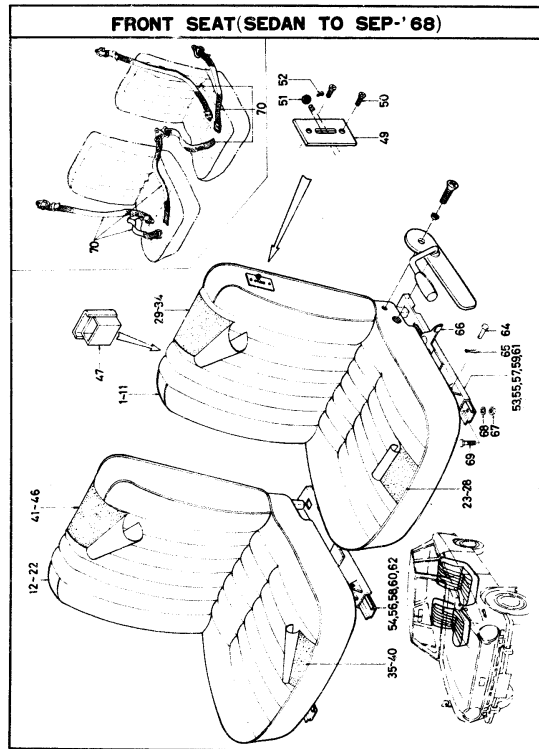
S	KEY NO.	PART NO.	PART NAME	QTY	SALES UNIT	MODEL	ICA
---	---------	----------	-----------	-----	------------	-------	-----

REAR DOOR LOCK & REGULATOR (4 DOOR SEDAN)

1	82308-25100	GLASS-REAR DOOR WINDOW (TOUGHENED)	2	1	4 DOOR STD	
2	82308-25101	GLASS-REAR DOOR WINDOW (TOUGHENED ANTI-SUN)	2	1	4 DOOR DX	
3	82302-24800	ASSY-CHANNEL, GLASS MOUNT ON R.H.	1	1	4 DOOR	
4	82303-24800	ASSY-CHANNEL, GLASS MOUNT ON L.H.	1	1	4 DOOR	
5	82312-25100	RUBBER-GLAZING	2	3	4 DOOR	
6	H0525-18001	HOLDER-ROD DOOR LOCK CYLINDER	2	10	4 DOOR	
7	82500-24800	ASSY-LOCK & REMOTE CONTROL REAR DOOR RH	1	1	4 DOOR	
8	82500-H0200	ASSY-LOCK & REMOTE CONTROL REAR DOOR RH	1	1	4 DOOR	Y
9	82502-24800	LOCK-REAR DOOR RH	1	1	4 DOOR	
10	82504-24800	REMO CON REAR DOOR RH	1	1	4 DOOR	
11	82501-24800	ASSY-LOCK & REMOTE CONTROL REAR DOOR LH	1	1	4 DOOR	
12	82501-H0200	ASSY-LOCK & REMOTE CONTROL REAR DOOR LH	1	1	4 DOOR	Y
13	82503-24800	LOCK-REAR DOOR LH	1	1	4 DOOR	
14	82505-24800	REMO CON REAR DOOR LH	1	1	4 DOOR	
15	80320-01010	SCREW FIXING REAR DOOR LOCK	6	50	4 DOOR	
16	80916-43610	WASHER-TOOTH LOCK FIXING REAR DOOR LOCK	6	50	4 DOOR	
17	80310-50810	SCREW FIXING REMOTE CONTROL	4	50	4 DOOR	

S	KEY NO.	PART NO.	PART NAME	QTY	SALES UNIT	MODEL	ICA
	18	88916-33610	WASHER-TOOTH LOCK FIXING DOOR REMOTE CONTROL	4	50	4 DOOR	
•	19	80570-24000	ASSY-STRIKER, REAR DOOR LOCK R.H.	1	1	4 DOOR	
	20	80570-21000	ASSY-STRIKER, REAR DOOR LOCK RH	1	1	4 DOOR	Y
•	21	80570-78501	ASSY-STRIKER, REAR DOOR LOCK RH	1	1	4 DOOR	Y
	22	80570-66000	ASSY-STRIKER REAR DOOR LOCK RH	1	1	4 DOOR	Y
•	23	80571-24000	ASSY-STRIKER, REAR DOOR LOCK L.H.	1	1	4 DOOR	
	24	80571-21000	ASSY-STRIKER, REAR DOOR LOCK LH	1	1	4 DOOR	Y
•	25	80571-78501	ASSY-STRIKER, REAR DOOR LOCK LH	1	1	4 DOOR	Y
	26	80571-66000	ASSY-STRIKER REAR DOOR LOCK LH	1	1		Y
	27	80575-24000	SHIM-DOOR LOCK STRIKER	2	5	4 DOOR	
	28	06440-61610	SCREW FIXING DOOR STRIKER	4	50	4 DOOR	
	29	08916-33610	WASHER-TOOTH LOCK FIXING DOOR STRIKER	6	50	4 DOOR	
	30	80605-18001	ASSY-HANDLE, REAR DOOR OUTSIDE	2	1	4 DOOR	
	31	80607-18000	PLATE-DOOR HANDLE	2	1	4 DOOR	
	32	08911-10510	NUT FIXING OUTSIDE HANDLE	4	50	4 DOOR	
	33	08915-13510	WASHER-LOCK FIXING OUTSIDE HANDLE	4	50	4 DOOR	
	34	80672-18001	HANDLE-REAR DOOR INSIDE	2	1	4 DOOR	
	35	80760-18001	ASSY-HANDLE, REAR DOOR WINDOW REGULATOR	2	1	4 DOOR	

S	KEY NO.	PART NO.	PART NAME	QTY	SALES UNIT	MODEL	ICA
	36	80675-18000	WASHER-SEATING, INSIDE HANDLE	4	10	4 DOOR	
	37	08330-51610	SCREW FIXING DOOR HANDLE	4	50	4 DOOR	
	38	82700-24000	ASSY-REGULATOR, REAR DOOR WINDOW R.H.	1	1	4 DOOR	
	39	82701-24000	ASSY-REGULATOR, REAR DOOR L.H.	1	1	4 DOOR	
	40	08310-60510	SCREW FIXING DOOR REGULATOR	10	50	4 DOOR	
	41	08916-33610	WASHER-TOOTH LOCK FIXING DOOR REGULATOR	10	50	4 DOOR	



S KEY NO.	PART NO.	PART NAME	QTY	SALES UNIT	MODEL	JCA
-----------	----------	-----------	-----	------------	-------	-----

FRONT SEAT (SEDAN TO SEP. '68)

1	87000-20900	ASSY=SEAT, DRIVER (RED) (TO SEP. '67)	1	1	2 DOOR STD	
2	87000-27703	ASSY=SEAT, DRIVER (RED) (FROM OCT. '67)	1	1	2 DOOR STD N	
3	87000-20901	ASSY=SEAT, DRIVER (BLUE)	1	2	DOOR STD	
4	87000-25100	ASSY=SEAT, DRIVER (RED)	1	1	4 DOOR STD	
5	87000-25101	ASSY=SEAT, DRIVER (BLUE)	1	4	DOOR STD	
6	87000-20910	ASSY=SEAT, DRIVER RECLINING (RED)	1	1	2 DOOR DX	
7	87000-20911	ASSY=SEAT, DRIVER RECLINING (BLACK)	1	1	2 DOOR DX	
8	87000-20912	ASSY=SEAT, DRIVER RECLINING (WHITE)	1	1	2 DOOR DX	
9	87000-25110	ASSY=SEAT, DRIVER RECLINING (RED)	1	1	4 DOOR DX	
10	87000-25111	ASSY=SEAT, DRIVER RECLINING (BLACK)	1	1	4 DOOR DX	
11	87000-25112	ASSY=SEAT, DRIVER RECLINING (WHITE)	1	1	4 DOOR DX	
12	87050-20900	ASSY=SEAT, ASSISTANT (RED) (TO SEP. '67)	1	1	2 DOOR STD	
13	87050-27703	ASSY=SEAT, ASSISTANT (RED) (FROM OCT. '67)	1	1	2 DOOR STD N	
14	87050-20901	ASSY=SEAT, ASSISTANT (BLUE)	1	1	2 DOOR STD	
15	87050-25100	ASSY=SEAT, ASSISTANT (RED)	1	1	4 DOOR STD	

S KEY NO.	PART NO.	PART NAME	QTY	SALES UNIT	MODEL	ICA
16	87050-25101	ASSY=SEAT, ASSISTANT RE CLINING (BLUE)	1	4 DOOR STD		
17	87050-20910	ASSY=SEAT, ASSISTANT RE CLINING (RED)	1	1 2 DOOR DX		
18	87050-20911	ASSY=SEAT, ASSISTANT RE CLINING (BLACK)	1	1 2 DOOR DX		
19	87050-20912	ASSY=SEAT, ASSISTANT RE CLINING (WHITE)	1	1 2 DOOR DX		
20	87050-25110	ASSY=SEAT, ASSISTANT RE CLINING (RED)	1	1 4 DOOR DX		
21	87050-25111	ASSY=SEAT, ASSISTANT RE CLINING (BLACK)	1	1 4 DOOR DX		
22	87050-25112	ASSY=SEAT, ASSISTANT RE CLINING (WHITE)	1	1 4 DOOR DX		
23	87320-27703	ASSY=TRIM, DRIVER SEAT CUSHION (RED) (FROM OCT. -'67)	1	1 2 DOOR STD		
24	87320-20900	ASSY=TRIM, DRIVER SEAT CUSHION (RED) (FROM OCT. -'67)	1	1 4 DOOR STD		
25	87320-20901	ASSY=TRIM, DRIVER SEAT CUSHION (BLUE) (FROM OCT. -'67)	1	1 SEDAN STD		
26	87320-20910	ASSY=TRIM, DRIVER SEAT CUSHION (RED) (FROM OCT. -'67)	1	1 SEDAN DX		
27	87320-20911	ASSY=TRIM, DRIVER SEAT CUSHION (BLACK) (FROM OCT. -'67)	1	1 SEDAN DX		
28	87320-20912	ASSY=TRIM, DRIVER SEAT CUSHION (WHITE) (FROM OCT. -'67)	1	1 SEDAN DX		
29	87620-27702	ASSY=TRIM, DRIVER SEAT BACK (RED) (FROM OCT. -'67)	1	1 2 DOOR STD		

S KEY NO.	PART NO.	PART NAME	QTY	SALES UNIT	MODEL	ICA
30	87620-10002	ASSY=TRIM, DRIVER SEAT BACK (RED) (FROM OCT. -'67)	1	1 4 DOOR STD		
31	87620-10001	ASSY=TRIM, DRIVER SEAT BACK (BLUE) (FROM OCT. -'67)	1	1 SEDAN STD		
32	87620-10204	ASSY=TRIM, DRIVER SEAT BACK (RED) (FROM OCT. -'67)	1	1 SEDAN DX		
33	87620-10205	ASSY=TRIM, DRIVER SEAT BACK (BLACK) (FROM OCT. -'67)	1	1 SEDAN DX		
34	87620-10206	ASSY=TRIM, DRIVER SEAT BACK (WHITE) (FROM OCT. -'67)	1	1 SEDAN DX		
35	87370-27703	ASSY=TRIM, ASSIST SEAT CUSHION (RED) (FROM OCT. -'67)	1	1 2 DOOR STD		
36	87370-20900	ASSY=TRIM, ASSIST SEAT CUSHION (RED) (FROM OCT. -'67)	1	1 4 DOOR STD		
37	87370-20901	ASSY=TRIM, ASSIST SEAT CUSHION (BLUE) (FROM OCT. -'67)	1	1 SEDAN STD		
38	87370-20910	ASSY=TRIM, ASSIST SEAT CUSHION (RED) (FROM OCT. -'67)	1	1 SEDAN DX		
39	87370-20911	ASSY=TRIM, ASSIST SEAT CUSHION (BLACK) (FROM OCT. -'67)	1	1 SEDAN DX		
40	87370-20912	ASSY=TRIM, ASSIST SEAT CUSHION (WHITE) (FROM OCT. -'67)	1	1 SEDAN DX		
41	87670-27702	ASSY=TRIM, ASSIST SEAT BACK (RED) (FROM OCT. -'67)	1	1 2 DOOR STD		
42	87670-10002	ASSY=TRIM, ASSIST SEAT BACK (RED) (FROM OCT. -'67)	1	1 4 DOOR STD		

NISSAN MOTOR CO., LTD.

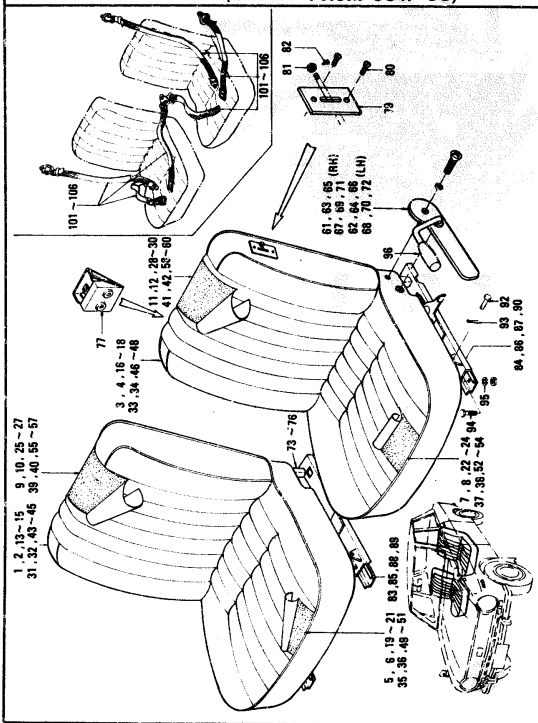
S	KEY NO.	PART NO.	PART NAME	QTY	SALES UNIT	MODEL	ICA
	43	87670-18001	ASSY=THIN,ASSIST SEAT BACK(BLUE)(FROM OCT.=-'67)	1	1	SEDAN STD	
	44	87670-18204	ASSY=THIN,ASSIST SEAT BACK(RED)(FROM OCT.=-'67)	1	1	SEDAN DX	
	45	87670-18205	ASSY=THIN,ASSIST SEAT BACK(BLACK)(FROM OCT.=-'67)	1	1	SEDAN DX	
	46	87670-18206	ASSY=THIN,ASSIST SEAT BACK(WHITE)(FROM OCT.=-'67)	1	1	SEDAN DX	
	47	94501-11000	ASSY=ASH TRAY,SEAT BACK	1	1	4 DOOR	
	48	87606-18200	ASSY=WIRE,RELEASE	2	5	SEDAN	
	49	87616-18200	FINISHER=SEAT BACK SIDE	2	1	SEDAN	
	50	08430-41220	SCREW(FIXING FINISHER)	4	50	SEDAN	
	51	87617-18200	KNOB=RELEASE LEVER	2	1	SEDAN	
	52	08310-31020	SCREW(FIXING KNOB)	2	50	SEDAN	
	53	87500-20900	ASSY=SLIDE,DRIVER SEAT	1	1	U,BT	
	54	87550-20900	ASSY=SLIDE,ASSISTANT SEAT	1	1	U,BT	
	55	87500-20901	ASSY=SLIDE,DRIVER SEAT	1	1	V,VT	
	56	87550-20901	ASSY=SLIDE,ASSISTANT SEAT	1	1	V,VT	
	57	87500-24900	ASSY=SLIDE,DRIVE SEAT	1	1	ULT	
	58	87550-24900	ASSY=SLIDE,ASSISTANT SEAT	1	1	ULT	
	59	87500-24901	ASSY=SLIDE,DRIVE SEAT	1	1	VLT	
	60	87550-24901	ASSY=SLIDE,ASSISTANT SEAT	1	1	VLT	

K-1073

NISSAN MOTOR CO., LTD.

S	KEY NO.	PART NO.	PART NAME	QTY	SALES UNIT	MODEL	ICA
	61	87500-24800	ASSY=SLIDE,SEAT RH	1	1	SEDAN 4 DOOR	
	62	87550-24800	ASSY=SLIDE,SEAT LH	1	1	SEDAN 4 DOOR	
	63	87509-18000	SPACER=ADJUSTING,SEAT SLIDE	AR	10	SEDAN	
	64	87109-18001	PIN=DRIVER SEAT HINGE	4	10	SEDAN	
	65	34405-14805	PIN=SPRING	4	50	SEDAN	
	66	87109-18200	KNOB=REEL,RELEASE LEVE R	1	1	D	
	67	08911-13010	NUT FIXING SEAT TO FLO OR	2	50	SEDAN	
	68	08915-43010	WASHER=LOCK FIXING SEA T TO FLOOR	2	50	SEDAN	
	69	08313-81210	SCREW FIXING SEAT TO F LOOR	4	50	SEDAN	
	70	84800-18000	SET=BELT,SAFETY,FRONT SEAT	2	1	OP,SEDAN	
	71	74995-73000	PLUG=ANCHORAGE HOLE	2	5	SEDAN	

FRONT SEAT (SEDAN FROM OCT. '68)



M-3017

KEY NO.	PART NO.	PART NAME	QTY	SALES UNIT	MODEL	ICA
---------	----------	-----------	-----	------------	-------	-----

FRONT SEAT (SEDAN FROM OCT. '68)

1	87000-H0500	ASSY-FRONT SEAT RH (RED) (FROM OCT-68)	1	1	2 DOOR STD	N
2	87000-H0501	ASSY-FRONT SEAT RH (BLACK) (FROM OCT-68)	1	1	2 DOOR STD	N
3	87050-H0500	ASSY-FRONT SEAT LH (RED) (FROM OCT-68)	1	1	2 DOOR STD	N
4	87050-H0501	ASSY-FRONT SEAT LH (BLACK) (FROM OCT-68)	1	1	2 DOOR STD	N
5	87320-H0500	ASSY-THIN FR SEAT CUSHION RH (RED) (FROM OCT-68)	1	1	2 DOOR STD	N
6	87320-H0501	ASSY-THIN FR SEAT CUSHION RH (BLACK) (FROM OCT-68)	1	1	2 DOOR STD	N
7	87370-H0500	ASSY-THIN FR SEAT CUSHION LH (RED) (FROM OCT-68)	1	1	2 DOOR STD	N
8	87370-H0501	ASSY-THIN FR SEAT CUSHION LH (BLACK) (FROM OCT-68)	1	1	2 DOOR STD	N
9	87620-H0500	ASSY-THIN FR SEAT BACK RH (RED) (FROM OCT-68)	1	1	2 DOOR STD	N
10	87620-H0501	ASSY-THIN FR SEAT BACK RH (BLACK) (FROM OCT-68)	1	1	2 DOOR STD	N
11	87670-H0500	ASSY-THIN FR SEAT BACK LH (RED) (FROM OCT-68)	1	1	2 DOOR STD	N
12	87670-H0501	ASSY-THIN FR SEAT BACK LH (BLACK) (FROM OCT-68)	1	1	2 DOOR STD	N
13	87000-H0520	ASSY-FRONT SEAT RH RECLINING (RED) (FROM OCT-68)	1	1	2 DOOR DX	N

S KEY NO.	PART NO.	PART NAME	QTY	SALES UNIT	MODEL	ICA
14	87000-H0521	ASSY-FRONT SEAT RH REC LINING (BLACK) (FROM OCT-68)	1	1 2 DOOR DX	N	
15	87000-H0522	ASSY-FRONT SEAT RH REC LINING (WHITE) (FROM OCT-68)	1	1 2 DOOR DX	N	
16	87050-H0520	ASSY-FRONT SEAT LH REC LINING (RED) (FROM OCT-68)	1	1 2 DOOR DX	N	
17	87050-H0521	ASSY-FRONT SEAT LH REC LINING (BLACK) (FROM OCT-68)	1	1 2 DOOR DX	N	
18	87050-H0522	ASSY-FRONT SEAT LH REC LINING (WHITE) (FROM OCT-68)	1	1 2 DOOR DX	N	
19	87320-H0520	ASSY-TRIM FR SEAT CUSHION RH (RED) (FROM OCT-68)	1	1 2 DOOR DX	N	
20	87320-H0521	ASSY-TRIM FR SEAT CUSHION RH (BLACK) (FROM OCT-68)	1	1 2 DOOR DX	N	
21	87320-H0522	ASSY-TRIM FR SEAT CUSHION RH (WHITE) (FROM OCT-68)	1	1 2 DOOR DX	N	
22	87370-H0520	ASSY-TRIM FR SEAT CUSHION LH (RED) (FROM OCT-68)	1	1 2 DOOR DX	N	
23	87370-H0521	ASSY-TRIM FR SEAT CUSHION LH (BLACK) (FROM OCT-68)	1	1 2 DOOR DX	N	
24	87370-H0522	ASSY-TRIM FR SEAT CUSHION LH (WHITE) (FROM OCT-68)	1	1 2 DOOR DX	N	
25	87620-H0520	ASSY-TRIM FR SEAT BACK RH (RED) (FROM OCT-68)	1	1 2 DOOR DX	N	
26	87620-H0521	ASSY-TRIM FR SEAT BACK RH (BLACK) (FROM OCT-68)	1	1 2 DOOR DX	N	

M-1019

S KEY NO.	PART NO.	PART NAME	QTY	SALES UNIT	MODEL	ICA
27	87620-H0522	ASSY-TRIM FR SEAT BACK RH (WHITE) (FROM OCT-68)	1	1 2 DOOR DX	N	
28	87670-H0520	ASSY-TRIM FR SEAT BACK LH (RED) (FROM OCT-68)	1	1 2 DOOR DX	N	
29	87670-H0521	ASSY-TRIM FR SEAT BACK LH (BLACK) (FROM OCT-68)	1	1 2 DOOR DX	N	
30	87670-H0522	ASSY-TRIM FR SEAT BACK LH (WHITE) (FROM OCT-68)	1	1 2 DOOR DX	N	
31	87000-H0600	ASSY-FRONT SEAT RH (RED) (FROM OCT-68)	1	1 4 DOOR STD	N	
32	87000-H0601	ASSY-FRONT SEAT RH (BLACK) (FROM OCT-68)	1	1 4 DOOR STD	N	
33	87050-H0600	ASSY-FRONT SEAT LH (RED) (FROM OCT-68)	1	1 4 DOOR STD	N	
34	87050-H0601	ASSY-FRONT SEAT LH (BLACK) (FROM OCT-68)	1	1 4 DOOR STD	N	
35	87320-H0500	ASSY-TRIM FR SEAT CUSHION RH (RED) (FROM OCT-68)	1	1 4 DOOR STD	N	
36	87320-H0501	ASSY-TRIM FR SEAT CUSHION RH (BLACK) (FROM OCT-68)	1	1 4 DOOR STD	N	
37	87370-H0500	ASSY-TRIM FR SEAT CUSHION LH (RED) (FROM OCT-68)	1	1 4 DOOR STD	N	
38	87370-H0501	ASSY-TRIM FR SEAT CUSHION LH (BLACK) (FROM OCT-68)	1	1 4 DOOR STD	N	
39	87620-H0500	ASSY-TRIM FR SEAT BACK RH (RED) (FROM OCT-68)	1	1 4 DOOR STD	N	
40	87620-H0501	ASSY-TRIM FR SEAT BACK RH (BLACK) (FROM OCT-68)	1	1 4 DOOR STD	N	

S	KEY NO.	PART NO.	PART NAME	QTY	SALES UNIT	MODEL	ICA
	41	87670-H0500	ASSY-TRIM FR SEAT BACK LH (RED) (FROM OCT-68)	1	1	4 DOOR STD	N
	42	87670-H0501	ASSY-TRIM FR SEAT BACK LH (BLACK) (FROM OCT-68)	1	1	4 DOOR STD	N
	43	87600-H0620	ASSY-FRONT SEAT RH REC LINING (RED) (FROM OCT-68)	1	1	4 DOOR DX	N
	44	87000-H0621	ASSY-FRONT SEAT RH REC LINING (BLACK) (FROM OCT-68)	1	1	4 DOOR DX	N
	45	87000-H0622	ASSY-FRONT SEAT RH REC LINING (WHITE) (FROM OCT-68)	1	1	4 DOOR DX	N
	46	87050-H0620	ASSY-FRONT SEAT LH REC LINING (RED) (FROM OCT-68)	1	1	4 DOOR DX	N
	47	87050-H0621	ASSY-FRONT SEAT LH REC LINING (BLACK) (FROM OCT-68)	1	1	4 DOOR DX	N
	48	87050-H0622	ASSY-FRONT SEAT LH REC LINING (WHITE) (FROM OCT-68)	1	1	4 DOOR DX	N
	49	87320-H0520	ASSY-TRIM FR SEAT CUSH (ON RH (RED) (FROM OCT-68)	1	1	4 DOOR DX	N
	50	87320-H0521	ASSY-TRIM FR SEAT CUSH (ON RH (BLACK) (FROM OCT-68)	1	1	4 DOOR DX	N
	51	87320-H0522	ASSY-TRIM FR SEAT CUSH (ON RH (WHITE) (FROM OCT-68)	1	1	4 DOOR DX	N
	52	87370-H0520	ASSY-TRIM FR SEAT CUSH LH (RED) (FROM OCT-68)	1	1	4 DOOR DX	N
	53	87370-H0521	ASSY-TRIM FR SEAT CUSH LH (BLACK) (FROM OCT-68)	1	1	4 DOOR DX	N

N 101

S	KEY NO.	PART NO.	PART NAME	QTY	SALES UNIT	MODEL	ICA
54	87370-H0522	ASSY-TRIM FR SEAT CUSH LH (WHITE) (FROM OCT-68)	1	1	4 DOOR DX	N	
55	87620-H0520	ASSY-TRIM FR SEAT BACK RH (RED) (FROM OCT-68)	1	1	4 DOOR DX	N	
56	87620-H0521	ASSY-TRIM FR SEAT BACK RH (BLACK) (FROM OCT-68)	1	1	4 DOOR DX	N	
57	87620-H0522	ASSY-TRIM FR SEAT BACK RH (WHITE) (FROM OCT-68)	1	1	4 DOOR DX	N	
58	87670-H0520	ASSY-TRIM FR SEAT BACK LH (RED) (FROM OCT-68)	1	1	4 DOOR DX	N	
59	87670-H0521	ASSY-TRIM FR SEAT BACK LH (BLACK) (FROM OCT-68)	1	1	4 DOOR DX	N	
60	87670-H0522	ASSY-TRIM FR SEAT BACK LH (WHITE) (FROM OCT-68)	1	1	4 DOOR DX	N	
61	87331-18205	ASSY-FINISHER FR SEAT SIDE RH (RED) (FROM OCT-68)	1	1	2 DOOR DX	Y	
62	87331-18205	ASSY-FINISHER FRONT SEAT (RED) LH (FROM OCT-68)	1	1	2 DOOR DX	Y	
63	87331-18206	ASSY-FINISHER FR SEAT SIDE RH (BLACK) (FROM OCT-68)	1	1	2 DOOR DX	Y	
64	87331-18206	ASSY-FINISHER FR SEAT SIDE LH (BLACK) (FROM OCT-68)	1	1	2 DOOR DX	N	
65	87331-18207	ASSY-FINISHER FR SEAT SIDE RH (WHITE) (FROM OCT-68)	1	2	DOOR DX	Y	
66	87331-18207	ASSY-FINISHER ASSY SEAT SIDE LH (WHITE) (FROM OCT-68)	1	1	2 DOOR DX	Y	

S	KEY NO.	PART NO.	PART NAME	QTY	SALES UNIT	MODEL	ICA
67	87331-18205	ASSY-FINISHER FR SEAT SIDE RM (RED) (FROM OCT-68)	1	1	4 DOOR DX	Y	
68	87381-18205	ASSY-FINISH FR SEAT (RED) (FROM OCT-68)	1	1	4 DOOR DX	Y	
69	87331-18206	ASSY-FINISHER FR SEAT SIDE LM (BLACK) (FROM OCT-68)	1	1	4 DOOR DX	Y	
70	87381-18206	ASSY-FINISH FR SEAT SIDE LM (BLACK) (FROM OCT-68)	1	1	4 DOOR DX	Y	
71	87331-18207	ASSY-FINISHER FR SEAT SIDE RM (WHITE) (FROM OCT-68)	1	1	4 DOOR DX	Y	
72	87381-18207	ASSY-FINISH FR SEAT SIDE LM (WHITE) (FROM OCT-68)	1	1	4 DOOR DX	Y	
73	87106-18000	BUMPER SEAT FRAME "B" (FROM OCT-68)	4	10	2DOOR STD		
74	87106-18000	BUMPER SEAT FRAME "B" (FROM OCT-68)	2	10	2DOOR DX		
75	87106-18000	BUMPER SEAT FRAME "A" (FROM OCT-68)	1	10	2DOOR DX		
76	87159-18000	BUMPER SEAT FRAME (FROM OCT-68)	1	1	2DOOR DX		
77	94501-21100	ASSY ASH TRAY (FROM OCT-68)	1	1	4DOOR		
78	87606-18200	WIRE-RELEASE WALK IN (FROM OCT-68)	2	9	SEDAN		
79	87616-18200	FINISHER-SEAT BACK SIDE (FROM OCT-68)	2	1	SEDAN		
80	08430-41220	SCREW TO FIX FINISHER (FROM OCT-68)	4	50	SEDAN		
81	87617-18200	KNDS WALK IN LEVER (FROM OCT-68)	2	1	SEDAN		

67-A- 6

REVISED: SEPTEMBER, 1971

Printed in Japan

S	KEY NO.	PART NO.	PART NAME	QTY	SALES UNIT	MODEL	ICA
	82	88310-31820	SCREW TO FIX KNOB (FROM OCT-68)	4	50	SEDAN	
#	83	87400-RSDMK	ASSY-DEVICE RELLINING RM	1		SEDAN	
#	84	87450-RSDMK	ASSY-DEVICE RELLINING LM	1		SEDAN	
	85	87500-20900	ASSY SLIDE RM SEAT (FROM OCT-68)	1	1	0.8T	
	86	87550-20900	ASSY SLIDE LM SEAT (FROM OCT-68)	1	1	0.8T	
	87	87500-24900	ASSY-SLIDE LM SEAT (FROM OCT-68)	1	1	BLT	
	88	87550-24900	ASSY-SLIDE RM SEAT (FROM OCT-68)	1	1	BLT	
	89	87500-24800	ASSY SLIDE RM SEAT (FROM OCT-68)	1	1	SEDAN 4 DOOR	
	90	87550-24800	ASSY SLIDE LM SEAT (FROM OCT-68)	1	1	SEDAN 4 DOOR	
	91	87509-18000	SPACER-ADJUST SEAT SIDE (FROM OCT-68)	10	10	SEDAN	
	92	87109-18001	PIN-FRONT SEAT HINGE (FROM OCT-68)	4	10	SEDAN	
•	93	34405-14805	PIN SPRING (FROM OCT- 68)	4	50	SEDAN	
	94	88310-81610	MACHINE SCREW FIXING SEAT TO FLOOR (FROM OCT-68)	4	50	SEDAN	
	95	88916-33810	WASHER LOCK FIXING SEAT TO FLOOR (FROM OCT-68)	4	50	SEDAN	
	96	87109-18200	KNOB RECL RELEASE LEVER (FROM OCT-68)	1	1	SEDAN DX	
	97	87156-20900	ASSY STAY WALK IN (FROM OCT-68)	1	1	SEDAN	

67-A- 7

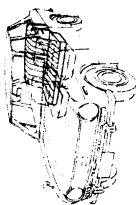
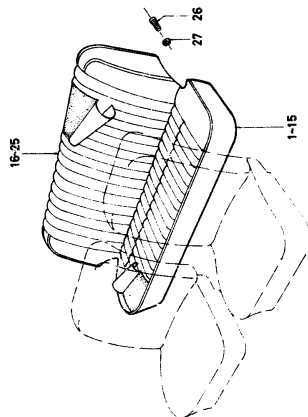
REVISED: SEPTEMBER, 1971

Printed in Japan

S	KEY NO.	PART NO.	PART NAME	QTY	SALES UNIT	MODEL	ICA
	98	86808-18825	SET-BELT, FRONT SEAT 2 POINTS SAFETY (FROM OCT-68)	2	1	OP, SEDAN	
	99	86820-M0125	SET-BELT, FRONT SEAT 2 POINTS SAFETY (FROM APR-69)	2		OP SEDAN	C
	190	H6820-89920	SET-BELT, FRONT SEAT 2 POINT SAFETY	2		SEDAN	
	101	86830-M0500	SET-BELT, FRONT SEAT 3 POINTS SAFETY (FROM OCT-68)	2		2 DOOR SEDAN AUSTRALIA	
	102	86830-M0600	SET-BELT, FRONT SEAT 3 POINTS SAFETY (FROM OCT-68)	2		4 DOOR SEDAN AUSTRALIA	
	103	H6830-89920	SET-BELT, FRONT SEAT 3 POINTS SAFETY (RED)	2		SEDAN	
	104	H6830-89921	SET-BELT, FRONT SEAT 3 POINTS SAFETY (BLACK)	2		SEDAN	
	105	H6830-89930	SET-BELT, FRONT SEAT 3 POINTS SAFETY	2		SEDAN	
	106	H6830-89931	SET-BELT, FRONT SEAT 3 POINTS SAFETY (BLACK)	2	1	SEDAN	
	107	86890-25700	RETRACTOR SEAT BELT (FROM OCT-68)	2	1	OP, SEDAN	
	108	74995-73000	PLUG-ANCHORAGE HOLE (FROM OCT-68)	5	5	SEDAN	

M-1008

REAR SEAT (SEDAN TO SEP-'68)



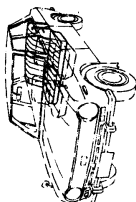
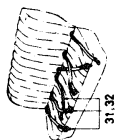
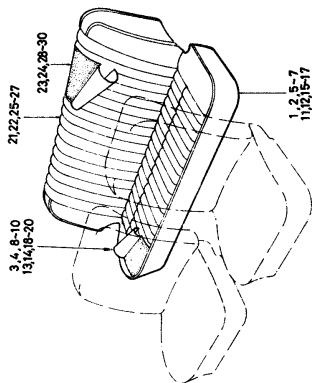
S	KEY NO.	PART NO.	PART NAME	Q'TY	SALES UNIT	MODEL	ICA
---	---------	----------	-----------	------	------------	-------	-----

REAR SEAT (SEDAN TO SEP-'68)

1	88300-18003	ASSY-CUSHION, REAR SEAT (RED)	1	1	SEDAN STD 2 DOOR	
2	88300-27701	ASSY-CUSHION, REAR SEAT (RED)	1		SEDAN STD 4 DOOR	Y
3	88300-25100	ASSY-CUSHION, REAR SEAT (RED)	1	1	SEDAN STD 4 DOOR	Y
4	88300-18004	ASSY-CUSHION, REAR SEAT (BLUE)	1		SEDAN STD 2 DOOR	
5	88300-27702	ASSY-CUSHION, REAR SEAT (BLUE)	1		SEDAN STD 4 DOOR	Y
6	88300-25101	ASSY-CUSHION, REAR SEAT (BLUE)	1	1	SEDAN STD 4 DOOR	Y
7	88300-18204	ASSY-CUSHION, REAR SEAT (RED)	1	1	SEDAN DX 2 DOOR	
8	88300-27713	ASSY-CUSHION, REAR SEAT (RED)	1		SEDAN DX 4 DOOR	Y
9	88300-25110	ASSY-CUSHION, REAR SEAT (RED)	1	1	SEDAN DX 4 DOOR	Y
10	88300-18205	ASSY-CUSHION, REAR SEAT (BLACK)	1	1	SEDAN DX 2 DOOR	
11	88300-27711	ASSY-CUSHION, REAR SEAT (BLACK)	1		SEDAN DX 4 DOOR	Y
12	88300-25111	ASSY-CUSHION, REAR SEAT (BLACK)	1	1	SEDAN DX 4 DOOR	Y
13	88300-18206	ASSY-CUSHION, REAR SEAT (WHITE)	1	1	SEDAN DX 2 DOOR	
14	88300-27712	ASSY-CUSHION, REAR SEAT (WHITE)	1		SEDAN DX 4 DOOR	Y
15	88300-25112	ASSY-CUSHION, REAR SEAT (WHITE)	1	1	SEDAN DX 4 DOOR	Y

S	KEY NO.	PART NO.	PART NAME	QTY	SALES UNIT	MODEL	ICA
	16	88600-18002	ASSY-BACK,REAR SEAT (RED)	1	1	SEDAN STD	
	17	88600-27701	ASSY-BACK,REAR SEAT (RED)	1	1	SEDAN STD	Y
	18	88600-18004	ASSY-BACK,REAR SEAT (BLUE)	1		SEDAN STD	
	19	88600-27702	ASSY-BACK,REAR SEAT (BLUE)	1	1	SEDAN	Y
	20	88600-18202	ASSY-BACK,REAR SEAT (RED)	1	1	SEDAN DX	
	21	88600-27710	ASSY-BACK,REAR SEAT (RED)	1	1	SEDAN DX	Y
	22	88600-18203	ASSY-BACK,REAR SEAT (BLACK)	1	1	SEDAN DX	
	23	88600-27711	ASSY-BACK,REAR SEAT (BLACK)	1	1	SEDAN	Y
	24	88600-18204	ASSY-BACK,REAR SEAT (WHITE)	1	1	SEDAN DX	
	25	88600-27712	ASSY-BACK,REAR SEAT (WHITE)	1	1	SEDAN DX	Y
	26	08510-51010	SCREW FIXING REAR SEAT BACK	1	50	SEDAN	
	27	08915-43410	WASHER-PLAIN FIXING REAR SEAT BACK	1	50	SEDAN	
	28	88800-27700	SET-BELT,SAFETY,REAR SEAT	1	1	OP,SEDAN	

REAR SEAT (SEDAN FROM OCT-'68)



S	KEY NO.	PART NO.	PART NAME	QTY	SALES UNIT	MODEL	ICA
---	---------	----------	-----------	-----	------------	-------	-----

REAR SEAT (SEDAN FROM OCT-'68)

1	88300-H0503	ASSY-CUSHION REAR SEAT (RED) (FROM OCT-'68)	1	1	SEDAN 2 DOOR STD	N
2	88300-H0501	ASSY-CUSHION REAR SEAT (BLACK) (FROM OCT-'68)	1	1	SEDAN 2 DOOR STD	N
3	88320-H0500	ASSY-TRIM RR SEAT CUSHION (RED) (FROM OCT-'68)	1	1	SEDAN 2 DOOR STD	N
4	88320-H0101	ASSY-TRIM RR SEAT CUSHION (BLACK) (FROM OCT-'68)	1	1	SEDAN 2 DOOR STD	N
5	88300-H0520	ASSY-CUSHION REAR SEAT (RED) (FROM OCT-'68)	1	1	SEDAN 2 DOOR DX	N
6	88300-H0521	ASSY-CUSHION REAR SEAT (BLACK) (FROM OCT-'68)	1	1	SEDAN 2 DOOR DX	N
7	88300-H0522	ASSY-CUSHION REAR SEAT (WHITE) (FROM OCT-'68)	1	1	SEDAN 2 DOOR DX	N
8	88320-H0120	ASSY-TRIM RR SEAT CUSHION (RED) (FROM OCT-'68)	1	1	SEDAN 2 DOOR DX	N
9	88320-H0121	ASSY-TRIM RR SEAT CUSHION (BLACK) (FROM OCT-'68)	1	1	SEDAN 2 DOOR DX	N
10	88320-H0522	ASSY-TRIM RR SEAT CUSHION (WHITE) (FROM OCT-'68)	1	1	SEDAN 2 DOOR DX	N
11	88300-H0600	ASSY-CUSHION REAR SEAT (RED) (FROM OCT-'68)	1	1	SEDAN 4 DOOR STD	N
12	88300-H0601	ASSY-CUSHION REAR SEAT (BLACK) (FROM OCT-'68)	1	1	SEDAN 4 DOOR STD	N
13	88320-H0600	ASSY-TRIM RR SEAT CUSHION (RED) (FROM OCT-'68)	1	1	SEDAN 4 DOOR STD	N

S	KEY NO.	PART NO.	PART NAME	QTY	SALES UNIT	MODEL	ICA
	14	88320-H0201	ASSY-TRIM RR SEAT CUSHION (BLACK) (FROM OCT-68)	1	1	SEDAN 4 DOOR STD	N
	15	88300-H0620	ASSY-CUSHION REAR SEAT (RED) (FROM OCT-68)	1	1	SEDAN 4 DOOR DX	N
	16	88300-H0621	ASSY-CUSHION REAR SEAT (BLACK) (FROM OCT-68)	1	1	SEDAN 4 DOOR DX	N
	17	88300-H0622	ASSY-CUSHION REAR SEAT (WHITE) (FROM OCT-68)	1	1	SEDAN 4 DOOR DX	N
	18	88320-H0220	ASSY-TRIM RR SEAT CUSHION (RED) (FROM OCT-68)	1	1	SEDAN 4 DOOR DX	N
	19	88320-H0221	ASSY-TRIM RR SEAT CUSHION (BLACK) (FROM OCT-68)	1	1	SEDAN 4 DOOR DX	N
	20	88320-H0622	ASSY-TRIM RR SEAT CUSHION (WHITE) (FROM OCT-68)	1	1	SEDAN 4 DOOR DX	N
	21	88600-H0500	ASSY-BACK REAR SEAT (RED) (FROM OCT-68)	1	1	SEDAN STD	N
	22	88600-H0501	ASSY-BACK REAR SEAT (BLACK) (FROM OCT-68)	1	1	SEDAN STD	N
	23	88620-H0500	ASSY-TRIM RR SEAT BACK (RED) (FROM OCT-68)	1	1	SEDAN STD	N
	24	88620-H0101	ASSY-TRIM RR SEAT BACK (BLACK) (FROM OCT-68)	1	1	SEDAN STD	N
	25	88600-H0520	ASSY-BACK REAR SEAT (RED) (FROM OCT-68)	1	1	SEDAN DX	N
	26	88600-H0521	ASSY-BACK REAR SEAT (BLACK) (FROM OCT-68)	1	1	SEDAN DX	N
	27	88600-H0522	ASSY-BACK REAR SEAT (WHITE) (FROM OCT-68)	1	1	SEDAN DX	N
	28	88620-H0120	ASSY-TRIM RR SEAT BACK (RED) (FROM OCT-68)	1	1	SEDAN DX	N

S	KEY NO.	PART NO.	PART NAME	QTY	SALES UNIT	MODEL	ICA
	29	88620-H0121	ASSY-TRIM REAR SEAT BACK (BLACK) (FROM OCT-68)	1	1	SEDAN DX	N
	30	88620-H0522	ASSY-TRIM RR SEAT BACK (WHITE) (FROM OCT-68)	1	1	SEDAN DX	N
	31	88800-27700	SET-SAFETY BELT REAR SEAT (FROM OCT-68)	2	1	OP, SEDAN	
	32	88820-H0125	SET-SAFETY BELT REAR SEAT	1		OP SEDAN	C

S	KEY NO.	PART NO.	PART NAME	QTY	SALES UNIT	MODEL	ICA
	17	73100-24930	ASSY-PANEL, ROOF	1	1	SEDAN L DR IVE	
	18	66300-18030	ASSY-PANEL, COHL TOP	1	1	SEDAN R DR IVE	
	19	66300-24930	ASSY-PANEL, COHL TOP	1	1	SEDAN L DR IVE	
	20	72103-18000	PANEL-WINDSHIELD(R.H.)	1	1	SEDAN	
	21	72104-18000	PANEL-WINDSHIELD(L.H.)	1	1	SEDAN	
	22	73200-18050	ASSY-RAIL, FRONT ROOF	1	1	SEDAN	
	23	73200-18051	ASSY-RAIL, FRONT ROOF (FROM C/P#B10-178002 TO SEP-67)	1	1	SEDAN	Y
	24	73200-27750	ASSY-RAIL, FRONT ROOF (FROM OCT-67)	1	1	SEDAN	N
	25	73251-18050	RAIL-REAR ROOF	1	1	SEDAN	
	26	73251-18052	RAIL-REAR ROOF	1	1	SEDAN	Y
	27	73332-24800	PANEL-ROOF RAIL OUTER R.H.	1	1	4 DOOR	
	28	73333-24800	PANEL-ROOF RAIL OUTER L.H.	1	1	4 DOOR	
	29	76300-18030	ASSY-PANEL, BODY SIDE R	1	1	2 DOOR STD	
	30	76300-18230	ASSY-PANEL, BODY SIDE R	1	1	2 DOOR DX	
	31	76301-18030	ASSY-PANEL, BODY SIDE L	1	1	2 DOOR STD	
	32	76301-18230	ASSY-PANEL, BODY SIDE L	1	1	2 DOOR DX	
	33	76302-18230	PANEL-BODY SIDE OUTER R.H.	1	1	2 DOOR	
	34	76302-24830	PANEL-BODY SIDE OUTER R.H.	1	1	SEDAN DX	

REVISED: JUNE, 1971

68- = 2

Printed in Japan

S	KEY NO.	PART NO.	PART NAME	QTY	SALES UNIT	MODEL	ICA
	35	76302-18231	PANEL-BODY SIDE OUTER R.H. (TO SEP-68)	1	1	2 DOOR	Y
	36	76302-H0100	PANEL-BODY SIDE OUTER R.H. (FROM OCT-68)	1	1	2 DOOR	N
	37	76302-H0130	PANEL-BODY SIDE OUTER R.H. (FROM OCT-68)	1	1	2 DOOR	Y
	38	76303-18230	PANEL-BODY SIDE OUTER L.H.	1	1	2 DOOR R DRIVE	
	39	76303-18231	PANEL-BODY SIDE OUTER L.H. (TO C/P#B10-182700)	1	1	2 DOOR R DRIVE	Y
	40	76303-27730	PANEL-BODY SIDE OUTER L.H. (FROM C/P#B10-182701)	1	1	2 DOOR R DRIVE	N
	41	76303-24930	PANEL-BODY SIDE OUTER L.H. (TO C/P#B10-182700)	1	1	2 DOOR L DRIVE	
	42	76303-27733	PANEL-BODY SIDE OUTER L.H. (FROM C/P#B10-182701)	1	1	2 DOOR L DRIVE	N
	43	76303-H0100	PANEL-BODY SIDE OUTER L.H. (FROM OCT-68)	1	1	2 DOOR	N
	44	76303-H0130	PANEL-BODY SIDE OUTER L.H. (FROM OCT-68)	1	1	2 DOOR	Y
	45	76102-18230	PANEL-REAR FENDER R.H.	1	1	2 DOOR	
	46	76102-H0130	PANEL-REAR FENDER RH (FROM SEP-68)	1	1	2 DOOR	N
	47	76102-24830	ASSY-FENDER, REAR R.H. (TO SEP-68)	1	1	4 DOOR	
	48	76102-H0230	ASSY-FENDER, REAR R.H. (FROM OCT-68)	1	1	4 DOOR STD	N
	49	76102-H0225	ASSY-FENDER REAR RH	1	1	4 DOOR STD	Y
	50	76102-H0206	ASSY-FENDER REAR RH	1	1	4 DOOR DX	
	51	76102-H0225	ASSY-FENDER RH	1	1	4 DOOR DX	Y
	52	76103-18230	PANEL-REAR FENDER L.H.	1	1	2 DOOR	
	53	76103-H0130	PANEL-REAR FENDER LH (FROM SEP-68)	1	1	2 DOOR	N

REVISED: JUNE, 1971

68- = 3

Printed in Japan

S	KEY NO.	PART NO.	PART NAME	QTY	SALES UNIT	MODEL	ICA
	54	78103-24830	ASSY=FENDER REAR LH (TO C/P 810-102700)	1	1 4 DOOR		
	55	78103-27731	ASSY=FENDER REAR LH (FROM C/P 810-102701 TO 810-102700)	1	1 4 DOOR	C	
•	56	78103-H0230	ASSY=FENDER REAR LH (FROM C/P 810-102701 FROM OCT-68)	1	1 4 DOOR STD	N	
	57	78103-H0229	ASSY=FENDER REAR LH	1	1 4 DOOR STD	Y	
•	58	78103-H0206	ASSY=FENDER REAR LH	1	1 4 DOOR DX		
	59	78103-H0225	ASSY=FENDER REAR LH	1	1 4 DOOR STD	Y	
	60	76404-18230	PANEL=BODY SIDE SILL OUTER R,H	1	1 2 DOOR		
•	61	76402-24800	PANEL=BODY SIDE SILL OUTER R,H	1	1 4 DOOR		
	62	76402-24851	PANEL=BODY SIDE SILL OUTER RH	1	1 4 DOOR	Y	
	63	76405-18230	PANEL=BODY SIDE SILL OUTER L,H	1	1 2 DOOR		
•	64	76403-24800	PANEL=BODY SIDE SILL OUTER L,H	1	1 4 DOOR		
	65	76403-24851	PANEL=BODY SIDE SILL OUTER LH	1	1 4 DOOR	Y	
	66	66103-18230	PANEL=FRONT PILLAR R,H	1	1 2 DOOR		
	67	66100-24800	ASSY=PANEL,FRONT PILLAR OUTER R,H	1	1 4 DOOR		
	68	66104-18230	PANEL=FRONT PILLAR L,H	1	1 2 DOOR		
	69	66101-24800	ASSY=PANEL,FRONT PILLAR OUTER L,H	1	1 4 DOOR		
•	70	76352-18030	PANEL=BODY SIDE INNER R,H	1	1 2 DOOR STD		

S	KEY NO.	PART NO.	PART NAME	QTY	SALES UNIT	MODEL	ICA
	71	76352-18230	PANEL=BODY SIDE INNER R,H	1	1 2 DOOR R DRIVE	Y	
	72	76352-H0100	PANEL=BODY SIDE INNER RH (FROM JULY-69)	1	1 R DRIVE 2 DOOR	C	
	73	76352-24930	PANEL=BODY SIDE INNER RH	1	1 DRIVE 2 DOOR	Y	
	74	76352-H0501	PANEL=BODY SIDE INNER RH (FROM JULY-69)	1	1 L DRIVE 2 DOOR	C	
	75	76350-29130	ASSY=PANEL,BODY SIDE INNER R,H	1	1 4 DOOR		
	76	76354-H0206	PANEL=BODY SIDE INNER RH (FROM JULY-69)	1	1 ALL		
	77	76354-H0600	PANEL=BODY SIDE INNER RH (FROM JULY-69)	1	1 4 DOOR (AUSTRALIA & ENGLAND)		
•	78	76353-18030	PANEL=BODY SIDE INNER L,H	1	1 2 DOOR STD		
	79	76353-18230	PANEL=BODY SIDE INNER L,H	1	1 2 DOOR R DRIVE	Y	
	80	76353-H0100	PANEL=BODY SIDE INNER LH (FROM JULY-69)	1	1 2 DOOR R DRIVE	C	
	81	76353-24930	PANEL=BODY SIDE INNER LH	1	1 DRIVE 2 DOOR	Y	
	82	76353-H0501	PANEL=BODY SIDE INNER LH (FROM JULY-69)	1	1 L DRIVE 2 DOOR	C	
	83	76351-24830	ASSY=PANEL,BODY SIDE INNER L,H	1	1 4 DOOR		
	84	76355-H0601	PANEL=BODY SIDE INNER LH (FROM JULY-69)	1	1 ALL		
	85	76355-H0600	PANEL=BODY SIDE INNER LH (FROM JULY-69)	1	1 4 DOOR (AUSTRALIA & ENGLAND)		
•	86	76412-18000	PANEL=BODY SIDE SILL INNER R,H	1	1 2 DOOR		

NISSAN MOTOR CO., LTD.

S	KEY NO.	PART NO.	PART NAME	QTY	SALES UNIT	MODEL	ICA
	87	76412-18050	BODY SIDE SILL INNER PANEL WITH REINFORCE R.H.	1	1	2 DOOR	Y
	88	76410-24800	ASSY=PANEL,BODY SIDE S ILL INNER P.H.	1	1	4 DOOR	
•	89	76413-18000	PANEL=BODY SIDE SILL I NNER L.H.	1	1	2 DOOR	
	90	76413-18050	BODY SIDE SILL INNE PANEL WITH REINFORCE L.H.	1	1	2 DOOR	Y
	91	76411-24800	ASSY=PANEL,BODY SIDE S ILL INNER L.H.	1	1	4 DOOR	
	92	77122-18000	PANEL=WINDSHIELD INNER R.H.	1	1	2 DOOR	
	93	77122-24800	PANEL=WINDSHIELD INNER R.H.	1	1	4 DOOR	
	94	77123-18000	PANEL=WINDSHIELD INNER L.H.	1	1	2 DOOR	
	95	77123-24800	PANEL=WINDSHIELD INNER L.H.	1	1	4 DOOR	
	96	66112-18000	PANEL=FRONT PILLAR INN ER R.H.	1	1	2 DOOR	
	97	66110-24800	ASSY=PANEL,FRONT PILLA R INNER R.H.	1	1	4 DOOR	
	98	66113-18000	PANEL=FRONT PILLAR INN ER L.H.	1	1	2 DOOR	
	99	66111-24800	ASSY=PANEL,FRONT PILLA R INNER L.H.	1	1	4 DOOR	
•	100	76700-18030	PANEL=WHEEL HOUSE RH	1		ALL	
•	101	76700-18030	PANEL=WHEEL HOUSE RH	1		4 DOOR	
•	102	76702-18000	PANEL=WHEEL HOUSE INNER RH	1	1	2 DOOR	Y
	103	76702-18030	PANEL=WHEEL HOUSE INNER RH	1	1	2 DOOR	Y

M-100

NISSAN MOTOR CO., LTD.

S	KEY NO.	PART NO.	PART NAME	QTY	SALES UNIT	MODEL	ICA
•	104	76701-18030	PANEL=WHEEL HOUSE LH	1		ALL	
•	105	76701-18030	PANEL=WHEEL HOUSE LH	1		4 DOOR	
•	106	76703-18000	PANEL=WHEEL HOUSE INNER LH	1	1	2 DOOR	
	107	76703-18030	PANEL=WHEEL HOUSE INNER LH	1	1	2 DOOR	Y
	108	76356-24800	PANEL=WHEEL HOUSE OUTE R LOWER R.H.	1	1	4 DOOR	
	109	76357-24800	PANEL=WHEEL HOUSE OUTE R LOWER L.H.	1	1	4 DOOR	
	110	76600-24800	ASSY=PANEL,REAR LOCK P ILLAR R.H.	1	1	4 DOOR	
	111	76601-24800	ASSY=PANEL,REAR LOCK P ILLAR L.H.	1	1	4 DOOR	
	112	76510-24800	ASSY=PANEL,CENTER PILL AR OUTER R.H.	1	1	4 DOOR	
	113	76511-24800	ASSY=PANEL,CENTER PILL AR OUTER L.H.	1	1	4 DOOR	
•	114	76530-25100	ASSY=PANEL,CENTER PILL AR INNER UPPER R.H.	1	1	4 DOOR	
	115	76530-18000	ASSY=PANEL,CENTER PILLAR INNER UPPER RH	1	1	4 DOOR	Y
•	116	76531-24800	ASSY=PANEL,CENTER PILL AR INNER UPPER L.H.	1	1	4 DOOR	
	117	76531-18020	ASSY=PANEL,CENTER PILL PILLAR INNER UPPER LH	1	1	4 DOOR	Y
	118	76534-24800	ASSY=PANEL,CENTER PILL AR INNER LOWER R.H.	1	1	4 DOOR	
	119	76535-24800	ASSY=PANEL,CENTER PILL AR INNER LOWER L.H.	1	1	4 DOOR	
•	120	74300-20931	ASSY=FLOOR,FRONT	1		B	
	121	74300-27736	ASSY=FLOOR,FRONT	1	1	B	Y
	122	74300-25130	ASSY=FLOOR,FRONT	1	1	BF	

S	KEY NO.	PART NO.	PART NAME	QTY	SALES UNIT	MODEL	ICA
	123	74300-20902	ASSY=FLOOR,FRONT	1	BT		
	124	74300-27737	ASSY=FLOOR,FRONT	1	1 BT	Y	
	125	74300-25131	ASSY=FLOOR,FRONT	1	1 BT F		
	126	74300-24901	ASSY=FLOOR,FRONT	1	1 BLT		
	127	74300-24901	ASSY=FLOOR,FRONT	1	1 BLT	Y	
	128	74300-25132	ASSY=FLOOR,FRONT	1	BLT F		
•	129	74300-H0500	ASSY=FLOOR FRONT	1	1 2 DOOR		
	130	74300-H0600	ASSY=FLOOR FRONT	1	1 4 DOOR		
	131	74310-18000	ASSY-MEMBER,CROSS,FRONT SEAT	1	1 2 DOOR 3 SPEED		
•	132	74310-24900	ASSY-MEMBER,CROSS,FRONT SEAT	1	2 DOOR 4 SPEED		
	133	74310-18200	ASSY-MEMBER,CROSS FRONT SEAT	1	1 2 DOOR 4 SPEED	Y	
	134	74310-24801	ASSY-MEMBER,CROSS,FRONT SEAT	1	4 DOOR		
	135	74320-20901	ASSY-BRACKET,FRONT DRIVE SEAT	2	2 DOOR		
	136	74320-25100	ASSY-BRACKET,FRONT SEAT	4	1 4 DOOR		
	137	74321-20901	BRACKET=FRONT ASSISTANT SEAT	2	SEDAN		
•	138	74321-25100	BRACKET=FRONT ASSISTANT SEAT INSIDE	2	4 DOOR		
	139	74330-18002	ASSY-BRACKET,ENGINE MOUNTING REAR R.H.	1	1 SEDAN		
	140	74331-18002	ASSY-BRACKET,ENGINE MOUNTING REAR L.H.	1	1 SEDAN		
	141	74330-20300	ASSY-BRACKET ENGINE MOUNTING REAR	2	1 SEDAN AUTOMATIC		
•	142	74500-18030	ASSY=FLOOR,REAR	1	1 2 DOOR		

S	KEY NO.	PART NO.	PART NAME	QTY	SALES UNIT	MODEL	ICA
•	143	74500-27730	ASSY=FLOOR,REAR	1	1 2 DOOR	Y	
	144	74500-27730	ASSY=FLOOR REAR	1	1 2 DOOR R DRIVE	Y	
	145	74500-27730	ASSY=FLOOR REAR	1	1 2 DOOR L DRIVE	N	
•	146	74500-24830	ASSY=FLOOR,REAR	1	1 4 DOOR R DRIVE		
•	147	74500-27731	ASSY=FLOOR,REAR	1	1 4 DOOR R DRIVE	Y	
	148	74500-27736	ASSY=FLOOR REAR	1	1 4 DOOR R DRIVE	Y	
	149	74500-25130	ASSY=FLOOR REAR	1	4 DOOR L DRIVE	N	
	150	79420-18001	ASSY-PANEL,PANEL SHELF (TO SEP-68)	1	1 SEDAN		
	151	79420-H0100	ASSY-PANEL,PANEL SHELF (FROM OCT-68)	1	1 SEDAN	N	
	152	79430-18001	ASSY-PANEL,REAR SEAT BACK	1	1 SEDAN		
	153	79100-18030	ASSY-PANEL,REAR (TO SEP-68)	1	1 SEDAN		
	154	79100-H0100	ASSY-PANEL,REAR (FROM OCT-68)	1	1 SEDAN	N	
	155	74520-18000	ASSY-REINFORCEMENT,REAR PANEL	1	1 SEDAN		
	156	79121-18000	DRIP-TRUNK SIDE R.H.	1	1 SEDAN		
	157	79122-18000	DRIP-TRUNK SIDE L.H.	1	1 SEDAN		
	158	74505-18000	ASSY-HOUSING,SPARE WHEEL	1	1 SEDAN		
	159	79110-18030	ASSY-PANEL,REAR WAIST	1	1 SEDAN		
	160	74800-18000	ASSY-MEMBER,FRONT CROSS	1	1 SEDAN		

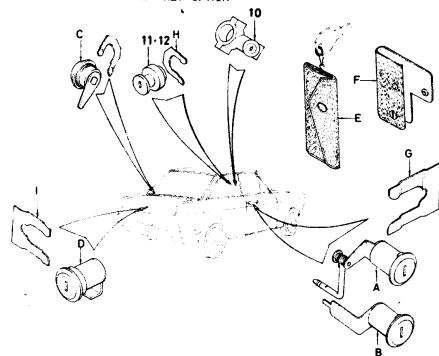
S	KEY NO.	PART NO.	PART NAME	QTY	SALES UNIT	MODEL	ICA
•	161	74810-18030	ASSY-MEMBER, FRONT SIDE R, H,	1	1	SEDAN	
•	162	74810-18032	ASSY-MEMBER, FRONT SIDE R, H,	1	1	SEDAN	Y
•	163	74810-27700	ASSY-MEMBER, FRONT SIDE R, H,	1	1	SEDAN	Y
•	164	74810-H0100	ASSY-MEMBER FRONT SIDE R, H,	1	1	SEDAN	Y
•	165	74810-27701	ASSY-MEMBER FRONT SIDE R, H	1	1	SEDAN AUTOMATIC	
•	166	74810-H0101	ASSY-MEMBER FRONT SIDE RH	1	1	SEDAN AUTOMATIC	Y
•	167	74811-18030	ASSY-MEMBER, FRONT SIDE L, H,	1	1	SEDAN	
•	168	74811-18032	ASSY-MEMBER, FRONT SIDE L, H,	1	1	SEDAN	Y
•	169	74850-18000	ASSY-MEMBER, REAR SIDE R, H,	1	1	2 DOOR	
•	170	74850-18002	ASSY-MEMBER, REAR SIDE R, H,	1	1	2 DOOR	Y
•	171	74850-27700	ASSY-MEMBER, REAR SIDE R, H,	1	1	2 DOOR	Y
•	172	74850-24800	ASSY-MEMBER, REAR SIDE R, H,	1	4	DOOR	
•	173	74850-27701	ASSY-MEMBER REAR SIDE RH	1	1	4 DOOR	Y
•	174	74851-18000	ASSY-MEMBER, REAR SIDE L, H,	1	1	2 DOOR	
•	175	74851-18002	ASSY-MEMBER, REAR SIDE L, H,	1	1	2 DOOR	Y
•	176	74851-27700	ASSY-MEMBER, REAR SIDE L, H,	1	1	2 DOOR	
•	177	74851-24800	ASSY-MEMBER, REAR SIDE L, H,	1	4	DOOR	Y

B-100

S	KEY NO.	PART NO.	PART NAME	QTY	SALES UNIT	MODEL	ICA
•	178	74860-18000	ASSY-MEMBER, CROSS, REAR SEAT	1	1	2 DOOR	
•	179	74860-24800	ASSY-MEMBER, CROSS, REAR SEAT	1	4	DOOR	
•	180	74865-18000	ASSY-MEMBER, CROSS, REAR END	1	1	SEDAN	
•	181	74866-18000	ASSY-MEMBER, CROSS REAR END	1	1	SEDAN	Y
•	182	74865-24800	ASSY-MEMBER, CROSS, REAR END	1	4	DOOR	
•	183	74870-18000	ASSY-MEMBER, CROSS, REAR SHOCK ABSORBER	1	1	SEDAN	
•	184	74870-18001	ASSY-MEMBER CROSS REAR SHOCK ABSORBER	1	1	SEDAN	Y
•	185	74870-24800	ASSY-MEMBER, CROSS, REAR SHOCK ABSORBER	1	4	DOOR	
•	186	76360-18000	ASSY-EXTENSION BODY SIDE INNER RH	1	1	2 DOOR	
•	187	76361-18000	ASSY-EXTENSION BODY SIDE INNER LH	1	1	2 DOOR	
•	188	76355-18001	ASSY-EXTENSION BODY SIDE INNER LH	1	1	2 DOOR	Y
•	189	76391-18000	ASSY-BRACKET, FUEL FILLER TUBE (TO C/S 810-102700)	1	1	SEDAN	
•	190	76391-27700	ASSY-BRACKET, FUEL FILLER TUBE (FROM C/F 810-102701)	1	1	SEDAN	N
•	191	63120-18000	BAFFLE-PENDER FRONT RH	1	1	SEDAN	
•	192	63121-18000	BAFFLE-PENDER FRONT LH	1	1	SEDAN	
•	193	76607-24001	PLATE-TAPPING STRIKER	1	9	SEDAN 4 DOOR	
•	194	76608-24800	RETAI-NER-PLATE TAPPING	1	1	SEDAN 4 DOOR	

SET CYLINDER (SEDAN)

- SET-CYLINDER & KEY
1-8
- A DOOR LOCK (2DOOR)
 - B DOOR LOCK (4DOOR)
 - C FUEL FILLER LOCK
 - D TRUNK LID LOCK
 - E KEY-HOLDER
 - F KEY-HOLDER
 - G CLIP RETAINING
 - H CLIP RETAINING FUEL FILLER LOCK
 - I CLIP RETAINING TRUNK LID LOCK
 - J KEY-STANDARD
 - K KEY-OPTION



STANDARD

- J IGNITION SWITCH
- J TRUNK LID LOCK
- J FRONT DOOR LOCK

OPTION

- K KEY-FUEL FILLER
- K KEY-RADIO ANTENNA

OPTION

- J IGNITION SWITCH & STEERING LOCK

S	KEY NO.	PART NO.	PART NAME	QTY	SALES UNIT	MODEL	ICA
---	---------	----------	-----------	-----	------------	-------	-----

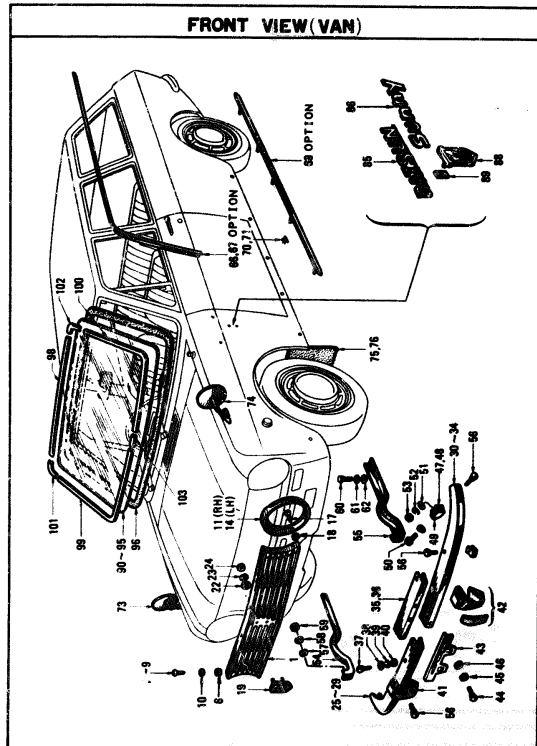
SET CYLINDER (SEDAN)

1	80010-18003	SET-CYLINDER LOCK & KEY (TO SEP-67)	1	1	STANDARD		
2	80010-18203	SET-CYLINDER LOCK & KEY (TO SEP-68)	1	1	2 DOOR		
3	80010-H0100	SET-CYLINDER LOCK & KEY (FROM OCT-68)	1	1	2 DOOR	N	
4	80010-H0101	SET-CYLINDER LOCK & KEY	1	1	2-DOOR		Y
5	80010-24802	SET-CYLINDER LOCK & KEY	1	1	4 DOOR		
6	80010-H0200	SET-CYLINDER LOCK & KEY	1	1	4-DOOR		Y
7	80010-25101	SET-CYLINDER LOCK & KEY FOR STPG LOCK	1	1	OP, BLTF		
8	80010-27701	SET-CYLINDER LOCK & KEY (TO SEP-68)	1	1	OP, BLT		
9	80010-H0500	SET-CYL LOCK & KEY FOR STPG LOCK (FROM OCT-68)	1	1	OP, BLT	N	
10	48700-22001	ASSY LOCK STEERING	1	1	OP L DRIVE		
11	48750-22001	ASSY SWITCH IGNITION FOR STPG LOCK	1	2	OP, L DRIVE	E	
12	48750-A6900	ASSY-SWITCH IGNITION FOR STEERING LOCK	1		OP L DRIVE		Y
13	DR705-22001	CAP SWITCH STPG LOCK (FROM OCT-67)	1	10	OP L DRIVE		
14	76964-18201	KEY-FUEL FILLER & RADIO ANTENNA	1		SEDAN		

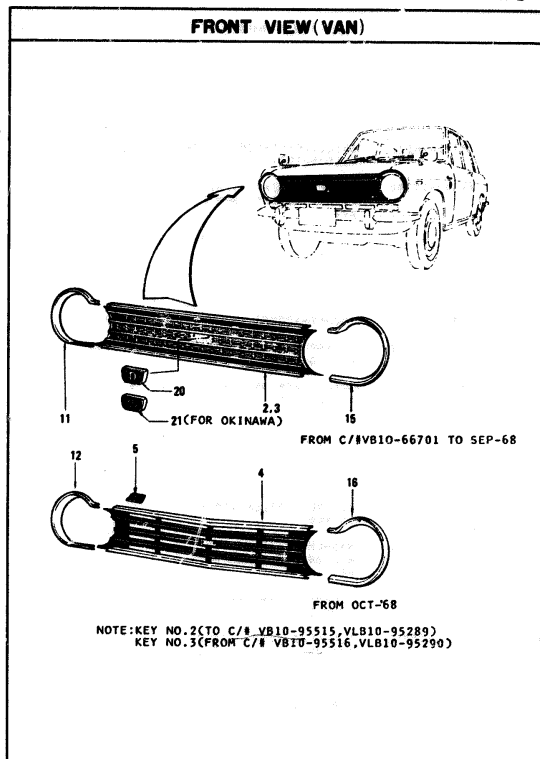
K1

BODY (VAN)

FRONT VIEW(VAN)



FRONT VIEW(VAN)



S	KEY NO.	PART NO.	PART NAME	QTY	SALES UNIT	MODEL	ICA
FRONT VIEW (VAN)							
	1	62303-18002	GRILLE-RADIATOR (TO C/S VS10-64700)	1	1 V, VT		
	2	62303-27700	GRILLE-RADIATOR (FROM C/S VS10-66701 TO SEE FIG 69)	1	1 VAN	N	
	3	62303-27701	GRILLE-RADIATOR (FROM FIG 69 TO SEP-68)	1	1 VAN	N	
	4	62303-H0100	GRILLE-RADIATOR (FROM OCT-68)	1	1 VAN	N	
	5	F2303-H0100	RUBBER-ACCEPT	4	10 VAN		
	6	08963-10440	NUT-SPRING FIXING RADIATOR GRILLE	9	50 VAN		
	7	08910-41020	SCREEN-TAPPING FIXING RADIATOR GRILLE (TO SEP-68)	9	50 VAN		
	8	62309-09900	TAPPING SCREW TYPE 1 FIX RAD GRILLE (FROM OCT-68)	3	VAN		
	9	08913-41210	TAPPING SCREW TYPE 2 FIX RAD GRILLE (FROM OCT-68)	6	50 VAN		
	10	08915-43410	WASHER-PLAIN NO FIX RAD GRILLE (FROM OCT-68)	9	50 VAN		
	11	26041-18000	RIM-HEAD LAMP RH (TO C/S VS10-64700)	1	1 V, VT		
	12	26041-25700	RIM-HEAD LAMP RH (FROM C/S VS10-66701 TO SEE FIG 69)	1	1 VAN	N	
	13	26041-25701	RIM-HEAD LAMP RH (FROM SEE FIG 69)	1	1 VAN	N	

S	KEY NO.	PART NO.	PART NAME	QTY	SALES UNIT	MODEL	ICA
	14	26042-18000	RIM-HEAD LAMP LH (TO VS10-64700)	1	1 V, VT		
	15	26042-25700	RIM-HEAD LAMP LH (FROM C/S VS10-66701 TO SEE FIG 69)	1	1 VAN	N	
	16	26042-25701	RIM-HEAD LAMP LH (FROM SEE FIG 69)	1	1 VAN	N	
	17	08933-41020	SCREEN-TAPPING FIXING HEAD LAMP RIM	6	50 VAN		
	18	08964-10440	NUT-SPRING FIXING HEAD LAMP RIM	6	50 VAN		
	19	62311-18025	SET-EMBLEM, RADIATOR GRILLE	1	2 VAN		
	20	62311-27726	KIT-ORNAMENT, (D) (FROM C/S VS10-66701)	1	1 VAN	N	
	21	62311-27725	KIT-ORNAMENT, (S) (FROM C/S VS10-66701)	1	1 OP. VAN		
	22	08915-43410	WASHER-PLAIN FIXING EMBLEM	2	50 VAN		
	23	08915-13410	WASHER-LOCK FIXING EMBLEM	2	50 VAN		
	24	08911-10410	NUT FIXING EMBLEM	2	50 VAN		
	25	62651-18001	BUMPER-FRONT R.H.	1	2 STANDARD		
	26	62651-27700	BUMPER-FRONT RH FOR FOG LAMP	1	1 OP STANDARD		
	27	62651-18201	BUMPER-FRONT RH FOR OVERRIDER	1	1 DELUXE		
	28	62651-18200	BUMPER-FRONT RH FOR OVERRIDER	1	2 DELUXE	Y	
	29	62651-27701	BUMPER-FRONT RH FOR FOG LAMP	1	1 OP DELUXE		
	30	62652-18001	BUMPER-FRONT L.H.	1	2 STANDARD		
	31	62652-27700	BUMPER-FRONT LH FOR FOG LAMP	1	1 OP STANDARD		

S	KEY NO.	PART NO.	PART NAME	QTY	SALES UNIT	MODEL	ICA
•	32	62652-18201	BUMPER=FRONT LH FOR OVERRIDE	1	1	DELUXE	
	33	62652-18200	BUMPER=FRONT LH FOR OVERRIDE	1	2	DELUXE	Y
	34	62652-27701	BUMPER=FRONT LH FOR FUG LAMP	1	2	OP DELUXE	
•	35	62653-18001	CONNECTOR=FRONT BUMPER	1	1	VAN	
	36	62653-27700	CONNECTOR=FRONT BUMPER	1	1	VAN	Y
	37	62663-18000	BOLT=BUMPER	4	50	VAN	
	38	08915-43610	WASHER=PLAIN FIXING BU MPER R.H.&L.H.	8	50	VAN	
	39	08915-13610	WASHER=LOCK FIXING BUM PER R.H.&L.H.	8	50	VAN	
	40	08911-10610	NUT FIXING BUMPER RH & LH	8	50	VAN	
	41	62670-18200	OVERRIDE=FRONT BUMPER R.H.	1	1	DELUXE	
	42	62671-18200	OVERRIDE=FRONT BUMPER L.H.	1	1	DELUXE	
	43	62654-18000	BRACKET=LICENCE PLATE	1	1	VAN	
	44	06110-61610	BOLT FIXING OVERRIDE	4	50	DELUXE	
	45	08915-13610	WASHER=LOCK FIXING OVE RRIDER	4	50	DELUXE	
	46	08915-43610	WASHER=PLAIN FIXING OV ERRIDER	4	50	DELUXE	
	47	62665-18001	BRACKET=FRONT BUMPER S IDE R.H.	1	1	VAN	
	48	62666-18001	BRACKET=FRONT BUMPER S IDE L.H.	1	1	VAN	
	49	62671-18000	WASHER=RUBBER FIXING B UMPER SIDE	2	10	VAN	
	50	08110-63010	BOLT FIXING BUMPER SID E	2	50	VAN	

M-1283

S	KEY NO.	PART NO.	PART NAME	QTY	SALES UNIT	MODEL	ICA
	51	08915-43610	WASHER=PLAIN FIXING BU MPER SIDE	2	50	VAN	
	52	03915-13610	WASHER=LOCK FIXING BUM PER SIDE	2	50	VAN	
	53	08911-10610	NUT FIXING BUMPER SIDE	2	50	VAN	
	54	62655-18001	STAY=FRONT BUMPER R.H.	1	1	VAN	
	55	62656-18001	STAY=FRONT BUMPER L.H.	1	1	VAN	
	56	62663-18000	BOLT=BUMPER FIXING BUM PER TO STAY	4	50	VAN	
	57	08915-43510	WASHER=PLAIN FIXING BU MPER TO STAY	4	50	VAN	
	58	08915-13610	WASHER=LOCK FIXING BUM PER TO STAY	4	50	VAN	
	59	08911-10610	NUT FIXING BUMPER TO S TAY	4	50	VAN	
	60	08113-02010	BOLT FIXING STAY TO ME MBER	4	50	VAN	
	61	08915-13610	WASHER=LOCK FIXING STA Y TO MEMBER	4	50	VAN	
	62	08915-53610	WASHER=PLAIN FIXING ST AY TO MEMBER	4	50	VAN	
	63	62610-18000	COVER=UNDER FIXING STA Y TO MEMBER	1	1	VAN	
	64	08110-61210	BOLT FIXING UNDER COVE R	4	50	VAN	
	65	08915-13610	WASHER=LOCK FIXING UND ER COVER	4	50	VAN	
	66	76872-18300	MOULDING=ROOF DRIP R.H.	1	1	DELUXE	
	67	76873-18300	MOULDING=ROOF DRIP L.H.	1	1	DELUXE	
	68	76871-18200	CLIP=ROOF DRIP MOULDIN G	12	10	DELUXE	

S	KEY NO.	PART NO.	PART NAME	QTY	SALES UNIT	MODEL	ICA
	69	76881-18200	MOULDING-BODY SIDE SILL	2	1	VAN	
	70	76883-18200	CLIP-BODY SIDE SILL MOULDING	10	10	VAN	
	71	76882-18201	CLIP-BODY SIDE SILL MOULDING	10	10	VAN	Y
	72	76883-18200	CAP-BODY SIDE SILL MOULDING CLIP	10	10	VAN	
	73	96301-18001	ASSY-BACK MIRROR, OUTSIDE R.H.	1	1	VAN	
	74	96302-18001	ASSY-BACK MIRROR, OUTSIDE L.H.	1	1	VAN	
	75	63822-18000	MUD GUARD-FRONT FENDER	2	1	VAN	
	76	63822-00100	MUD GUARD-FRONT FENDER	2	1	VAN	Y
	77	63824-18000	BRACKET-MUD GUARD R.H.	1	1	VAN	
	78	63825-18000	BRACKET-MUD GUARD L.H.	1	1	VAN	
	79	63826-18000	WASHER-MUD GUARD	6	6	VAN	
	80	08913-41210	SCREW-TAPPING FIXING MUD GUARD TO BRACKET	6	50	VAN	
	81	08915-13410	WASHER-LOCK FIXING MUD GUARD TO BRACKET	6	50	VAN	
	82	08915-43610	WASHER-PLAIN FIXING MUD GUARD	4	50	VAN	
	83	08915-13410	WASHER-LOCK FIXING MUD GUARD	4	50	VAN	
	84	08110-61210	BOLT FIXING MUD GUARD	4	50	VAN	
	85	63841-20900	EMBLEM-"BAYSUN" FRONT FENDER	2	2	VAN	
	86	63841-13025	EMBLEM-"SUNNY" FRONT FENDER	2	2	OP VAN	
	87	63849-18000	CLIP-TUBULAR	6	50	VAN	

S	KEY NO.	PART NO.	PART NAME	QTY	SALES UNIT	MODEL	ICA
	88	63843-18225	BADGE-"DELUXE", FRONT FENDER	2	2	DELUXE	
	89	63849-18000	CLIP-TUBULAR	4	50	DELUXE	
	90	72613-20900	GLASS-WINDSHIELD (TOUGH ENO)	1	1	VAN	
	91	72613-18000	GLASS-WINDSHIELD (TEMPERED T5, 0)	1	1	VAN	
	92	72613-H0100	GLASS-WINDSHIELD (ZONED TEMPERED T5, 0)	1	1	VAN	Y
	93	72613-20901	GLASS-WINDSHIELD (TOUGH ENO ANTI-SUN)	1	1	VAN	
	94	72613-18200	GLASS-WINDSHIELD (TEMPERED ANTI-SUN T5, 0)	1	1	STANDARD	
	95	72613-H0101	GLASS-WINDSHIELD (ZONED TEMPERED ANTI-SUN T5)	1	1	STANDARD	Y
	96	72610-20900	WEATHERSTRIP-WINDSHIELD	1	1	VAN	
	97	72610-18200	SET-MOULDING, WINDSHIELD	1	1	DELUXE	
	98	72611-18200	MOULDING-WINDSHIELD TOP	1	1	DELUXE	
	99	72612-18200	MOULDING-WINDSHIELD SIDE R.H.	1	1	DELUXE	
	100	72613-18200	MOULDING-WINDSHIELD SIDE L.H.	1	1	DELUXE	
	101	72615-18200	CORNER-MOULDING R.H.	1	10	DELUXE	
	102	72616-18200	CORNER-MOULDING L.H.	1	1	DELUXE	
	103	72614-13600	CLIP-MOULDING	1	20	DELUXE	

S	KEY NO.	PART NO.	PART NAME	QTY	SALES UNIT	MODEL	ICA
•	16	63100-19930	ASSY=FENDER FRONT RH	1	1 VAN	Y	
	17	63100-19933	ASSY=FENDER FRONT RH	1	2 VAN	Y	
•	18	63100-00200	ASSY=FENDER FRONT RH (FROM JULY-69)	1	2 VAN	N	
	19	63100-00225	ASSY=FENDER FRONT RH	1	2 VAN	Y	
•	20	63101-18030	ASSY=FENDER FRONT LH	1	2 VAN	Y	
•	21	63101-20930	ASSY=FENDER FRONT LH (TO SEP-67)	1	2 VAN	Y	
	22	63101-20933	ASSY=FENDER FRONT LH (TO SEP-67)	1	2 VAN	Y	
•	23	63101-19431	ASSY=FENDER FRONT LH (FROM OCT-67)	1	1 VAN R DRIVE	N	
•	24	63101-27732	ASSY=FENDER FRONT LH (FROM OCT-67)	1	1 VAN L DRIVE	N	
•	25	63101-19930	ASSY=FENDER FRONT LH	1	1 VAN	Y	
	26	63101-19933	ASSY=FENDER FRONT LH	1	2 VAN	Y	
•	27	63101-00200	ASSY=FENDER FRONT LH (FROM JULY-69)	1	2 VAN	N	
	28	63101-00225	ASSY=FENDER FRONT LH	1	2 VAN	Y	
	29	08310-61610	SCREW FIXING FRONT FENDER	10	50 VAN		
	30	08110-61610	BOLT FIXING FRONT FENDER	6	50 VAN		
	31	08911-10610	NUT FIXING FRONT FENDER	4	50 VAN		
	32	00915-13610	WASHER-LOCK FIXING FRONT FENDER	16	50 VAN		
	33	08915-43610	WASHER-PLAIN FIXING FRONT FENDER	16	50 VAN		
	34	63810-12000	SEAL=FRONT FENDER	2	5 VAN		
	35	65137-18001	BUMPER=HOOD FRONT	2	10 VAN		

S	KEY NO.	PART NO.	PART NAME	QTY	SALES UNIT	MODEL	ICA
	36	65138-18000	BUMPER=HOOD REAR	2	10 VAN		
•	37	65810-27700	BUMPER=HOOD (NOT ADOPTED)	4	1 VAN		
•	38	64100-18031	ASSY= PANEL, HOOD LEDGE R.H. (TO SEP-68)	1	1 VAN		
	39	64100-24900	ASSY= PANEL HOOD LEDGE RH (FROM OCT-68)	1	1 VAN R DRIVE	C	
	40	64100-H0100	ASSY= PANEL HOOD LEDGE RH (FROM OCT-68)	1	1 VAN L DRIVE	N	
•	41	64101-18031	ASSY= PANEL, HOOD LEDGE L.H. (TO SEP-68)	1	1 VAN		
	42	64101-24900	ASSY= PANEL HOOD LEDGE LH (FROM OCT-68)	1	1 VAN R DRIVE	N	
	43	64101-H0100	ASSY= PANEL HOOD LEDGE LH (FROM OCT-68)	1	1 VAN L DRIVE	N	
	44	74942-09500	PLUG=RUBBER 21	1	10 V		
•	45	64801-18002	SCREEN=HOOD LEDGE R.H.	1	1 VAN		
	46	64801-18003	SCREEN=HOOD LEDGE R.H.	1	1 VAN	Y	
•	47	64802-18002	SCREEN=HOOD LEDGE L.H.	1	1 VAN		
	48	64802-18003	SCREEN=HOOD LEDGE L.H.	1	1 VAN	Y	
	49	00680-41610	RIVET FIXING HOOD LEDGE SCREEN	12	50 VAN		
	50	08915-43510	WASHER-PLAIN FIXING HOOD LEDGE SCREEN	12	50 VAN		
	51	64803-18000	FASTENER=NYLON	14	10 VAN	Y	
	52	65100-18030	ASSY= PANEL, HOOD	1	1 VAN R DRIVE		
	53	65100-24900	ASSY= PANEL, HOOD	1	1 VAN L DRIVE		
	54	65510-18001	ROD=HOOD SUPPORT	1	1 VAN		
	55	65715-12601	SPRING=HOOD SUPPORT	1	10 VAN		

K8

FIG 70

NISSAN MOTOR CO., LTD.

S	KEY NO.	PART NO.	PART NAME	QTY	SALES UNIT	MODEL	ICA
	56	08915-13610	WASHER=PLAIN	2	90 VAN		
	57	00921-01310	PIN=COTTER	1	90 VAN		
•	58	65401-18000	ASSY=HINGE, HOOD	2	1 VAN		
•	59	65401-H0100	ASSY=HINGE	2	1 VAN	Y	
	60	65401-H0101	ASSY=HINGE HOOD	2	VAN		Y
	61	65409-18000	PIN=HOOD HINGE	2	10 VAN		
	62	08110-61210	BOLT=FIXING HINGE TO HOOD	4	90 VAN		
	63	08915-13610	WASHER=LOCK FIXING HINGE TO HOOD	4	90 VAN		
	64	08915-43610	WASHER=PLAIN FIXING HINGE TO HOOD	4	90 VAN		
	65	65433-18000	SEAL=HOOD HINGE	2	10 VAN		
	66	66801-18001	GRILLE=COWL TOP	1	1 VAN		
	67	08930-41220	SCREW(FIXING COWL TOP GRILLE)	4	90 VAN		
	68	67011-18000	ASSY=GRONMET, STEERING POST	1	1 VAN		
	69	08513-51010	SCREW(FIXING STEERING POST GRONMET)	4	90 VAN		
	70	27363-18001	GRONMET=HEATER HOSE	2	9 VAN		
	71	27363-01300	GRONMET=ANTENNA CABLE	1	10 VAN		
	72	24250-08994	GRONMET=ANTENNA CABLE	1	10 VAN	N	
	73	27428-14800	GRONMET=WASHER TUBE	1	10 VAN		
	74	00951-20600	GRONMET=BRAKE TUBE & FUEL TUBE	3	10 VAN		
	75	08951-10400	GRONMET=CHOKE WIRE	1	90 VAN		
	76	66300-18030	ASSY=ANEL, COWL TOP	1	1 VAN		
•	77	67100-18030	ASSY=ANEL, DASH	1	1 VAN R DRIVE		

70 - 4

REVISED: DECEMBER, 1970

Printed in Japan

NISSAN MOTOR CO., LTD.

FIG 70

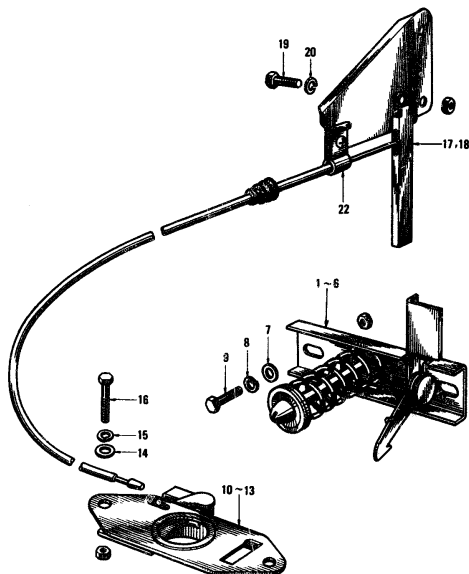
S	KEY NO.	PART NO.	PART NAME	QTY	SALES UNIT	MODEL	ICA
	78	67100-27700	ASSY=ANEL, DASH (TO SEP-68)	1	1 VAN R DRIVE	Y	
	79	67100-H0100	ASSY=ANEL, DASH (FROM OCT-68)	1	1 VAN R DRIVE	N	
	80	67100-24900	ASSY=ANEL, DASH	1	VAN L DRIVE		
	81	67100-27702	ASSY=ANEL, DASH	1	1 VAN L DRIVE	Y	

70 - 5

REVISED: DECEMBER, 1970

Printed in Japan

HOOD LOCK CONTROL (VAN)



S	KEY NO.	PART NO.	PART NAME	QTY	SALES UNIT	MODEL	ICA
---	---------	----------	-----------	-----	------------	-------	-----

HOOD LOCK CONTROL (VAN)

1	65601-18000	ASSY-MALE, HOOD LOCK (TO C/9VB10-11833)	1	1	VAN R DRIVE
2	65601-18001	ASSY-MALE, HOOD LOCK (FROM C/9VB10-11834)	1	1	VAN R DRIVE
3	65601-18002	ASSY-MALE, HOOD LOCK	1		VAN R DRIVE
4	65601-24900	ASSY-MALE, HOOD LOCK (TO C/9VLB10-117954)	1	1	VAN L DRIVE
5	65601-24901	ASSY-MALE, HOOD LOCK (FROM C/9VLB10-117955)	1	1	VAN L DRIVE
6	65601-24902	ASSY-MALE HOOD LOCK	1		VAN L DRIVE
7	08915-43610	WASHER-PLAIN FIXING HOOD LOCK MALE	2	50	VAN
8	08915-13610	WASHER-LOCK FIXING HOOD LOCK MALE	2	50	VAN
9	08110-61210	BOLT FIXING HOOD LOCK MALE	2	50	VAN
10	65610-18000	ASSY-FEMALE, HOOD LOCK (TO C/9VB10-11833)	1	1	VAN R DRIVE
11	65610-21000	ASSY-FEMALE, HOOD LOCK (FROM C/9VB10-11834)	1	1	VAN R DRIVE
12	65610-24900	ASSY-FEMALE, HOOD LOCK (TO C/9VLB10-117954)	1	1	VAN L DRIVE
13	65610-21400	ASSY-FEMALE, HOOD LOCK (FROM C/9VLB10-117954)	1	1	VAN L DRIVE
14	08915-43610	WASHER-PLAIN FIXING HOOD LOCK FEMALE	2	50	VAN
15	08915-13610	WASHER-LOCK FIXING HOOD LOCK FEMALE	2	50	VAN

K10

FIG 71

NISSAN MOTOR CO., LTD.

S	KEY NO.	PART NO.	PART NAME	QTY	SALES UNIT	MODEL	ICA
	16	08110-61210	BOLT FIXING HOOD LOCK FEMALE	2	50	VAN	
	17	69710-18000	ASSY-CONTROL, HOOD LOCK	1	1	VAN R DRIV E	
	18	69710-24900	ASSY-CONTROL, HOOD LOCK	1	1	VAN L DRIV E	
	19	08360-51010	SCREW FIXING HOOD LOCK CONTROL	2	50	VAN	
	20	08915-13510	WASHER-LOCK FIXING HOOD LOCK CONTROL	2	50	VAN	
	21	08330-40620	SCREW FIXING HOOD LOCK CONTROL	2	50	VAN	
	22	69714-18090	CLAMP-WIRE, HOOD LOCK C ONTROL	1	10	VAN	

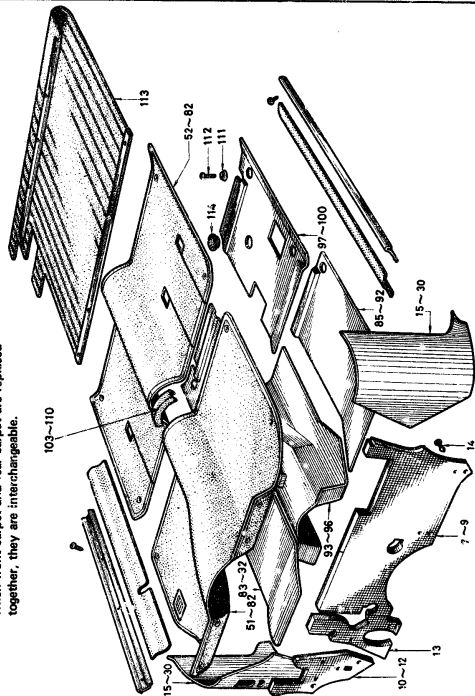
M-1082

REVISED: MARCH, 1971

71- - 2

Printed in Japan

FRONT TRIMMING(VAN)



Note: Key No. 69 thru 82
When front carpet and rear carpet are replaced
together, they are interchangeable.

S	KEY NO.	PART NO.	PART NAME	QTY	SALES UNIT	MODEL	ICA
---	---------	----------	-----------	-----	------------	-------	-----

FRONT TRIMMING(VAN)

1	66901-18001	ASSY-AIR VENTILATOR	1		VAN
2	66503-18001	ASSY-LID-AIR VENTILATOR	1		VAN
3	66505-18001	SPRING-AIR VENTILATOR	1		VAN
4	66507-18000	PIN-AIR VENTILATOR	1	10	VAN
5	08310-51610	SCREW FIXING AIR VENTILATOR	3	30	VAN
6	08915-43510	WASHER-PLAIN FIXING AIR VENTILATOR	3	30	VAN
7	67900-18001	ASSY-INSULATOR,DASH(L,H.)	1	1	V
8	67900-20900	ASSY-INSULATOR,DASH(L,H.)	1	1	VT
9	67900-24900	ASSY-INSULATOR,DASH(L,H.)	1	1	VLT
10	67901-18000	ASSY-INSULATOR,DASH(R,H.)	1	1	VAN R DRIVE
11	67900-27700	ASSY-INSULATOR DASH RH	1	1	VAN R DIVE
12	67901-24900	ASSY-INSULATOR,DASH(R,H.)	1	1	VAN L DRIVE
13	67902-18000	ASSY-INSULATOR,DASH CENTER	1	1	VAN
14	67903-08700	FASTENER=INSULATOR	10	50	VAN
15	64900-18201	TRIMMING-DASH SIDE(GRAY)(R,H.)(TO SEP.,'67)	1	1	VAN R DRIVE
16	64900-24900	TRIMMING-DASH SIDE(GRAY)(R,H.)(TO SEP.,'67)	1	1	VAN L DRIVE

S	KEY NO.	PART NO.	PART NAME	QTY	SALES UNIT	MODEL	ICA
17	66901-18201	TRIMMING-DASH SIDE (GRAY) (L, H, (FROM OCT. = '67))	1	1	VAN R DRIV E		
18	66901-24900	TRIMMING-DASH SIDE (GRAY) (L, H, (FROM OCT. = '67))	1	1	VAN L DRIV E		
19	66900-27700	TRIMMING-DASH SIDE (RED) (R, H, (FROM OCT. = '67))	1	1	VAN R DRIV E		
20	66900-27701	TRIMMING-DASH SIDE (RED) (L, H, (FROM OCT. = '67))	1	1	VAN R DRIV E		
21	66900-27702	TRIMMING-DASH SIDE (RED) (R, H, (FROM OCT. = '67))	1	1	VAN L DRIV E		
22	66900-27703	TRIMMING-DASH SIDE (RED) (L, H, (FROM OCT. = '67))	1	1	VAN L DRIV E		
23	66900-27705	TRIMMING-DASH SIDE (BLUE) (R, H, (FROM OCT. = '67))	1	1	VAN R DRIV E		
24	66901-27705	TRIMMING-DASH SIDE (BLUE) (L, H, (FROM OCT. = '67))	1	1	VAN R DRIV E		
25	66900-27707	TRIMMING-DASH SIDE (BLUE) (R, H, (FROM OCT. = '67))	1	1	VAN L DRIV E		
26	66901-27707	TRIMMING-DASH SIDE (BLUE) (L, H, (FROM OCT. = '67))	1	1	VAN L DRIV E		
27	66900-27704	TRIMMING-DASH SIDE (BLACK) (R, H, (FROM OCT. = '67))	1	1	VAN R DRIV E		
28	66901-27704	TRIMMING-DASH SIDE (BLACK) (L, H, (FROM OCT. = '67))	1	1	VAN R DRIV E		
29	66900-27706	TRIMMING-DASH SIDE (BLACK) (R, H, (FROM OCT. = '67))	1	1	VAN L DRIV E		
30	66901-27706	TRIMMING-DASH SIDE (BLACK) (L, H, (FROM OCT. = '67))	1	1	VAN L DRIV E		
31	74902-18001	HAT=FLOOR, FRONT (BLUE) (TO SEP. = '67)	1	1	V STD.		
32	74907-18001	HAT=FLOOR, REAR (BLUE) (TO SEP. = '67)	1	1	V STD.		
33	74902-20900	HAT=FLOOR, FRONT (RED) (TO SEP. = '67)	1	1	VT STD.		

S	KEY NO.	PART NO.	PART NAME	QTY	SALES UNIT	MODEL	ICA
34	74907-20900	HAT=FLOOR, REAR (RED) (TO SEP. = '67)	1	1	VT STD.		
35	74902-20901	HAT=FLOOR, FRONT (BLUE) (TO SEP. = '67)	1	1	VT STD.		
36	74907-20901	HAT=FLOOR, REAR (BLUE) (TO SEP. = '67)	1	1	VT STD.		
37	74602-24900	HAT=FLOOR, FRONT (RED) (TO SEP. = '67)	1	1	VLT STD.		
38	74907-24900	HAT=FLOOR, REAR (RED) (TO SEP. = '67)	1	1	VLT STD.		
39	74902-24901	HAT=FLOOR, FRONT (BLUE) (TO SEP. = '67)	1	1	VLT STD.		
40	74907-24901	HAT=FLOOR, REAR (BLUE) (TO SEP. = '67)	1	1	VLT STD.		
41	74903-27700	HAT=FLOOR, FRONT (RED) (FROM OCT. = '67)	1	1	V STD.		
42	74903-27701	HAT=FLOOR, FRONT (BLUE) (FROM OCT. = '67)	1	1	V STD.		
43	74903-27704	HAT=FLOOR, FRONT (RED) (FROM OCT. = '67)	1	1	VT STD.		
44	74903-27705	HAT=FLOOR, FRONT (BLUE) (FROM OCT. = '67)	1	1	VT STD.		
45	74908-27700	HAT=FLOOR, REAR (RED) (FROM OCT. = '67)	1	1	VT STD.		
46	74908-27701	HAT=FLOOR, REAR (BLUE) (FROM OCT. = '67)	1	1	VT STD.		
47	74903-27706	HAT=FLOOR, FRONT (RED) (FROM OCT. = '67)	1	1	VLT STD.		
48	74903-27709	HAT=FLOOR, FRONT (BLUE) (FROM OCT. = '67)	1	1	VLT STD.		
49	74908-27704	HAT=FLOOR, REAR (RED) (FROM OCT. = '67)	1	1	VLT STD.		
50	74908-27705	HAT=FLOOR, REAR (BLUE) (FROM OCT. = '67)	1	1	VLT STD.		

S	KEY NO.	PART NO.	PART NAME	QTY	SALES UNIT	MODEL	ICA
51	74902-18202	CARPET-FLOOR, FRONT (RED) (TO SEP.-'67)	1		V DX		
52	74907-18202	CARPET-FLOOR, REAR (RED) (TO SEP-'68)	1		V DX		
53	74902-18203	CARPET-FLOOR, FRONT (BLACK) (TO SEP.-'67)	1		V DX		
54	74907-18203	CARPET-FLOOR, REAR (BLACK) (TO SEP-'68)	1		V DX		
55	74902-20920	CARPET-FLOOR, FRONT (RED) (TO SEP.-'67)	1		1 VT DX		
56	74907-20920	CARPET-FLOOR, REAR (RED) (TO SEP-'68)	1		1 VT DX		
57	74902-20921	CARPET-FLOOR, FRONT (BLACK) (TO SEP.-'67)	1		1 VT DX		
58	74907-20921	CARPET-FLOOR, REAR (BLACK) (TO SEP-'68)	1		1 VT DX		
59	74902-24920	CARPET-FLOOR, FRONT (RED) (TO SEP.-'67)	1		1 VLT DX		
60	74907-24920	CARPET-FLOOR, REAR (RED) (TO SEP-'68)	1		1 VLT DX		
61	74902-24921	CARPET-FLOOR, FRONT (BLACK) (TO SEP.-'67)	1		1 VLT DX		
62	74907-24921	CARPET-FLOOR, REAR (BLACK) (TO SEP-'68)	1		1 VLT DX		
63	74902-27700	CARPET-FLOOR, FRONT (RED) (FROM OCT-'67 TO SEP-'68)	1		1 V DX		
64	74902-27701	CARPET-FLOOR, FRONT (BLACK) (FROM OCT-'67 TO SEP-'68)	1		1 V DX		
65	74902-27704	CARPET-FLOOR, FRONT (RED) (FROM OCT-'67 TO SEP-'68)	1		1 VT DX		
66	74902-27705	CARPET-FLOOR, FRONT (BLACK) (FROM OCT-'67 TO SEP-'68)	1		1 VT DX		

S	KEY NO.	PART NO.	PART NAME	QTY	SALES UNIT	MODEL	ICA
67	74902-27706	CARPET-FLOOR, FRONT (RED) (FROM OCT-'67 TO SEP-'68)	1		1 VLT DX		
68	74902-27709	CARPET-FLOOR, FRONT (BLACK) (FROM OCT-'67 TO SEP-'68)	1		1 VLT DX		
69	74902-110100	CARPET-FLOOR FRONT (RED) (FROM OCT-'68)	1		1 V DX		C
70	74902-110101	CARPET-FLOOR FRONT (BLACK) (FROM OCT-'68)	1		1 V DX		C
71	74907-110100	CARPET-FLOOR REAR (RED) (FROM OCT-'68)	1		1 V & VT DX		C
72	74907-110101	CARPET-FLOOR REAR (BLACK) (FROM OCT-'68)	1		1 V & VT DX		C
73	74902-110500	CARPET-FLOOR FRONT (RED) (FROM OCT-'68)	1		1 VT DX		C
74	74902-110501	CARPET-FLOOR FRONT (BLACK) (FROM OCT-'68)	1		1 VT DX		C
75	74907-110500	CARPET-FLOOR REAR (RED) (FROM OCT-'68)	1		1 VT DX		C
76	74907-110501	CARPET-FLOOR REAR (BLACK) (FROM OCT-'68)	1		1 VT DX		C
77	74902-110502	CARPET-FLOOR FRONT (RED) (FROM OCT-'68)	1		1 VLT DX		C
78	74902-110503	CARPET-FLOOR FRONT (BLACK) (FROM OCT-'68)	1		1 VLT DX		C
79	74907-110502	CARPET-FLOOR REAR (RED) (FROM OCT-'68)	1		1 VLT DX		C
80	74907-110504	CARPET-FLOOR REAR RED	1		1 VLT DX		V
81	74907-110503	CARPET-FLOOR REAR (BLACK) (FROM OCT-'68)	1		1 VLT DX		C
82	74907-110505	CARPET-FLOOR REAR BLACK	1		1 VLT DX		V
83	74919-27702	HAT-FRONT PIVAL (FROM OCT-'67) (NOT FOR SALE)	1		YAN H DRIVE		E

S	KEY NO.	PART NO.	PART NAME	QTY	SALES UNIT	MODEL	ICA
•	84	74919-27701	MAT-FOOT PEDAL (FROM OCT-67) (NOT FOR SALE)	1		VAN L DRIV E	
•	85	74931-18000	INSULATOR-FRONT FLOOR (TO SEP-67)	2		VAN 3 SPEED	
	86	74931-18196	INSULATOR-FRONT FLOOR (TO SEP-67)	2	1	VAN 3 SPEED	Y
	87	74931-27700	INSULATOR-FRONT FLOOR R.H. (FROM OCT-'67)	1	1	VAN 3 SPEED	N
•	88	74931-18000	INSULATOR-FRONT FLOOR L.H. (FROM OCT-67)	1		VAN 3 SPEED	N
	89	74931-18196	INSULATOR-FRONT FLOOR L.H. (FROM OCT-67)	1	1	VAN 3 SPEED	Y
•	90	74931-18096	INSULATOR-FRONT FLOOR (TO SEP-67)	2		VAN 4 SPEED	
	91	74931-27701	INSULATOR-FRONT FLOOR R.H. (FROM OCT-'67)	1	1	VAN 4 SPEED	N
	92	74932-27702	INSULATOR-FRONT FLOOR L.H. (FROM OCT-'67)	1	1	VAN 4 SPEED	N
•	93	74933-18000	INSULATOR-TUNNEL FRONT	1		V	
	94	74933-18197	INSULATOR-TUNNEL FRONT	1	1	VAN	Y
	95	74933-20900	INSULATOR-TUNNEL FRONT	1		VT	
	96	74933-2490J	INSULATOR-TUNNEL FRONT	1	1	VLT	
•	97	74934-18000	INSULATOR-REAR FLOOR	2		3 SPEED	
	98	74934-18196	INSULATOR-REAR FLOOR	2	1	3 SPEED	Y
•	99	74934-18096	INSULATOR-REAR FLOOR	2		4 SPEED	
	100	74934-20900	INSULATOR-REAR FLOOR	2	1	4 SPEED	
•	101	74936-18000	INSULATOR-REAR SEAT	1		3 SPEED	
	102	74936-18198	INSULATOR-REAR SEAT	1	1	3 SPEED	Y
	103	74913-18201	COVER-CROSS MEMBER (BROWN) (TO SEP-68)	1		VAN STD,	

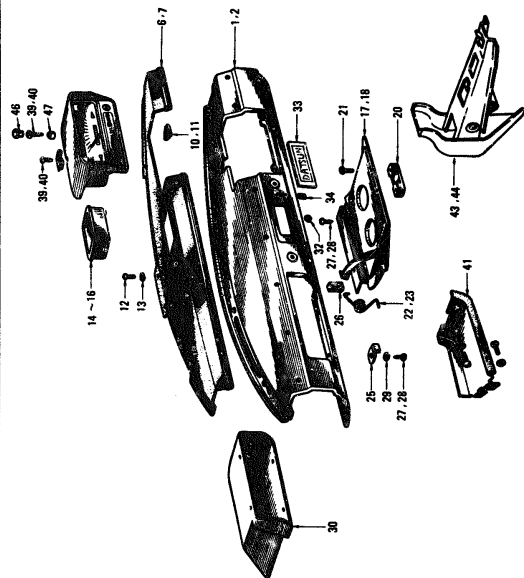
S	KEY NO.	PART NO.	PART NAME	QTY	SALES UNIT	MODEL	ICA
	104	74913-18202	COVER-CROSS MEMBER (RED) (TO SEP-68)	1	1	VAN STD	
	105	74913-18200	COVER-CROSS MEMBER (BLUE) (TO SEP-68)	1	5	VAN UX	
	106	74913-18201	COVER-CROSS MEMBER (BROWN) (TO SEP-68)	1	1	VAN UX	
	107	74913-18202	COVER-CROSS MEMBER (RED) (TO SEP-68)	1	1	VAN UX	
	108	74913-18203	COVER-CROSS MEMBER (BLACK) (FROM SEE FIG TO SEP-68)	1	1	VAN UX	
	109	74913-18202	COVER-CROSS MEMBER (RED) (FROM OCT-68)	1	1	VAN	Y
	110	74913-18203	COVER-CROSS MEMBER (BLACK) (FROM OCT-68)	1	1	VAN	Y
	111	74933-30000	FASTENER	6	10	VAN	
	112	0R530-71010	SCREW	6	50	VAN	
	113	74960-18300	MAT-REAR FLOOR	1	1	VAN	
	114	74942-04100	PLUG-RUBBER	8	50	VAN	
	115	74942-10900	PLUG 2"	2	1	V	
	116	74942-09500	PLUG-RUBBER	1	10	V	

K15

FIG 73-1

NISSAN MOTOR CO., LTD.

INSTRUMENT PANEL FITTING(VAN R DRIVE)



M-1009

REVISED: DECEMBER, 1970

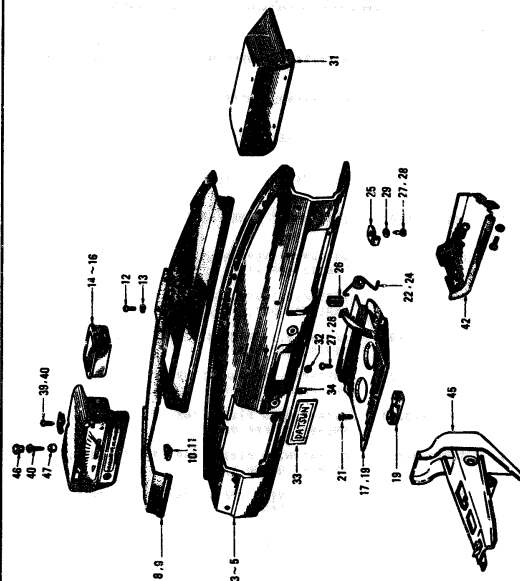
-F73-1-

Printed in Japan

NISSAN MOTOR CO., LTD.

FIG 73-2

INSTRUMENT PANEL FITTING(VAN L DRIVE)



REVISED: DECEMBER, 1970

-F73-2-

Printed in Japan

S	KEY NO.	PART NO.	PART NAME	QTY	SALES UNIT	MODEL	ICA
INSTRUMENT PANEL FITTING(VAN)							
	1	66100-18030	ASSY-PANEL, INSTRUMENT	1	1	VAN R DRIVE	
	2	66100-27700	ASSY-PANEL, INSTRUMENT	1	1	VAN R DRIVE	Y
•	3	66100-24900	ASSY-PANEL, INSTRUMENT	1	1	VAN L DRIVE	
	4	66100-27701	ASSY-PANEL, INSTRUMENT	1	1	VAN L DRIVE	Y
	5	66100-19900	INSTRUMENT PANEL ASSY	1		VAN L DRIVE	
	6	66910-18200	ASSY-PAD, INSTRUMENT UPPER (TO SEP, -'67)	1	1	VAN R DRIVE	
	7	66910-27702	ASSY-PAD, INSTRUMENT UPPER (FROM OCT, -'67)	1	1	VAN R DRIVE	N
	8	66910-24920	ASSY-PAD, INSTRUMENT UPPER (TO SEP, -'67)	1	1	VAN L DRIVE	
	9	66910-27701	ASSY-PAD, INSTRUMENT UPPER (FROM OCT, -'67)	1	1	VAN L DRIVE	N
•	10	66910-18200	CLIP-FINISH FIXING INSTRUMENT UPPER PAD	7	10	DELUXE	
	11	66910-69900	CLIP-FINISH FIXING INSTRUMENT UPPER PAD	7	10	DELUXE	Y
	12	66910-71240	SCREW FIXING INSTRUMENT UPPER PAD	6	50	DELUXE	
	13	66915-43740	WASHER-PLAIN FIXING INSTRUMENT UPPER PAD	6	50	DELUXE	
•	14	66900-10600	ASSY-ASH TRAY	1	1	VAN	
•	15	66500-27700	ASSY-ASH TRAY	1	1	VAN	Y
	16	66500-27701	ASSY-ASH TRAY	1	1	VAN	Y

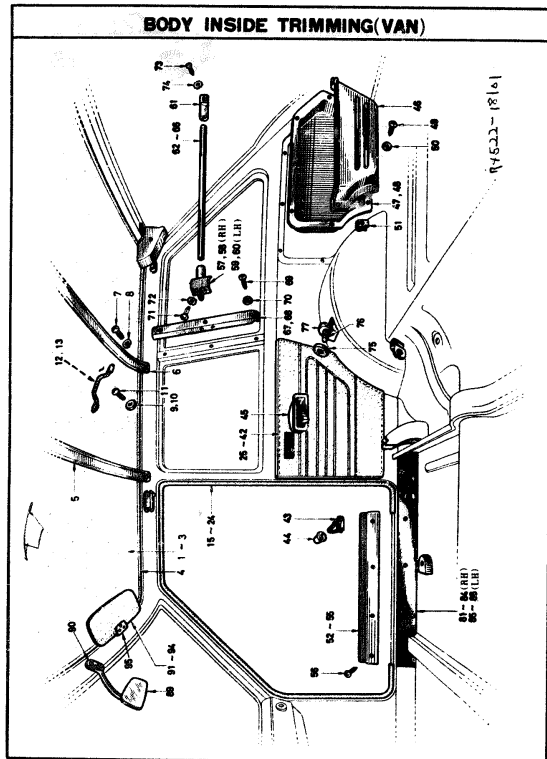
S	KEY NO.	PART NO.	PART NAME	QTY	SALES UNIT	MODEL	ICA
•	17	66600-18001	ASSY-LID, GLOVE BOX	1		VAN	
	18	66600-18002	ASSY-LID, GLOVE BOX (FROM C/S VB10-3045)	1	1	VAN R DRIVE	N
	19	66600-24900	ASSY-LID GLOVE BOX (FROM C/S VB10-3045)	1	1	VAN L DRIVE	N
	20	66607-18001	KNOB-GLOVE BOX LID	1	5	VAN	
	21	00310-40600	SCREW (FIXING GLOVE BOX LID KNOB)	2	50	VAN	
•	22	66610-18001	SPRING-GLOVE BOX LID	1		VAN	
	23	66610-18002	SPRING-GLOVE BOX LID	1	10	VAN R DRIVE	Y
	24	66610-24900	SPRING-GLOVE BOX LID	1	10	VAN L DRIVE	
	25	66643-18000	BUMPER-GLOVE BOX LID	2	10	VAN	
	26	66622-18000	BROMMET-LINK STOPPER	1	10	VAN	
	27	00510-41210	SCREW FIXING GLOVE BOX	2	50	VAN	
	28	00520-41210	SCREW FIXING GLOVE BOX	2	50	VAN	
	29	00915-43410	WASHER-PLAIN FIXING GLOVE BOX	2	50	VAN	
	30	66940-18002	ASSY-BOX, GLOVE	1	1	VAN R DRIVE	
	31	66940-24900	ASSY-BOX, GLOVE	1	1	VAN L DRIVE	
	32	66871-10600	PLUG-CIGARETTE LIGHTER HOLE	1	5	VAN STD.	
	33	66810-18000	MASK-RADIO APERTURE	1	1	VAN STD.	
	34	00918-11000	NUT-SPRUE FIXING	2	50	VAN STD.	
	35	66820-18000	FINISHER-DEFROSTER NOZ ZLF	2	5	VAN STD.	
	36	66820-18200	FINISHER-DEFROSTER NOZ ZLF	2	1	VAN	

NISSAN MOTOR CO., LTD.

S	KEY NO.	PART NO.	PART NAME	QTY	SALES UNIT	MODEL	ICA
	37	68920-18200	FINISHER=DEFROSTER NOZ ZLE R.H.	1	1	VAN DX	
	38	68921-18200	FINISHER=DEFROSTER NOZ ZLE L.H.	1	1	VAN DX	
	39	08530-41220	SCREW=FIXING COMBINED METER	1	50	VAN	
	40	08540-41242	SCREW=FIXING COMBINED METER	1	50	VAN	Y
	41	96800-18200	TRAY=PACKAGE	1	1	VAN R DRIV E	
	42	96800-24900	TRAY=PACKAGE	1	1	VAN L DRIV E	
	43	46570-18000	ASSY=BRACKET, PEDAL & STEERING POST (TO SEP- 68)	1	1	VAN R DRIV E	
	44	46570-18100	ASSY=BRACKET, PEDAL & STEERING POST (FROM OCT-68)	1	1	VAN R DRIVE	N
	45	46570-24900	ASSY=BRACKET, PEDAL & S TEERING POST	1	1	VAN L DRIV E	
	46	68981-27700	PLUG-INSTRUMENT PAD	1	10	VAN	
	47	25045-27700	SPACER	1	10	VAN	

III
N

BODY INSIDE TRIMMING(VAN)



S	KEY NO.	PART NO.	PART NAME	QTY	SALES UNIT	MODEL	ICA
---	---------	----------	-----------	-----	------------	-------	-----

BODY INSIDE TRIMMING (VAN)

• 1	73910-18100	ASSY=HEADLINING(TO SEP-67)	1	1	VAN	
• 2	73910-27000	ASSY=HEADLINING(FROM OCT-67)	1		VAN	N
3	73910-27001	ASSY=HEADLINING	1	1	VAN	Y
4	73961-18100	WELT=ROOF RAIL	1	1	VAN	
5	73951-18100	BOX=ROOF FRONT	1	1	VAN	
6	73952-18100	BOX=ROOF REAR	1	1	VAN	
7	08310-61020	SCREW FIXING ROOF BOX	4	50	VAN	
8	08015-13620	WASHER-LOCK FIXING ROOF BOX	4	50	VAN	
• 9	96750-13600	HANGER=COAT	2	5	VAN	
10	73945-H1000	HANGER=COAP	2	10	VAN	Y
11	00434-02910	SCREW FIXING COAT HANGER	2	50	VAN	
12	96700-18000	ASSY=ASSIST STRAP	2	1	VAN	N
13	73940-H1101	ASSY=ASSIST RAIL	2		VAN	Y
14	08330-61620	SCREW(FIXING ASSIST STRAP)	4	50	VAN	N
• 15	76921-18000	WELT=BODY SIDE (GRAY) (TO SEP-68)	2	1	VAN STD,	
16	76921-18003	WELT=BODY SIDE (GRAY) (TO SEP-68)	2	1	VAN STD,	Y
• 17	76921-18101	WELT=BODY SIDE (BLUE) (TO SEP-68)	2	1	VAN STD,	
18	76921-18004	WELT=BODY SIDE (BLUE) (TO SEP-68)	2	1	VAN STD,	Y

S KEY NO.	PART NO.	PART NAME	QTY	SALES UNIT	MODEL	ICA
• 19	76921-18100	MELT-BODY SIDE (RED) (TO SEP-68)	2		VAN DX	
20	76921-18001	MELT-BODY SIDE (RED) (TO SEP-68)	2	1	VAN DX	Y
• 21	76921-18300	MELT-BODY SIDE (BLACK) (TO SEP-68)	2	1	VAN DX	
22	76921-18002	MELT-BODY SIDE (BLACK) (TO SEP-68)	2	1	VAN DX	Y
23	76921-18001	MELT-BODY SIDE (RED) (FROM OCT-68)	2	1	VAN	Y
24	76921-18002	MELT-BODY SIDE (BLACK) (FROM OCT-68)	2	1	VAN	Y
25	76900-18102	ASSY-FINISH SIDE (RED) R.H. (TO SEP-68)	1	1	VAN STD.	
26	76900-18103	ASSY-FINISH SIDE (BLUE) RH (TO SEP-67)	1	1	VAN STD.	
27	76900-18105	ASSY-FINISH SIDE (BLUE)) RH (FROM OCT-67 TO SEP-68)	1	1	VAN STD	Y
28	76901-18102	ASSY-FINISH SIDE (RED) L.H. (TO SEP-68)	1	1	VAN STD.	
29	76901-18103	ASSY-FINISH SIDE (BLUE) LH (TO SEP-67)	1	1	VAN STD.	
30	76901-18105	ASSY-FINISH SIDE (BLUE)) LH (FROM OCT-67 TO SEP-68)	1	1	VAN STD	Y
31	76900-H0400	ASSY-FINISH SIDE (RED) RH (FROM OCT-68)	1	1	VAN STD	N
32	76901-H0400	ASSY-FINISH SIDE (RED) LH (FROM OCT-68)	1	1	VAN STD	N
33	76900-H0700	ASSY-FINISH SIDE (BLAC K) RH (FROM OCT-68)	1	1	VAN STD	N
34	76901-H0700	ASSY-FINISH SIDE (BLAC K) LH (FROM OCT-68)	1	1	VAN STD	N

S KEY NO.	PART NO.	PART NAME	QTY	SALES UNIT	MODEL	ICA
35	76900-18306	ASSY-FINISH SIDE (RED) R.H. (TO SEP-68)	1	1	VAN DX	
36	76900-18307	ASSY-FINISH SIDE (BLAC K) R.H. (TO SEP-68)	1	1	VAN DX	
37	76901-18306	ASSY-FINISH SIDE (RED) L.H. (TO SEP-68)	1	1	VAN DX	
38	76901-18307	ASSY-FINISH SIDE (BLAC K) L.H. (TO SEP-68)	1	1	VAN DX	
39	76900-H0410	ASSY-FINISH SIDE (RED) RH (FROM OCT-68)	1	1	VAN DX	N
40	76901-H0410	ASSY-FINISH SIDE (RED) LH (FROM OCT-68)	1	1	VAN DX	N
41	76900-H0411	ASSY-FINISH SIDE (BLAC K) RH (FROM OCT-68)	1	1	VAN DX	N
42	76901-H0411	ASSY-FINISH SIDE (BLAC K) LH (FROM OCT-68)	1	1	VAN DX	N
43	80919-09900	CLIP-SIDE FINISH	8	10	VAN	
44	80929-32200	CAP-SIDE FINISH CLIP	8	50	VAN	
45	96502-18001	ASSY-ASH TRAY	2	1	VAN	
46	76971-18150	POCKET-REAR SIDE	1	1	VAN	
• 47	76972-18101	POCKET-REAR SIDE OUTER	1	1	VAN	
48	76972-18131	POCKET-REAR SIDE OUTER	1	1	VAN	Y
49	88536-71220	SCREW-TAPPING FIXING R EAR SIDE POCKET	8	50	VAN	
50	88915-80720	WASHER-FINISH FIXING R EAR SIDE POCKET	4	50	VAN	
51	88964-10740	NUT-SPRING, REAR SIDE POCKET	6	50	VAN	
• 52	74950-18000	PLATE-KICKING	2	1	VAN STD.	
53	74950-18001	PLATE-KICKING	2	1	VAN STD.	Y
• 54	74950-18200	PLATE-KICKING	2		VAN	

S KEY NO.	PART NO.	PART NAME	QTY	SALES UNIT	MODEL	ICA
55	74950-18001	PLATE-KICKING	2	1 VAN	Y	
56	08910-71210	SCREW(FIXING KICKING P LATE)	8	50 VAN		
57	76850-18100	BRACKET-GUARD BAR FROM T R.H.	1	VAN		
58	76850-18101	BRACKET-GUARD BAR FROM T R.H.(FROM C/P VB10-5 4590)	1	1 VAN	Y	
59	76851-18100	BRACKET-GUARD BAR FROM T L.H.	1	VAN		
60	76851-18101	BRACKET-GUARD BAR FROM T L.H.(FROM C/P VB10-5 4590)	1	1 VAN	Y	
61	76852-18100	BRACKET-GUARD BAR REAR	2	5 VAN		
62	76855-18101	BAR-GUARD	2	VAN STD		
63	76855-18102	BAR-GUARD	2	2 VAN STD	Y	
64	76855-18301	BAR-GUARD	2	VAN DX		
65	76855-18302	BAR-GUARD	2	2 VAN DX	Y	
66	76855-40400	BAR-GUARD	2	1 VAN DX	Y	
67	76846-18100	COVER-CENTER PARTITION (H.H.)	1	1 VAN		
68	76847-18100	COVER-CENTER PARTITION (L.H.)	1	1 VAN		
69	08930-41220	SCREW-TAPPING FIXING CENTER PARTITION COVER	6	50 VAN		
70	08915-80420	WASHER-FINISH FIXING CENTER PARTITION COVER	6	50 VAN		
71	08930-71020	SCREW-TAPPING FIXING GUARD BAR BRACKET	4	50 VAN		
72	08916-43710	WASHER-TOOTH LOCK FIXING GUARD BAR BRACKET	4	50 VAN		
73	08930-71220	SCREW-TAPPING FIXING GUARD BAR BRACKET	2	50 VAN		

S KEY NO.	PART NO.	PART NAME	QTY	SALES UNIT	MODEL	ICA
74	08916-43710	WASHER-TOOTH LOCK FIXING GUARD BAR BRACKET	2	50 VAN		
75	08811-10900	RURMER-CATCHER, REAR SEAT BACK	2	1 VAN		
76	08110-18100	PIN-CATCHER, REAR SEAT BACK	2	10 VAN		
77	74526-18100	CATCHER-REAR SEAT BACK	2	5 VAN		
78	08911-10610	NUT FIXING CATCHER PIN	4	50 VAN		
79	08915-13610	WASHER-LOCK FIXING CATCHER PIN	2	50 VAN		
80	08915-43610	WASHER-PLAIN FIXING CATCHER PIN	4	50 VAN		
81	74911-16202	COVER-SILL INNER (RED) R.H. (TO SEP-68)	1	1 VAN DX		
82	74911-40100	COVER-SILL INNER (RED) R.H. (FROM OCT-68)	1	1 VAN DX		N
83	74911-18203	COVER-SILL INNER (BLACK) R.H. (TO SEP-68)	1	1 VAN DX		
84	74911-40101	COVER-SILL INNER (BLACK) R.H. (FROM OCT-68)	1	1 VAN DX		N
85	74912-18202	COVER-SILL INNER (RED) L.H. (TO SEP-68)	1	1 VAN DX		
86	74912-40100	COVER-SILL INNER (RED) L.H. (FROM OCT-68)	1	1 VAN DX		N
87	74912-18203	COVER-SILL INNER (BLACK) L.H. (TO SEP-68)	1	1 VAN DX		
88	74912-40101	COVER-SILL INNER (BLACK) L.H. (FROM OCT-68)	1	1 VAN DX		N
89	96321-18001	ASSY-BACK MIRROR, 14510 E	1	5 VAN		
90	08330-91226	SCREW-FIXING BACK MIRROR	2	50 VAN		
91	96400-18001	ASSY-SUN VISOR RH (TO C/P VB10-102495)	1	1 VAN		

L5

FIG. 74

NISSAN MOTOR CO., LTD.

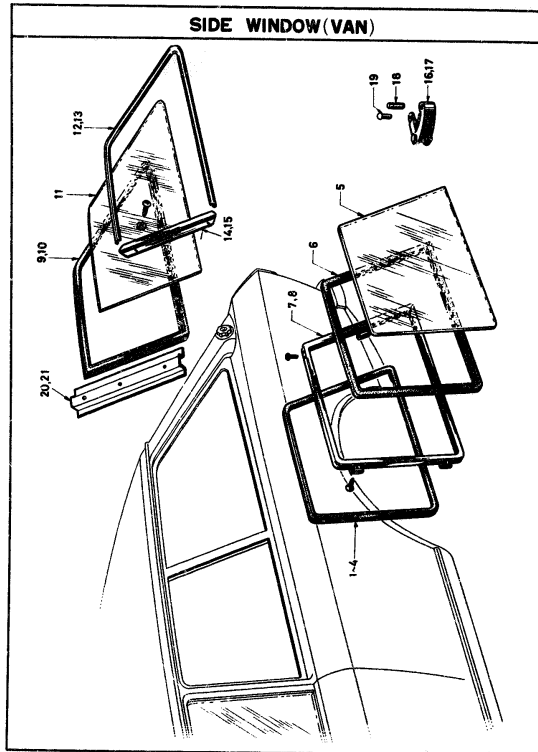
S	KEY NO.	PART NO.	PART NAME	QTY	SALES UNIT	MODEL	ICA
	92	96400-27700	ASSY-SUN VISOR RH (FRO N C/P VB10-102696)	1	1	VAN	N
	93	96401-18000	ASSY-SUN VISOR LH (TO C/P VB10-102695)	1	1	VAN	
	94	96401-27700	ASSY-SUN VISOR LH (FRO N C/P VB10-102696)	1	1	OP, VAN	N
•	95	00313-40010	SCREW FIXING SUN VISOR	3	50	VAN	

M-1118

REVISED: DECEMBER, 1970

74- 6

Printed in Japan



S	KEY NO.	PART NO.	PART NAME	QTY	SALES UNIT	MODEL	ICA
---	---------	----------	-----------	-----	------------	-------	-----

SIDE WINDOW (VAN)

• 1	76802-18101	WEATHERSTRIP-SIDE WIND ON,FRONT R.H.	1	1	VAN		
2	76802-M0400	WEATHERSTRIP-SIDE WINDOW FRONT RH	1	1	VAN		Y
• 3	76803-18101	WEATHERSTRIP-SIDE WIND ON,FRONT L.H.	1	1	VAN		
4	76803-M0400	WEATHERSTRIP-SIDE WINDOW FRONT LH	1	1	VAN		Y
5	76822-20902	GLASS-SIDE WINDOW FROM T(TOUGHENED)	2	1	VAN		
6	76823-20901	RUBBER-SIDE WINDOW	2	1	VAN		
7	76824-18101	ASSY-SASH,SIDE WINDOW, FRONT R.H.	1	1	VAN		
8	76825-18101	ASSY-SASH,SIDE WINDOW, FRONT L.H.	1	1	VAN		
9	76833-20900	WEATHERSTRIP-SIDE WIND ON,REAR R.H.	1		VAN		
10	76834-20900	WEATHERSTRIP-SIDE WIND ON,REAR L.H.	1		VAN		
11	76832-20900	GLASS-SIDE WINDOW,REAR (TOUGHENED)	2	1	VAN		
12	76835-18100	MOULDING-SIDE WINDOW,R EAR R.H.	1	1	VAN		
13	76836-18100	MOULDING-SIDE WINDOW,R EAR L.H.	1	1	VAN		
14	76840-18101	MOULDING-SIDE WINDOW,R EAR R.H.	1	1	VAN		
15	76841-18101	MOULDING-SIDE WINDOW,R EAR L.H.	1	2	VAN		

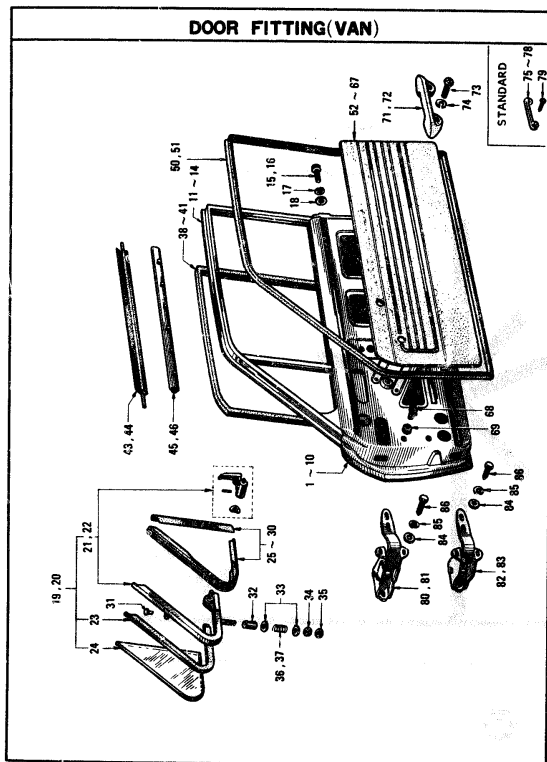
L7

FIG. 75

NISSAN MOTOR CO., LTD.

S	KEY NO.	PART NO.	PART NAME	QTY	SALES UNIT	MODEL	ICA
	16	76870-18100	HANDLE=SIDE WINDOW R.H "	1	1	VAN	
	17	76871-18100	HANDLE=SIDE WINDOW L.H "	1	1	VAN	
	18	76872-18000	PIN=HANDLE, SIDE WINDOW	2	10	VAN	
	19	76874-18101	RIVET=HANDLE, SIDE WIND UM	2	10	VAN	
	20	76370-18100	PARTITION=SIDE WINDOW RH	1	1	VAN	
	21	76371-18100	PARTITION=SIDE WINDOW LH	1	1	VAN	

DOOR FITTING(VAN)



M-1339

S	KEY NO.	PART NO.	PART NAME	QTY	SALES UNIT	MODEL	ICA
---	---------	----------	-----------	-----	------------	-------	-----

DOOR FITTING(VAN)

1	80100-18030	ASSY=PANEL, DOOR R.H. (TO SEP-68)	1	1	VAN STD	
2	80100-H0100	ASSY=PANEL, DOOR R.H. (FROM OCT-68)	1	1	VAN STD	N
3	80100-H0101	ASSY=PANEL, DOOR R.H. (FROM OCT-68)(NOT FOR EXPORT)	1	1	VAN DX	
4	80100-18230	ASSY=PANEL DOOR RH (TO SEP-68)	1	1	VAN DX	N
5	80100-H0525	ASSY=PANEL DOOR RH (FROM OCT-68)	1	1	VAN DX	N
6	80101-18030	ASSY=PANEL, DOOR L.H. (TO SEP-68)	1	1	VAN STD	
7	80101-H0100	ASSY=PANEL, DOOR L.H. (FROM OCT-68)	1	1	VAN STD	N
8	80101-H0101	ASSY=PANEL, DOOR L.H. (FROM OCT-68)(NOT FOR EXPORT)	1	1	VAN DX	
9	80101-18230	ASSY=PANEL DOOR LH (TO SEP-68)	1	1	VAN DX	N
10	80101-H0525	ASSY=PANEL DOOR LH (FROM OCT-68)	1	1	VAN DX	N
11	80202-18000	ASSY=SASH, DOOR WINDOW R.H.	1		VAN	
12	80202-18001	ASSY=SASH, DOOR WINDOW R.H.	1	1	VAN	Y
13	80203-18000	ASSY=SASH, DOOR WINDOW L.H.	1		VAN	
14	80203-18001	ASSY=SASH, DOOR WINDOW L.H.	1	1	VAN	Y
15	08310-61010	SCREW FIXING DOOR SASH	4	50	VAN	

S	KEY NO.	PART NO.	PART NAME	QTY	SALES UNIT	MODEL	ICA
16		08310-61610	SCREW FIXING DOOR SASH	6	90	VAN	
17		08915-13610	WASHER=LOCK FIXING DOOR SASH	10	90	VAN	
18		08915-43610	WASHER=PLAIN FIXING DOOR SASH	10	90	VAN	
19		80247-20900	ASSY=VENTILATOR, DOOR GLASS R.H.	1	1	VAN	
20		80248-20900	ASSY=VENTILATOR, DOOR GLASS L.H.	1	1	VAN	
21		80249-18000	ASSY=FRAME, DOOR VENTILATOR R.H.	1	1	VAN	
22		80250-18000	ASSY=FRAME, DOOR VENTILATOR L.H.	1	1	VAN	
23		80285-18000	RUBBER=GLAZING, DOOR VENTILATOR	1	1	VAN	
24		80286-20900	GLASS=VENTILATOR (TOUGHENED)	2	1	VAN	
25		80242-20900	WEATHERSTRIP=DOOR VENTILATOR R.H.	1	1	VAN	
26		80244-20900	WEATHERSTRIP=DOOR VENTILATOR PARTITION R.H.	1	2	VAN	
27		80240-27700	ASSY WEATHERSTRIP=DOOR VENTILATOR RH	1	1	VAN	Y
28		80243-20900	WEATHERSTRIP=DOOR VENTILATOR L.H.	1	5	VAN	
29		80245-20900	WEATHERSTRIP=DOOR VENTILATOR PARTITION L.H.	1	2	VAN	
30		80241-27700	ASSY WEATHERSTRIP=DOOR VENTILATOR LH	1	1	VAN	Y
31		80295-10600	RIVET=TUBULAR	2	50	VAN	
32		80263-18000	TUBE=DISTANCE FIXING DOOR VENTILATOR	2	10	VAN	

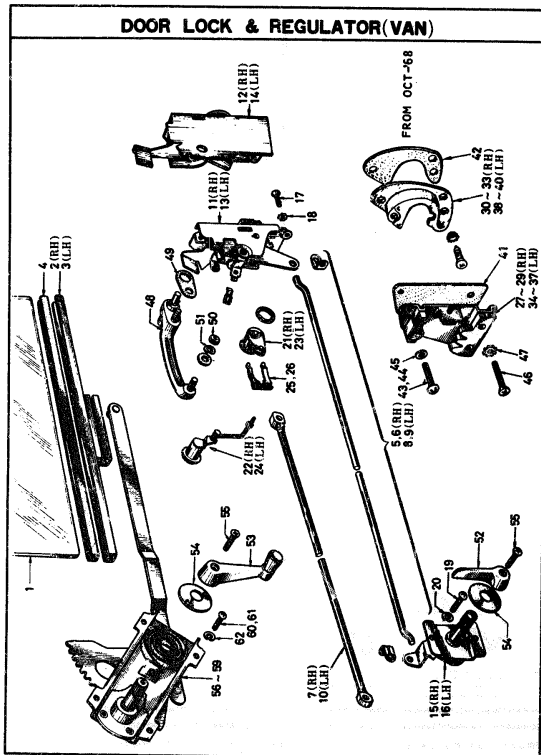
B-131

S	KEY NO.	PART NO.	PART NAME	QTY	SALES UNIT	MODEL	ICA
	33	08915-43610	WASHER=PLAIN FIXING DOOR VENTILATOR	4	90	VAN	
	34	08911-30610	NUT FIXING DOOR VENTILATOR	2	90	VAN	
	35	08911-10610	NUT FIXING DOOR VENTILATOR	2	50	VAN	
	36	80247-32200	SPRING FIXING DOOR VENTILATOR	2	10	VAN	
	37	80268-30000	SPRING FIXING DOOR VENTILATOR	2	5	VAN	
	38	80357-18002	RUBBER=GLASS RUN A	2	5	VAN	
	39	80358-18000	RUBBER=GLASS RUN B	2	5	VAN	
•	40	80359-18000	RUBBER=GLASS RUN C	2		VAN	
	41	80359-18001	RUBBER=GLASS RUN C	2	5	VAN	Y
	42	80357-18000	CUSHION=WINDOW GLASS	2	10	VAN	
	43	80341-18001	WEATHERSTRIP=GLASS, DOOR WINDOW OUTSIDE R.H.	1	5	VAN	
	44	80342-18001	WEATHERSTRIP=GLASS, DOOR WINDOW OUTSIDE L.H.	1	5	VAN	
	45	80320-20901	ASSY=WEATHERSTRIP, DOOR WINDOW INSIDE	2	2	VAN	
	46	80320-20903	ASSY=WEATHERSTRIP DOOR WINDOW INSIDE	2	2	VAN	Y
	47	80324-18000	CLIP=WEATHERSTRIP	10	10	VAN	
	48	80804-18000	ASSY=SCREEN, SEAL, DOOR INSIDE (VINYL)	1	1	VAN	
•	49	80807-18000	ASSY=SCREEN, SEAL, DOOR INSIDE (VINYL)	1	1	VAN	
•	50	80810-18002	WEATHERSTRIP=DOOR R.H.	1	1	VAN	
•	51	80811-18002	WEATHERSTRIP=DOOR L.H.	1	1	VAN	
	52	80900-18005	ASSY=FINISH, DOOR (RED) R.H. (TO SEP-68)	1	1	VAN STD.	

S	KEY NO.	PART NO.	PART NAME	QTY	SALES UNIT	MODEL	ICA
53		80900-18006	ASSY=FINISH, DOOR (BLUE R.H., (TO SEP-68)	1	1	VAN STD.	
54		80901-18005	ASSY=FINISH, DOOR (RED) L.H., (TO SEP-68)	1	1	VAN STD.	
55		80901-18006	ASSY=FINISH, DOOR (BLUE) L.H., (TO SEP-68)	1	1	VAN STD.	
56		80900-H0400	ASSY FINISH, DOOR (RED) RM (FROM OCT-68)	1	1	VAN STD	N
57		80900-H0100	ASSY FINISH, DOOR (BLACK) RM (FROM OCT-68)	1	1	VAN STD	N
58		80901-H0400	ASSY FINISH, DOOR (RED) LH (FROM OCT-68)	1	1	VAN STD	N
59		80901-H0100	ASSY FINISH, DOOR (BLACK) LH (FROM OCT-68)	1	1	VAN STD	N
60		80900-18206	ASSY=FINISH, DOOR (RED) R.H., (TO SEP-68)	1	1	VAN DX	
61		80900-18207	ASSY=FINISH, DOOR (BLACK) R.H., (TO SEP-68)	1	1	VAN DX	
62		80901-18206	ASSY=FINISH, DOOR (RED) L.H., (TO SEP-68)	1	1	VAN DX	
63		80901-18207	ASSY=FINISH, DOOR (BLACK) L.H., (TO SEP-68)	1	1	VAN DX	
64		80900-H0110	ASSY FINISH, DOOR (RED) RM (FROM OCT-68)	1	1	VAN DX	N
65		80900-H0111	ASSY FINISH, DOOR (BLACK) RM (FROM OCT-68)	1	1	VAN DX	N
66		80901-H0110	ASSY FINISH, DOOR (RED) LH (FROM OCT-68)	1	1	VAN DX	N
67		80901-H0111	ASSY FINISH, DOOR (BLACK) LH (FROM OCT-68)	1	1	VAN DX	N
68		80919-89900	CLIP=DOOR FINISH	16	10	VAN	
69		80929-32200	CAP=DOOR FINISH CLIP	16	50	VAN	
70		80940-11400	COMP.=ARM REST	2		VAN DX	

S	KEY NO.	PART NO.	PART NAME	QTY	SALES UNIT	MODEL	ICA
71		80940-11401	COMP=ARM REST	2	1	VAN DX	Y
72		80940-27700	COMP=ARM REST	2	1	VAN	Y
73		08410-62910	SCREW FIXING ARM SEAT	4	50	VAN DX	
74		08919-13910	WASHER=LOCK FIXING ARM SEAT	4	50	VAN DX	
75		80691-26261	HANDLE=PULL	2	2	VAN STD.	
76		80691-23100	HANDLE=PULL	2	2	VAN STD	C
77		80960-H1000	HANDLE=PULL	2	5	VAN STD	Y
78		80691-A0600	HANDLE=PULL	2	2	VAN STD	Y
79		08330-92010	SCREW FIXING PULL HANDLE	4	50	VAN STD	
80		80400-18000	ASSY=HINGE, DOOR UPPER R.H.	1	1	VAN	
81		80401-18000	ASSY=HINGE, DOOR UPPER L.H.	1	1	VAN	
82		80402-18000	ASSY=HINGE, DOOR LOWER R.H.	1	1	VAN	
83		80403-18000	ASSY=HINGE, DOOR LOWER L.H.	1	1	VAN	
84		08919-43810	WASHER=PLAIN DOOR	20	50	VAN	
85		08919-13810	WASHER=LOCK FIXING DOOR	20	50	VAN	
86		08143-82010	BOLT FIXING DOOR	20	50	VAN	

DOOR LOCK & REGULATOR(VAN)



S	KEY NO.	PART NO.	PART NAME	QTY	SALES UNIT	MODEL	ICA
---	---------	----------	-----------	-----	------------	-------	-----

DOOR LOCK & REGULATOR(VAN)

1	80308-20900	GLASS-DOOR WINDOW TOUGHENED	2	1	VAN	
2	80302-18000	ASSY-CHANNEL, GLASS BOT TOM R, H,	1	1	VAN	
3	80303-18000	ASSY-CHANNEL, GLASS BOT TOM L, H,	1	1	VAN	
4	80312-20900	RUBBER-GLAZING	2	2	VAN	
5	80500-18000	ASSY-LOCK & REMOTE CONTROL R, H,	1	1	VAN	
6	80500-27700	ASSY-LOCK & REMOTE CONTROL R, H (TO SEP-69)	1	1	VAN	Y
7	80500-H0100	ASSY LOCK & REMOTE CONTROL RH (FROM OCT-68)	1	1	VAN	N
8	80501-18000	ASSY-LOCK & REMOTE CONTROL L, H,	1	1	VAN	
9	80501-27700	ASSY-LOCK & REMOTE CONTROL L, H, (TO SEP-69)	1	1	VAN	Y
10	80501-H0100	ASSY LOCK & REMOTE CONTROL LH (FROM OCT-68)	1	1	VAN	N
11	80502-18000	ASSY-LOCK, DOOR R, H, (TO SEP-68)	1	1	VAN	
12	80502-H0100	ASSY-LOCK, DOOR R, H (FROM OCT-68)	1	1	VAN	N
13	80503-18000	ASSY-LOCK, DOOR L, H, (TO SEP-68)	1	1	VAN	
14	80503-H0100	ASSY-LOCK, DOOR L, H, (FROM OCT-68)	1	1	VAN	N
15	80504-18000	ASSY-REMOTE CONTROL R, H,	1	1	VAN	

NISSAN MOTOR CO., LTD.

S	KEY NO.	PART NO.	PART NAME	QTY	SALES UNIT	MODEL	ICA
	16	80505-18000	ASSY=REMOTE CONTROL L, H,	1	1	VAN	
	17	08320-61010	SCREW FIXING DOOR LOCK	6	50	VAN	
	18	08916-43610	WASHER=LOCK FIXING DOOR LOCK	6	50	VAN	
	19	08310-61010	SCREW FIXING REMOTE CONTROL	4	50	VAN	
	20	08916-33610	WASHER=LOCK FIXING REMOTE CONTROL	4	50	VAN	
	21	80600-16300	ASSY=CYLINDER, DOOR LOCK R, H, (TO SEP-68)	1	1	VAN	
	22	80600-H0100	ASSY=CYLINDER, DOOR LOCK R, H, (FROM OCT-68)	1	1	VAN	N
	23	80601-16300	ASSY=CYLINDER, DOOR LOCK L, H, (TO SEP-68)	1	1	VAN	
	24	80601-H0100	ASSY=CYLINDER, DOOR LOCK L, H, (FROM OCT-68)	1	1	VAN	N
	25	80590-10600	CLIP=RETAINER, CYLINDER LOCK	2		VAN	
	26	80590-10601	CLIP=RETAINER, CYLINDER LOCK	2	10	VAN	Y
	27	80570-18000	ASSY=STRIKER, DOOR LOCK R, H,	1	1	VAN	
	28	80570-18001	ASSY=STRIKER, DOOR LOCK R, H, (FROM C/S BV10-95 68)	1	5	VAN	
	29	80570-27700	ASSY=STRIKER, DOOR LOCK R, H (TO SEP-68)	1	5	VAN	Y
	30	80570-24800	ASSY=STRIKER DOOR LOCK RH (FROM OCT-68)	1	1	VAN	N
	31	80570-21000	ASSY=STRIKER DOOR LOCK RH (FROM OCT-68)	1	1	VAN	Y
	32	80570-78901	ASSY=STRIKER DOOR LOCK RH	1	1	VAN	Y

M-1227

NISSAN MOTOR CO., LTD.

S	KEY NO.	PART NO.	PART NAME	QTY	SALES UNIT	MODEL	ICA
	33	80570-E6000	ASSY=STRIKER DOOR LOCK RH	1	1	VAN	Y
	34	80571-18000	ASSY=STRIKER, DOOR LOCK L, H,	1	1	VAN	
	35	80571-18001	ASSY=STRIKER, DOOR LOCK L, H, (FROM C/S BV10-95 68)	1	1	VAN	Y
	36	80571-27700	ASSY=STRIKER, DOOR LOCK L, H, (TO SEP-68)	1	5	VAN	Y
	37	80571-24800	ASSY=STRIKER DOOR LOCK LH (FROM OCT-68)	1	1	VAN	N
	38	80571-21000	ASSY=STRIKER DOOR LOCK LH (FROM OCT-68)	1	1	VAN	Y
	39	80571-78901	ASSY=STRIKER DOOR LOCK LH	1	1	VAN	Y
	40	80571-E6000	ASSY=STRIKER DOOR LOCK LH	1	1	VAN	Y
	41	80570-18000	SHIM=STRIKER (TO SEP-68)	2	1	VAN	
	42	80570-24800	SHIM=STRIKER (FROM OCT-68)	2	5	VAN	N
	43	08310-61210	SCREW FIXING DOOR LOCK STRIKER	2	50	VAN	
	44	08310-61212	SCREW FIXING DOOR LOCK STRIKER	2	50	VAN	Y
	45	08916-13610	WASHER=LOCK FIXING DOOR LOCK STRIKER	2	50	VAN	
	46	08320-63010	SCREW FIXING DOOR LOCK STRIKER	4	50	VAN	
	47	08916-43610	WASHER=LOCK FIXING DOOR LOCK STRIKER	4	50	VAN	
	48	80605-18001	ASSY=HANDLE, DOOR OUTSIDE	2	1	VAN	
	49	80607-18000	PLATE=DOOR HANDLE	2	1	VAN	

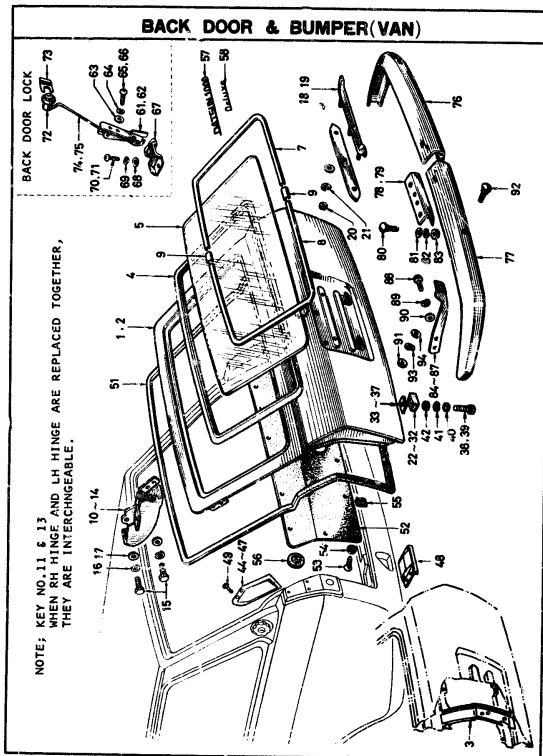
L13

FIG 77

NISSAN MOTOR CO., LTD.

S	KEY NO.	PART NO.	PART NAME	QTY	SALES UNIT	MODEL	ICA
	50	08911-10910	NUT FIXING OUTSIDE HANDLE	4	50	VAN	
	51	08915-13910	WASHER-LOCK FIXING OUTSIDE HANDLE	4	50	VAN	
	52	80672-19001	HANDLE-DOOR INSIDE	2	1	VAN	
	53	80760-18001	ASSY-HANDLE, DOOR WINDOW REGULATOR	2	1	VAN	
	54	80675-18000	WASHER-BEATING, INSIDE HANDLE	4	10	VAN	
	55	08330-91020	SCREW(FIXING HANDLE)	4	50	VAN	
	56	80700-18000	ASSY-REGULATOR, DOOR WINDOW R.H.	1	1	VAN STD.	
•	57	80700-18200	ASSY-REGULATOR, DOOR WINDOW R.H.	1	1	VAN DX	
	58	80701-18000	ASSY-REGULATOR, DOOR WINDOW L.H.	1	1	VAN STD.	
•	59	80701-18200	ASSY-REGULATOR, DOOR WINDOW L.H.	1	1	VAN DX	
•	60	08310-61210	SCREW FIXING DOOR REGULATOR	8	50	VAN	
	61	08310-61212	SCREW-FIXING DOOR REGULATOR	8	50	VAN	y
	62	08915-13610	WASHER-LOCK FIXING DOOR REGULATOR	8	50	VAN	

REPLY



S	KEY NO.	PART NO.	PART NAME	QTY	SALES UNIT	MODEL	ICA
---	---------	----------	-----------	-----	------------	-------	-----

BACK DOOR & BUMPER(VAN)

1	90100-10100	ASSY-PANEL BACK DOOR (TO C/P V810-102700)	1	1	VAN	
2	90100-27800	ASSY-PANEL BACK DOOR (FROM C/P V810-102701)	1	1	VAN	N
3	90112-27800	REINFORCE-BACK DOOR CENTER	1	1	VAN	
4	90310-20900	WEATHERSTRIP-BACK DOOR WINDOW	1	1	VAN	
5	90313-20900	GLASS-BACK DOOR WINDOW (TOUGHENED)	1	1	VAN	
6	90320-18300	SET-MOULDING, BACK DOOR WINDOW	1	1	VAN DX	
7	90321-18300	MOULDING-BACK DOOR WINDOW R, M.	1	1	VAN DX	
8	90322-18300	MOULDING-BACK DOOR WINDOW L, M.	1	1	VAN DX	
9	72814-13600	CLIP-MOULDING	2	20	VAN DX	
10	90400-18101	ASSY-HINGE, BACK DOOR RH	1	1	VAN	
11	90400-27800	ASSY-HINGE, BACK DOOR LH	1	1	VAN	C
12	90400-H0400	ASSY-HINGE BACK DOOR RH	1	1	VAN	Y
13	90401-18101	ASSY-HINGE, BACK DOOR LH	1	1	VAN	
14	90401-27800	ASSY-HINGE, BACK DOOR LH	1	1	VAN	C
15	88110-61610	BOLT FIXING BACK DOOR HINGE	10	50	VAN	

S	KEY NO.	PART NO.	PART NAME	QTY	SALES UNIT	MODEL	ICA
	16	08919-13610	WASHER-LOCK FIXING BACK DOOR HINGE	10	50 VAN		
	17	08919-43610	WASHER-PLAIN FIXING BACK DOOR HINGE	10	50 VAN		
	18	90605-18102	ASSY-HANDLE, BACK DOOR	1	1 VAN		
	19	90605-27900	ASSY-HANDLE, BACK DOOR	1	1 VAN	Y	
	20	08911-10510	NUT FIXING BACK DOOR HANDLE	3	50 VAN		
	21	08915-13910	WASHER-LOCK FIXING BACK DOOR HANDLE	3	50 VAN		
	22	90812-18100	BUMPER-RUBBER BACK D/S RH (TO C/S VB10-102700)	1	1 VAN		
	23	90812-18101	BUMPER-RUBBER BACK D/S RH (TO C/S VB10-102700)	1	10 VAN	Y	
	24	90812-27800	BUMPER-RUBBER BACK D/S RH (TO C/S VB10-102700)	1	1 VAN	Y	
	25	90812-27802	BUMPER-RUBBER BACK DOOR SIDE RH	1	5 VAN	C	
	26	90524-22901	DOVETAIL-TAIL GATE RH (FROM C/S VB10-102701)	1	5 VAN	N	
	27	90813-18100	BUMPER-RUBBER BACK D/S LH (TO C/S VB10-102700)	1	10 VAN		
	28	90813-27800	BUMPER-BACK DOOR SIDE LH (TO C/S VB10-102700)	1	1 VAN	Y	
	29	90813-27802	BUMPER-BACK DOOR SIDE LH	1	5 VAN	C	
	30	90525-22901	DOVETAIL-TAILGATE LH (FROM C/S VB10-102701)	1	5 VAN	N	
	31	90814-18101	BUMPER-RUBBER BACK DOOR LOCK LOWER (TO C/S VB10-102700)	2	5 VAN		
	32	90814-27800	BUMPER-RUBBER B/D LOCK LOWER (FROM C/S VB10-102701)	2	10 VAN	Y	

S	KEY NO.	PART NO.	PART NAME	QTY	SALES UNIT	MODEL	ICA
	33	90816-18100	SHIN-BUMPER B/D SIDE (TO C/S VB10-102700)	AR	10 VAN		
	34	90816-27802	SHIN-BUMPER BACK DOOR SIDE	2	10 VAN	N	
	35	90526-27800	SHIN-BUMPER B/D SIDE (FROM C/S VB10-102701)	AR	10 VAN	Y	
	36	90816-18100	SHIN-BUMPER B/D LOWER (TO C/S VB10-102700)	AR	10 VAN		
	37	90816-27800	SHIN-BUMPER B/D LOWER (FROM C/S VB10-102701)	AR	10 VAN	Y	
	38	08310-62010	SCREW M6 (TO C/S VB10-102700)	4	50 VAN		
	39	08310-62012	SCREW M6 (TO C/S VB10-102700)	4	10 VAN	Y	
	40	08919-43610	WASHER-PLAIN (TO C/S VB10-102700)	4	50 VAN		
	41	08919-13610	WASHER-SPRING (TO C/S VB10-102700)	4	50 VAN		
	42	08911-30610	NUT M6 (TO C/S VB10-102700)	4	50 VAN		
	43	08310-51210	SCREW FIXING RUBBER BUMPER (FROM C/S VB10-102701)	4	50 VAN	N	
	44	90832-18100	PLATE-BUMPER B/D SIDE RH (TO C/S VB10-102700)	1	1 VAN		
	45	90522-22901	ASSY-STOPPER RH (FROM C/S VB10-102701)	1	5 VAN	N	
	46	90833-18100	PLATE-BUMPER B/D SIDE LH (TO C/S VB10-102700)	1	1 VAN		
	47	90523-22901	PLATE-BUMPER B/D SIDE LH (FROM C/S VB10-102701)	1	5 VAN	N	
	48	90834-18100	PLATE-BUMPER, BACK DOOR LOWER	2	4 VAN		

S	KEY NO.	PART NO.	PART NAME	QTY	SALES UNIT	MODEL	ICA
	49	00510-41020	SCREW(FIXING BUMPER PLATE)	10	50	VAN	
	50	01350-00100	PLUG-CRAIN HOLE	2	10	VAN	
	51	90021-10101	WEATHERSTRIP-BACK DOOR	1	1	VAN	
	52	90900-10101	TRIMMING-BACK DOOR	1	1	VAN	
	53	00530-71220	SCREW(FIXING BACK DOOR TRIMMING)	14	50	VAN	
	54	00915-80420	WASHER-FINISH FIXING BACK DOOR TRIMMING	14	50	VAN	
	55	00963-10740	NUT-SPRING FIXING BACK DOOR TRIMMING	14	50	VAN	
	56	90970-10100	GROMMET-BACK DOOR LOCK	1	10	VAN	
	57	04021-20900	EMBLEM-"DATSUN 1000"	1	2	VAN	
	58	63045-10000	CLIP-TUBULAR	3	50	VAN	
	59	04023-10225	MARK-"DELUXE"	1	2	VAN DX	
	60	63045-10000	CLIP-TUBULAR	2	50	VAN DX	
	61	90502-10101	ASSY-LOCK, BACK DOOR	1	1	VAN	
	62	90502-27000	ASSY-LOCK, BACK DOOR	1	1	VAN	Y
	63	00915-43610	WASHER-PLAIN FIXING BACK DOOR LOCK	2	50	VAN	
	64	00915-13610	WASHER-LOCK FIXING BACK DOOR LOCK	2	50	VAN	
	65	00310-61210	SCREW(FIXING BACK DOOR LOCK)	2	50	VAN	
	66	00310-61212	SCREW-FIXING BACK DOOR LOCK	2		VAN	Y
	67	90805-10900	STRIKER-BACK DOOR LOCK	1	5	VAN	
	68	00915-43610	WASHER-STRIKER	2	50	VAN	
	69	00915-13610	WASHER-LOCK FIXING LOCK STRIKER	2	50	VAN	

M-100

S	KEY NO.	PART NO.	PART NAME	QTY	SALES UNIT	MODEL	ICA
	70	00310-61210	SCREW(FIXING LOCK STRIKER)	2	50	VAN	
	71	00310-61212	SCREW-FIXING LOCK STRIKER	2		VAN	Y
	72	90600-10101	ASSY-CYLINDER, BACK DOOR LOCK	1	1	VAN	
	73	90590-10100	CLIP-RETAINER, LOCK CYLINDER	1	5	VAN	
	74	90565-13101	ASSY-ROD BACK DOOR LOCK(110MM)	1	5	VAN	
	75	90565-10102	ASSY-ROD BACK DOOR LOCK(114MM)	1	10	VAN	
	76	05006-10000	ASSY-BUMPER, REAR R.H.	1	2	VAN	
	77	05002-10001	ASSY-BUMPER REAR L.H.	1	2	VAN	
	78	05003-10001	CONNECTOR-BUMPER REAR	1		VAN	
	79	05003-27700	CONNECTOR-BUMPER REAR	1	1	VAN	Y
	80	62663-10000	BOLT-BUMPER FIXING BUMPER R.H. & L.H.	6	50	VAN	
	81	00915-43610	WASHER-PLAIN FIXING BUMPER R.H. & L.H.	6	50	VAN	
	82	00915-13610	WASHER-LOCK FIXING BUMPER R.H. & L.H.	6	50	VAN	
	83	00911-10610	NUT(FIXING BUMPER R.H. & L.H.)	6	50	VAN	
	84	05204-10101	STAY-BUMPER REAR R.H.	1	1	VAN	
	85	05204-27000	STAY-BUMPER REAR RH	1	1	VAN	N
	86	05205-10101	STAY-BUMPER REAR L.H.	1	1	VAN	
	87	05205-27000	STAY-BUMPER REAR LH	1	1	VAN	N
	88	62663-10000	BOLT-BUMPER FIXING BUMPER TO STAY	4	50	VAN	
	89	00915-43610	WASHER-PLAIN FIXING BUMPER TO STAY	4	50	VAN	

M1

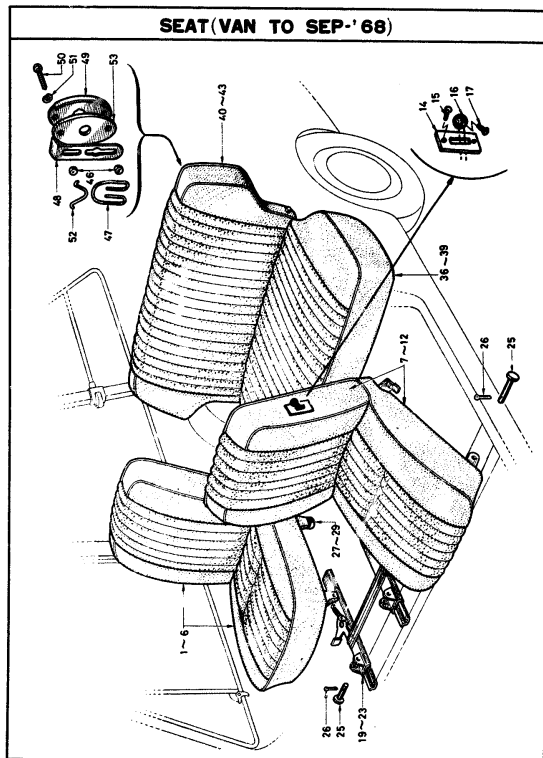
FIG 78

NISSAN MOTOR CO., LTD.

S	KEY NO.	PART NO.	PART NAME	QTY	SALES UNIT	MODEL	ICA
	90	08915-13610	WASHER-LOCK FIXING BUMPER TO STAY	4	50	VAN	
	91	08911-10610	NUT FIXING BUMPER TO STAY	4	50	VAN	
	92	08113-82010	BOLT FIXING STAY TO MEMBER	4	50	VAN	
	93	08915-13810	WASHER-LOCK FIXING STAY TO MEMBER	4	50	VAN	
	94	08915-53810	WASHER-PLAIN FIXING STAY TO MEMBER	4	50	VAN	

M-137N

SEAT (VAN TO SEP. '68)



REVISED: SEPTEMBER, 1969

-F79-1-

Printed in Japan

S	KEY NO.	PART NO.	PART NAME	QTY	SALES UNIT	MODEL	ICA
---	---------	----------	-----------	-----	------------	-------	-----

SEAT (VANTO SEP. '68)

1	87000-20903	ASSY=SEAT, DRIVER (RED) (TO SEP. '67)	1	1	VAN STD.	
2	87000-27810	ASSY=SEAT, DRIVER (RED) (FROM OCT. '67)	1	1	VAN STD.	N
3	87000-20904	ASSY=SEAT, DRIVER (BLUE) (TO SEP. '67)	1		VAN STD.	
4	87000-27811	ASSY=SEAT, DRIVER (BLUE) (FROM OCT. '67)	1	1	VAN STD.	N
5	87000-20910	ASSY=SEAT, DRIVER (RED)	1	1	VAN DX	
6	87000-20911	ASSY=SEAT, DRIVER (BLACK)	1	1	VAN DX	
7	87050-20903	ASSY=SEAT, ASSISTANT (RED) (TO SEP. '67)	1		VAN STD.	
8	87050-27810	ASSY=SEAT, ASSISTANT (RED)	1	1	VAN STD.	
9	87050-20904	ASSY=SEAT, ASSISTANT (BLUE) (TO SEP. '67)	1		VAN STD.	
10	87050-27811	ASSY=SEAT, ASSISTANT (BLUE) (FROM OCT. '67)	1	1	VAN STD.	
11	87050-20910	ASSY=SEAT, ASSISTANT (RED)	1	1	VAN DX	
12	87050-20911	ASSY=SEAT, ASSISTANT (BLUE)	1	1	VAN DX	
13	87606-18200	ASSY=HIRE, RELEASE	2	5	VAN	
14	87616-18200	FINISHER=SEAT BACK SIDE	2	1	VAN	
15	07430-41220	SCREW (FIXING FINISHER)	4	50	VAN	
16	87617-18200	KNOB=RELEASE LEVER	2	1	VAN	
17	07310-31020	SCREW (FIXING KNOB)	2	50	VAN	

79 - 1

Printed in Japan

M3

FIG 79

NISSAN MOTOR CO., LTD.

S	KEY NO.	PART NO.	PART NAME	QTY	SALES UNIT	MODEL	ICA
	18	07500-10100	ASSY-SLIDE, DRIVER SEAT	1	1	VAN	
	19	07500-20901	ASSY SLIDE RH SEAT	1	1	V VT	M
	20	07550-20901	ASSY SLIDE LH SEAT	1	1	V VT	
	21	07500-24901	ASSY SLIDE RE SEAT	1	1	VLV	
	22	07550-24901	ASSY SLIDE LH SEAT	1	1	VLV	
	23	07500-10000	ASSY-SLIDE, DRIVER RECLINING SEAT	1	1	OP, VAN	
	24	07500-10000	SPACER-ADJUSTING, SEAT SLIDE	AR	10	VAN	
	25	07100-10001	PIN-DRIVER SEAT HINGE	4	10	VAN	
	26	34405-14005	PIN-SPRING	4	50	VAN	
	27	07105-10000	SET-BUMPER, DRIVER SEAT FRAME "A", R, M,	1	10	VAN	
	28	07106-10000	BUMPER-SEAT FRAME "B"	2	10	VAN	
	29	07115-10000	SET-BUMPER, ASSIST SEAT FRAME LH	1		VAN	
	30	07155-10000	SET-BUMPER, ASSIST SEAT FRAME LH	1	1	VAN	Y
	31	08911-13010	NUT FIXING SEAT TO FLOOR	2	50	VAN	
	32	08915-43010	WASHER-LOCK FIXING SEAT TO FLOOR	2	50	VAN	
	33	08313-01210	SCREW FIXING SEAT TO FLOOR	4	50	VAN	
	34	08000-10000	SET-BELT, SAFETY	2	1	OP, VAN	
	35	74995-73000	PLUG-ANCHORAGE HOLE	2	5	VAN	
	36	08300-10103	ASSY-CUSHION, REAR SEAT (RED)	1	1	VAN STD,	
	37	08300-10104	ASSY-CUSHION, REAR SEAT (BLUE)	1	1	VAN STD,	

M-101

NISSAN MOTOR CO., LTD.

FIG 79

S	KEY NO.	PART NO.	PART NAME	QTY	SALES UNIT	MODEL	ICA
	38	08300-10300	ASSY-CUSHION, REAR SEAT (RED)	1		VAN DX	
	39	08300-10307	ASSY-CUSHION, REAR SEAT (BLACK)	1	1	VAN DX	
	40	08600-10103	ASSY-BACK, REAR SEAT (RED)	1	1	VAN STD,	
	41	08600-10104	ASSY-BACK, REAR SEAT (BLUE)	1	1	VAN STD,	
	42	08600-10304	ASSY-BACK, REAR SEAT (RED)	1		VAN DX	
	43	08600-10305	ASSY-BACK, REAR SEAT (BLACK)	1	1	VAN DX	
	44	08342-10100	ASSY-BAND, REAR SEAT A	1		VAN STD,	
	45	08642-10100	ASSY-BAND, REAR SEAT B	1		VAN STD,	
	46	08646-10101	COLLAR-SAFETY LOCK	4	10	VAN	
	47	08647-10100	SPRING-SAFETY LOCK	2	10	VAN	
	48	08648-10100	PLATE-SAFETY LOCK	2	5	VAN	
	49	08649-10100	COVER-SAFETY LOCK	2	5	VAN	
	50	08310-51010	SCREW FIXING COVER	4	50	VAN	
	51	08915-13510	WASHER-LOCK FIXING COVER	4	50	VAN	
	52	08644-10100	SPRING-CATCHER	2	10	VAN	
	53	08645-10100	COVER-CATCHER	2	5	VAN	

REVISED: JUNE, 1971

79- = 2

Printed in Japan

REVISED: JUNE, 1971

79- = 3

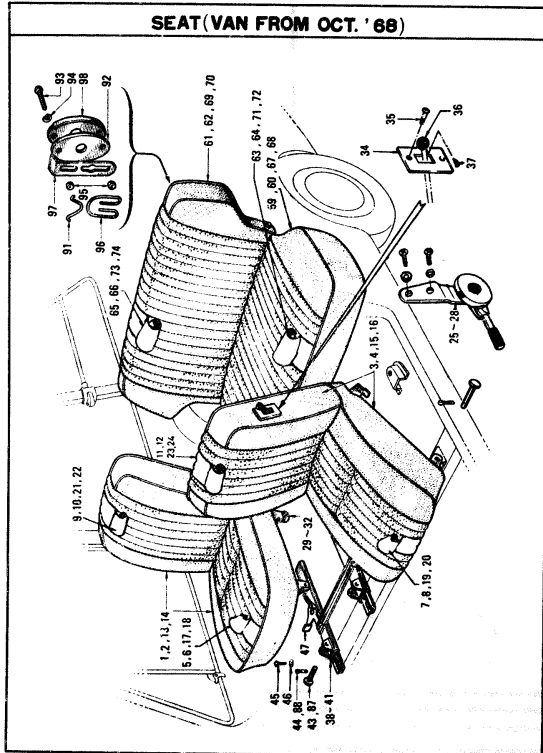
Printed in Japan

M4

FIG 79A

NISSAN MOTOR CO., LTD.

SEAT (VAN FROM OCT. '68)



M-1007

NISSAN MOTOR CO., LTD.

FIG 79A

S	KEY NO.	PART NO.	PART NAME	QTY	SALES UNIT	MODEL	ICA
---	---------	----------	-----------	-----	------------	-------	-----

SEAT (VAN) (FROM OCT. '68)

1	87000-H0700	ASSY-FRONT SEAT RH (RED) (FROM OCT-68)	1	1	VAN STD	N
2	87000-H0701	ASSY-FRONT SEAT (BLACK) (FROM OCT-68)	1	1	VAN STD	N
3	87050-H0700	ASSY-FRONT SEAT LH (RED) (FROM OCT-68)	1	1	VAN STD	N
4	87050-H0701	ASSY-FRONT SEAT LH (BLACK) (FROM OCT-68)	1	1	VAN STD	N
5	87320-H0700	ASSY-TRIM FR SEAT CUSH (RH RH (RED) (FROM OCT-68)	1	1	VAN STD	N
6	87320-H0701	ASSY-TRIM FR SEAT CUSH (RH RH (BLACK) (FROM OCT-68)	1	1	VAN STD	N
7	87370-H0700	ASSY-TRIM FR SEAT CUSH LH (RED) (FROM OCT-68)	1	1	VAN STD	N
8	87370-H0701	ASSY-TRIM FR SEAT CUSH LH (BLACK) (FROM OCT-68)	1	1	VAN STD	N
9	87620-H0700	ASSY-TRIM FR SEAT BACK RH (RED) (FROM OCT-68)	1	1	VAN STD	N
10	87620-H0701	ASSY-TRIM FR SEAT BACK (BLACK) (FROM OCT-68)	1	1	VAN STD	N
11	87670-H0700	ASSY-TRIM FR SEAT BACK LH (RED) (FROM OCT-68)	1	1	VAN STD	N
12	87670-H0701	ASSY-TRIM FR SEAT BACK LH (BLACK) (FROM OCT-68)	1	1	VAN STD	N
13	87900-H0520	ASSY-FRONT SEAT RH REC Lining (RED) (FROM OCT-68)	1	1	VAN DX	N

REVISED: SEPTEMBER, 1971

F79A-1

Printed in Japan

REVISED: SEPTEMBER, 1971

79-A-1

Printed in Japan

NISSAN MOTOR CO., LTD.

S	KEY NO.	PART NO.	PART NAME	QTY	SALES UNIT	MODEL	ICA
14		87808-H0921	ASSY-FRONT SEAT RH REC LINING (BLACK) (FROM OCT-68)	1	1	VAN DX	N
15		87950-H0920	ASSY-FRONT SEAT LH REC LINING (RED) (FROM OCT-68)	1	1	VAN DX	N
16		87950-H0921	ASSY-FRONT SEAT LH REC LINING (BLACK) (FROM OCT-68)	1	1	VAN DX	N
17		87320-H0920	ASSY-TRIM FR SEAT CUSHION RH (RED) (FROM OCT-68)	1	1	VAN DX	N
18		87320-H0921	ASSY-TRIM FR SEAT CUSHION RH (BLACK) (FROM OCT-68)	1	1	VAN DX	N
19		87370-H0920	ASSY-TRIM FR SEAT CUSHION LH (RED) (FROM OCT-68)	1	1	VAN DX	N
20		87370-H0921	ASSY-TRIM FR SEAT CUSHION LH (BLACK) (FROM OCT-68)	1	1	VAN DX	N
21		87620-H0920	ASSY-TRIM FR SEAT BACK RH (RED) (FROM OCT-68)	1	1	VAN DX	N
22		87620-H0921	ASSY-TRIM FR SEAT BACK RH (BLACK) (FROM OCT-68)	1	1	VAN DX	N
23		87670-H0920	ASSY-TRIM FR SEAT BACK LH (RED) (FROM OCT-68)	1	1	VAN DX	N
24		87670-H0921	ASSY-TRIM FR SEAT BACK LH (BLACK) (FROM OCT-68)	1	1	VAN DX	N
25		87331-18209	ASSY-FINISHER FR SEAT SIDE RH (RED) (FROM OCT-68)	1	1	VAN DX	Y
26		87381-18209	ASSY-FINISHER FR SEAT SIDE LH (RED) (FROM OCT-68)	1	1	VAN DX	Y

NISSAN MOTOR CO., LTD.

S	KEY NO.	PART NO.	PART NAME	QTY	SALES UNIT	MODEL	ICA
27		87331-18206	ASSY-FINISHER FR SEAT SIDE RH (BLACK) (FROM OCT-68)	1	1	VAN DX	Y
28		87381-18206	ASSY-FINISHER FR SEAT SIDE LH (BLACK) (FROM OCT-68)	1	1	VAN DX	Y
29		87106-18000	RUMPER SEAT FRAME "B" (FROM OCT-68)	4	10	VAN STD	
30		87106-18000	RUMPER SEAT FRAME "B" (FROM OCT-68)	2	10	VAN DX	
31		87105-18000	RUMPER SEAT FRAME "A" (FROM OCT-68)	1	10	VAN DX	
32		87155-18000	RUMPER SEAT FRAME (FROM OCT-68)	1	1	VAN DX	
33		87606-18200	WIRE-RELEASE WALK IN (FROM OCT-68)	2	5	VAN	
34		87616-18200	FINISHER-SEAT BACK SIDE (FROM OCT-68)	2	1	VAN	
35		04430-41220	SCREW TO FIX FINISHER (FROM OCT-68)	4	90	VAN	
36		87617-18200	KNOB WALK IN LEVER (FROM OCT-68)	2	1	VAN	
37		04310-31020	SCREW TO FIX KNOB (FROM OCT-68)	4	90	VAN	
38		87500-20901	ASSY SLIDE RH SEAT (FROM OCT-68)	1	1	V.VT	
39		87550-20901	ASSY SLIDE LH SEAT (FROM OCT-68)	1	1	V.VT	
40		87500-24901	ASSY-SLIDE LH SEAT (FROM OCT-68)	1	1	VLT	
41		87550-24901	ASSY-SLIDE RH SEAT (FROM OCT-68)	1	1	VLT	
42		87509-18000	SPACER-ADJUST SEAT SIDE (FROM OCT-68)	19	10	VAN	

S	KEY NO.	PART NO.	PART NAME	QTY	SALES UNIT	MODEL	ICA
43	87109-10001	PIN=FRONT SEAT HINGE (FROM OCT-68)	4	10	VAN		
44	34485-14805	PIN SPHING (FROM OCT-68)	4	50	VAN		
45	00310-01610	MACHINE SCREW FIXING SEAT TO FLOOR (FROM OCT-68)	4	50	VAN		
46	00916-33810	HASHER LOCK FIXING SEAT TO FLOOR (FROM OCT-68)	4	50	VAN		
47	87109-10200	KNOS RECL RELEASE LEVER (FROM OCT-68)	1	1	VAN DX		
48	87156-20900	ASSY STAY WALK IN (FROM OCT-68)	1	1	VAN		
49	06800-10025	SEAT-BELT, FRONT SEAT 2 POINTS SAFETY (FROM OCT-68)	2	1	OP, VAN		
50	06820-H0125	SEAT-BELT, FRONT SEAT 2 POINTS SAFETY (FROM OCT-68)	2		OP VAN		C
51	H0824-00920	SEAT-BELT, FRONT SEAT 2 POINTS SAFETY	2		VAN		
52	06830-H0900	SEAT-BELT, FRONT SEAT 2 POINTS SAFETY (FROM OCT-68)	2		VAN AUSTRALIA		
53	H0830-00920	SEAT-BELT, FRONT SEAT 3 POINTS SAFETY (RED)	2		SEDAN		
54	H0830-00921	SEAT-BELT, FRONT SEAT 3 POINTS SAFETY (BLACK)	2		SEDAN		
55	H0830-00930	SEAT-BELT, FRONT SEAT 3 POINTS SAFETY (RED)	2		SEDAN		
56	H0830-00931	SEAT-BELT, FRONT SEAT 3 POINTS SAFETY (BLACK)	2	1	SEDAN		
57	06850-25700	RETRACTOR SEAT BELT (FROM OCT-68)	2	1	OP, VAN		

14-101

S	KEY NO.	PART NO.	PART NAME	QTY	SALES UNIT	MODEL	ICA
58	74995-73000	PLUG=ANCHORAGE NUTS (FROM OCT-68)	5	5	VAN		
59	00300-H0400	ASSY=CUSHION REAR SEAT (RED) (FROM OCT-68)	1	1	VAN STD		N
60	00300-H0701	ASSY=CUSHION REAR SEAT (BLACK) (FROM OCT-68)	1	1	VAN STD		N
61	00600-H0400	ASSY=BACK REAR SEAT (RED) (FROM OCT-68)	1	1	VAN STD		N
62	00600-H0701	ASSY=BACK REAR SEAT (BLACK) (FROM OCT-68)	1	1	VAN STD		N
63	00320-H0400	ASSY=THIN REAR SEAT CUSHION (RED) (FROM OCT-68)	1	1	VAN STD		N
64	00320-H0701	ASSY=THIN REAR SEAT CUSH (BLACK) (FROM OCT-68)	1	1	VAN STD		N
65	00620-H0400	ASSY=THIN REAR SEAT BACK (RED) (FROM OCT-68)	1	1	VAN STD		N
66	00620-H0701	ASSY=THIN REAR SEAT BACK (BLACK) (FROM OCT-68)	1	1	VAN STD		N
67	00300-H0420	ASSY=CUSHION REAR SEAT (RED) (FROM OCT-68)	1	1	VAN DX		N
68	00300-H0421	ASSY=CUSHION REAR SEAT (BLACK) (FROM OCT-68)	1	1	VAN DX		N
69	00600-H0420	ASSY=BACK REAR SEAT (RED) (FROM OCT-68)	1	1	VAN DX		N
70	00600-H0421	ASSY=BACK REAR SEAT (BLACK) (FROM OCT-68)	1	1	VAN DX		N
71	00320-H0420	ASSY=THIN REAR SEAT CUSH (RED) (FROM OCT-68)	1	1	VAN DX		N
72	00320-H0421	ASSY=THIN REAR SEAT CUSH (BLACK) (FROM OCT-68)	1	1	VAN DX		N

M7

FIG 79A

NISSAN MOTOR CO., LTD.

S	KEY NO.	PART NO.	PART NAME	QTY	SALES UNIT	MODEL	ICA
	73	88620-H0420	ASSY=TRIM REAR SEAT BACK (NO) (FROM OCT-68)	1	1	VAN DX	N
	74	88620-H0421	ASSY=TRIM REAR SEAT BACK (ULACK) (FROM OCT-68)	1	1	VAN DX	N
	75	88342-18100	ASSY=BAND REAR SEAT A	2		VAN	
	76	88310-91210	MACHINE SCREW M5	2	50	VAN	
	77	88919-43510	PLANE WASHER M5	2	50	VAN	
	78	88642-18100	ASSY=BAND REAR SEAT B	2		VAN	
	79	88310-91810	MACHINE SCREW M5	2	50	VAN	
	80	88919-43510	PLANE WASHER	2	50	VAN	
	81	88121-18100	RUMPER=REAR SEAT CUSHION (FROM OCT-68)	2	10	VAN	
	82	88119-18100	PIN=CATCHER REAR SEAT BACK (FROM OCT-68)	2	10	VAN	
	83	88811-10900	RUBBER=CATCHER RR SEAT RACK (FROM OCT-68)	2	1	VAN	
	84	88911-10610	NUT=HEXAGON M6X1 (FROM OCT-68)	4	50	VAN	
	85	88919-13610	WASHER=SPRING LOCK (FROM OCT-68)	2	50	VAN	
	86	88919-43610	WASHER=PLAIN (FROM OCT-68)	4	50	VAN	
	87	87109-18001	PIN=DRIVER SEAT HINGE (FROM OCT-68)	2	10	VAN	
	88	34405-14005	PIN=SPRING (FROM OCT-68)	2	50	VAN	
	89	88646-18100	SPACER=REAR SEAT BACK (FROM OCT-68)	2		VAN	
	90	88646-18101	SPACER=REAR SEAT BACK (FROM OCT-68)	2	10	VAN	V

M-1023

NISSAN MOTOR CO., LTD.

FIG 79A

S	KEY NO.	PART NO.	PART NAME	QTY	SALES UNIT	MODEL	ICA
	91	88644-18100	SPRING=CATCHER SEAT RACK (FROM OCT-68)	2	10	VAN	
	92	88649-18100	COVER=CATCHER SEAT RACK (FROM OCT-68)	2	5	VAN	
	93	88310-91610	MACHINE SCREW M5X0.8 (FROM OCT-68)	4	50	VAN	
	94	88915-13510	WASHER=SPRING LOCK (FROM OCT-68)	4	50	VAN	
	95	88646-18101	COLLAR=SAFETY LOCK (FROM OCT-68)	4	10	VAN	
	96	88647-18100	SPRING=SAFETY LOCK	2	10	VAN	
	97	88648-18100	PLATE=SAFETY LOCK	2	5	VAN	
	98	88649-18100	COVER=SAFETY LOCK	2	5	VAN	
	99	88651-H0420	HAT=SEAT BACK (FROM OCT-68)	1	1	VAN DX	
	100	88652-H0420	SASH=HAT SEAT RACK A	1	1	VAN DX	
	101	88653-H0420	SASH=HAT SEAT RACK B (FROM OCT-68)	1	1	VAN DX	
	102	88530-71010	TAPPING SCREW M3.5 (FROM OCT-68)	10	50	VAN DX	
	103	88919-43710	PLAIN WASHER (FROM OCT-68)	2	50	VAN DX	
	104	88510-71010	TAPPING SCREW M3.5 (FROM OCT-68)	2	50	VAN DX	

REVISED: SEPTEMBER, 1971

79-A-6

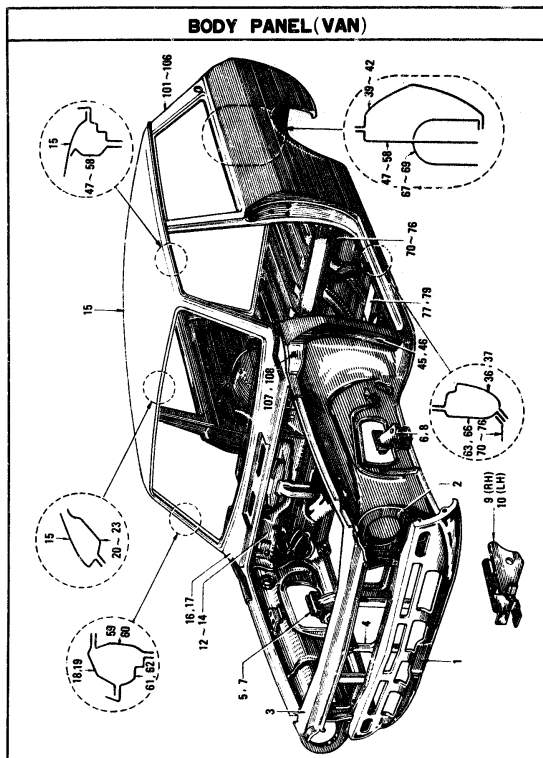
Printed in Japan

REVISED: SEPTEMBER, 1971

79-A-7

Printed in Japan

BODY PANEL(VAN)



M-1005

S	KEY NO.	PART NO.	PART NAME	QTY	SALES UNIT	MODEL	ICA
---	---------	----------	-----------	-----	------------	-------	-----

BODY PANEL(VAN)

1	61601-20900	PANEL=FRONT APRON	1	1	VAN	
2	61500-18001	ASSY=SP. PORT, RADIATOR CURE	1	1	VAN	
3	61511-18001	RAIL=SP. PORT, RADIATOR CURE	1	1	VAN	
4	61512-18001	STAY=SP. PORT, RADIATOR CURE	1	1	VAN	
5	51500-18001	ASSY=BRACKET, UPPER LIN K OUTER P.H.	1	1	VAN	
6	51501-18001	ASSY=BRACKET, UPPER LIN K OUTER L.H.	1	1	VAN	
7	51502-18003	ASSY=BRACKET, UPPER LIN K INNER P.H.	1	1	VAN	
8	51503-18003	ASSY=BRACKET, UPPER LIN K INNER L.H.	1	1	VAN	
9	51203-18000	BRACKET=REAR SPRING FRONT RH	1	1	VAN	
10	51207-18000	BRACKET=REAR SPRING FRONT LH	1	1	VAN	
11	51209-18101	BRACKET=SHACKLE	2		VAN	
12	61100-18030	ASSY=PANEL, DASH	1	1	VAN R DRIVE	
13	61100-27700	ASSY=PANEL, DASH	1	1	VAN R DRIVE	
14	61100-24900	ASSY=PANEL, DASH	1	1	VAN L DRIVE	
15	71102-18100	ASSY=PANEL, ROOF	1	1	VAN	
16	66300-18030	ASSY=PANEL, COWL TOP	1	1	VAN R DRIVE	

S KEY NO.	PART NO.	PART NAME	QTY	SALES UNIT	MODEL	ICA
17	66300-24930	ASSY= PANEL, GOWL TOP	1	1	VAN L DRIVE	
18	72103-18000	PANEL= WINDSHIELD R.H.	1	1	VAN	
19	72104-18000	PANEL= WINDSHIELD L.H.	1	1	VAN	
20	73200-18050	ASSY= RAIL, FRONT ROOF	1		VAN	
21	73200-18051	ASSY= RAIL, FRONT ROOF	1	1	VAN	Y
22	73200-27750	ASSY= RAIL, FRONT ROOF	1	1	VAN	Y
23	73250-18100	ASSY= RAIL, REAR ROOF	1	1	VAN	
24	73263-18101	REINF= ROOF RAIL REAR RH	1	1	VAN	
25	73263-18101	REINF= ROOF RAIL REAR LH	1	1	VAN	
26	76300-18100	ASSY= PANEL, BODY SIDE R.H.	1		VAN STD.	
27	76302-18100	ASSY= PANEL, BODY SIDE RH (TO SEP-68)	1	1	VAN STD.	Y
28	76300-18300	ASSY= PANEL, BODY SIDE RH	1		VAN DX	
29	76302-18300	PANEL= OUTER, BODY SIDE RH (TO SEP-68)	1		VAN DX	Y
30	76302-H0400	PANEL= OUTER, BODY SIDE RH (FROM OCT-68)	1	1	VAN	N
31	76352-18300	PANEL= INNER, BODY SIDE RH	1	1	VAN DX	
32	76352-27802	BODY SIDE INNER PANEL RH	22		VAN DX	C
33	76301-18100	ASSY= PANEL, BODY SIDE L.H.	1		VAN STD.	
34	76303-18100	ASSY= PANEL, BODY SIDE LH (TO SEP-68)	1	1	VAN STD.	Y
35	76301-18300	ASSY= PANEL, BODY SIDE LH	1		VAN DX	

S KEY NO.	PART NO.	PART NAME	QTY	SALES UNIT	MODEL	ICA
36	76303-18300	PANEL= OUTER, BODY SIDE LH (TO SEP-68)	1		VAN DX	Y
37	76303-H0400	PANEL= OUTER, BODY SIDE LH (FROM OCT-68)	1	1	VAN	N
38	76353-18300	PANEL= INNER, BODY SIDE LH	1	1	VAN DX	
39	78102-18325	PANEL= REAR FENDER R.H.	1	1	VAN	
40	78102-H0430	PANEL= REAR FENDER RH (FROM SEP-68)	1	1	VAN	N
41	78103-18325	PANEL= REAR FENDER L.H.	1	1	VAN	
42	78103-H0430	PANEL= REAR FENDER LH (FROM SEP-68)	1	1	VAN	N
43	76404-18230	PANEL= BODY SIDE SILL OUTER R.H.	1	1	VAN	
44	76405-18230	PANEL= BODY SIDE SILL OUTER L.H.	1	1	VAN	
45	66103-18230	PANEL= FRONT PILLAR R.H.	1	1	VAN	
46	66104-18230	PANEL= FRONT PILLAR L.H.	1	1	VAN	
47	76352-18100	PANEL= BODY SIDE INNER RH (TO C/P VB10-67125)	1	1	VAN STD.	
48	76352-18300	PANEL= BODY SIDE INNER RH (TO C/P VB10-67125)	1	1	VAN DX	
49	76352-27802	PANEL= BODY SIDE INNER RH (FROM C/P VB10-67125)	1	1	V, VT	Y
50	76352-H0400	PANEL= BODY SIDE INNER RH	1	1	VAN	Y
51	76352-27803	PANEL= BODY SIDE INNER RH (FROM C/P VB10-67125)	1	1	VL	Y
52	76352-H0701	PANEL= BODY SIDE INNER RH	1	1	VAN L DRIVE	Y

S	KEY NO.	PART NO.	PART NAME	QTY	SALES UNIT	MODEL	ICA
	53	76353-18100	PANEL-BODY SIDE INNER LH(10 C/P VB10-67125)	1	1	VAN STD,	
	54	76353-10300	PANEL-BODY SIDE INNER LH(10 C/P VB10-67125)	1	1	VAN UX	
	55	76353-27802	PANEL-BODY SIDE INNER LH(FROM C/P VB10-67126)	1	1	V, VT	Y
	56	76353-H0400	PANEL-BODY SIDE INNER LH	1	1	VAN	Y
	57	76353-27803	PANEL-BODY SIDE INNER LH(FROM C/P VB10-67126)	1	1	VL	Y
	58	76353-H0701	PANEL-BODY SIDE INNER LH	1	1	VAN L DRIVE	Y
	59	72122-18000	PANEL-WINDSHIELD INNER R, H,	1	1	VAN	
	60	72123-18000	PANEL-WINDSHIELD INNER L, H,	1	1	VAN	
	61	66112-18000	PANEL-FRONT PILLAR INNER R, H,	1	1	VAN	
	62	66113-18000	PANEL-FRONT PILLAR INNER L, H,	1	1	VAN	
	63	76412-18000	PANEL-BODY SIDE SILL INNER R, H,	1	1	VAN	
	64	76412-18050	BODY SIDE SILL INNER PANEL WITH REINFORCE RH	1	1	VAN	Y
	65	76413-18000	PANEL-BODY SIDE SILL INNER L, H,	1	1	VAN	
	66	76413-18050	BODY SIDE SILL INNER PANEL WITH REINFORCE LH	1	1	VAN	Y
	67	76700-18100	PANEL-WHEEL HOUSE RH	1	1	VAN	
	68	76701-18100	PANEL-WHEEL HOUSE LH	1	1	VAN	
	69	76703-18130	PANEL-WHEEL HOUSE LH	1	1	VAN	Y

M-1009

S	KEY NO.	PART NO.	PART NAME	QTY	SALES UNIT	MODEL	ICA
	70	74300-18100	ASSY-FLOOR, FRONT	1	1	V	
	71	74300-18030	ASSY-FLOOR, FRONT	1	1	V	Y
	72	74300-18101	ASSY-FLOOR, FRONT	1	1	V	Y
	73	74300-27800	ASSY-FLOOR, FRONT	1	1	V	Y
	74	74300-27804	ASSY-FLOOR, FRONT	1	1	V	Y
	75	74300-20933	ASSY-FLOOR, FRONT	1	1	VT	
	76	74300-24901	ASSY-FLOOR, FRONT	1	1	VL	
	77	74310-18000	ASSY-MEMBER, CROSS, FRONT SEAT	1	1	VAN 3 SPEED	
	78	74310-24900	ASSY-MEMBER, CROSS, FRONT SEAT	1	1	VAN 4 SPEED	
	79	74310-18200	ASSY-MEMBER, CROSS, FRONT	1	1	VAN 4 SPEED	Y
	80	74320-20901	BRACKET-FRONT DRIVER SEAT	2	1	VAN	
	81	74321-20901	BRACKET-FRONT ASSIST SEAT	2	1	VAN	
	82	74330-18000	ASSY-BRACKET, ENGINE MOUNTING REAR R, H,	1	1	VAN	
	83	74331-18000	ASSY-BRACKET, ENGINE MOUNTING REAR L, H,	1	1	VAN	
	84	74500-18100	ASSY-FLOOR, REAR	1	1	VAN	
	85	74500-27801	ASSY-FLOOR, REAR	1	1	VAN	Y
	86	75100-18100	ASSY-PANEL, REAR APRON	1	1	VAN	
	87	74600-18000	ASSY-MEMBER, FRONT CROSS	1	1	VAN	
	88	74610-18030	ASSY-MEMBER, FRONT SIDE R, H,	1	1	VAN	
	89	74610-18032	ASSY-MEMBER, FRONT SIDE R, H,	1	1	VAN	Y

M11

FIG. 80

NISSAN MOTOR CO., LTD.

S	KEY NO.	PART NO.	PART NAME	QTY	SALES UNIT	MODEL	ICA
•	90	74810-27700	ASSY-MEMBER, FRONT SIDE R.H.	1	1 VAN		Y
	91	74810-H0100	ASSY-MEMBER FRONT SIDE R.H.	1	1 VAN		Y
•	92	74811-18030	ASSY-MEMBER, FRONT SIDE L.H.	1	1 VAN		
•	93	74811-18032	ASSY-MEMBER, FRONT SIDE L.H.	1	1 VAN		Y
	94	74811-H0100	ASSY-MEMBER FRONT SIDE L.H.	1	1 VAN		Y
	95	74850-18100	ASSY-MEMBER, REAR SIDE R.H.	1	1 VAN		
	96	74851-18100	ASSY-MEMBER, REAR SIDE L.H.	1	1 VAN		
	97	74860-18100	ASSY-MEMBER, CROSS, REAR SEAT	1	1 VAN		
	98	74866-18100	ASSY-MEMBER, CROSS REAR FLOOR	1	1 VAN		Y
	99	74867-18100	ASSY-MEMBER, CROSS, REAR END	1	1 VAN		
	100	74870-18100	ASSY-MEMBER, CROSS, REAR SHOCK ABSORBER	1	1 VAN		
	101	76202-18100	PILLAR=REAR RH (TO C/P V810-102700)	1	1 VAN		N
	102	76202-27800	PILLAR=REAR RH (FROM C/P V810-102701 TO SEP-68)	1	1 VAN		N
	103	76202-H0400	PILLAR=REAR RH (FROM OCT-68)	1	1 VAN		N
	104	76203-18100	PILLAR=REAR LH (TO C/P V810-102700)	1	1 VAN		
	105	76203-27800	PILLAR=REAR LH (FROM C/P V810-102701 TO SEP-68)	1	1 VAN		N

80 - 6

Printed in Japan

REVISED: JUNE, 1971

NISSAN MOTOR CO., LTD.

FIG. 80

S	KEY NO.	PART NO.	PART NAME	QTY	SALES UNIT	MODEL	ICA
	106	76203-H0400	PILLAR=REAR LH (FROM OCT-68)	1	1 VAN		N
	107	63120-10000	BAFFLE=FENDER FRONT RH	1	1 VAN		
	108	63121-10000	BAFFLE=FENDER FRONT LH	1	1 VAN		
	109	76334-H0401	HOLDER=TAIL LAMP (FROM OCT-68)	2	1 VAN		

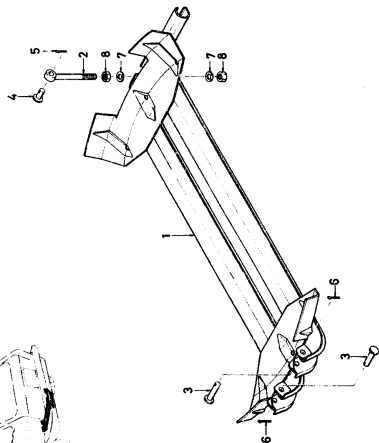
80 - 7

Printed in Japan

REVISED: JUNE, 1971

M12**FIG.80 A**

NISSAN MOTOR CO., LTD.

SPARE WHEEL HANGER(VAN)

NISSAN MOTOR CO., LTD.

FIG.80A

S	KEY NO.	PART NO.	PART NAME	QTY	SALES UNIT	MODEL	ICA
---	---------	----------	-----------	-----	------------	-------	-----

SPARE WHEEL HANGER(VAN)

1	57210-18101	HANGER-SPARE WHEEL	1	1	VAN		
2	57211-18100	BOLT-CLAMP	1	5	VAN		
3	57216-18100	PIN-CLEVIS	2	10	VAN		
4	00840-81610	PIN-CLEVIS	2	50	VAN		
5	00921-21810	PIN-COTTER SPLIT	1	50	VAN		
6	00921-01510	PIN-COTTER SPLIT	1	50	VAN		
7	08915-53810	WASHER-PLAIN	2	50	VAN		
8	08911-10810	NUT-MEX M8X1.25	2	50	VAN		
9	57214-18100	BRACKET-HANGER SPARE WHEEL	2	1	VAN		
10	57215-18100	BRACKET-BOLT CLAMP	1	1	VAN		

REVISED: JUNE, 1969

-F80A-1-

Printed in Japan

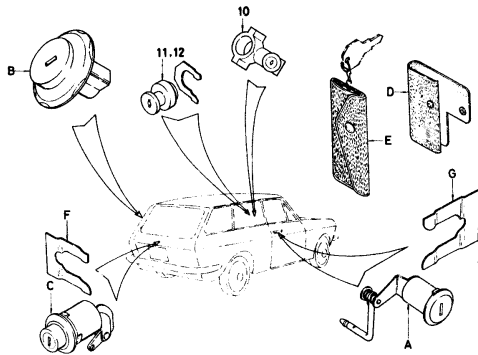
REVISED: MARCH, 1969

80-A- 1

Printed in Japan

SET CYLINDER & LOCK (VAN)

- SET-CYLINDER & KEY
1-6
- A DOOR LOCK
 - B ASSY-CAP FUEL FILLER TANK
 - C BACK-DOOR
 - D KEY-HOLDER
 - E KEY-HOLDER
 - F CLIP RETAINING B/D CYLINDER LOCK
 - G CLIP RETAINING
 - H KEY



STANDARD

- H
- IGNITION SWITCH
 - TRUNK LID LOCK
 - FRONT DOOR LOCK
 - BACK DOOR LOCK

OPTION

- OPTION
- FUEL FILLER LOCK
 - KEY-RADIO ANTENNA

OPTION

- OPTION
- IGNITION SWITCH & STEERING LOCK

S	KEY NO.	PART NO.	PART NAME	QTY.	UNITS	MODEL	REA
---	---------	----------	-----------	------	-------	-------	-----

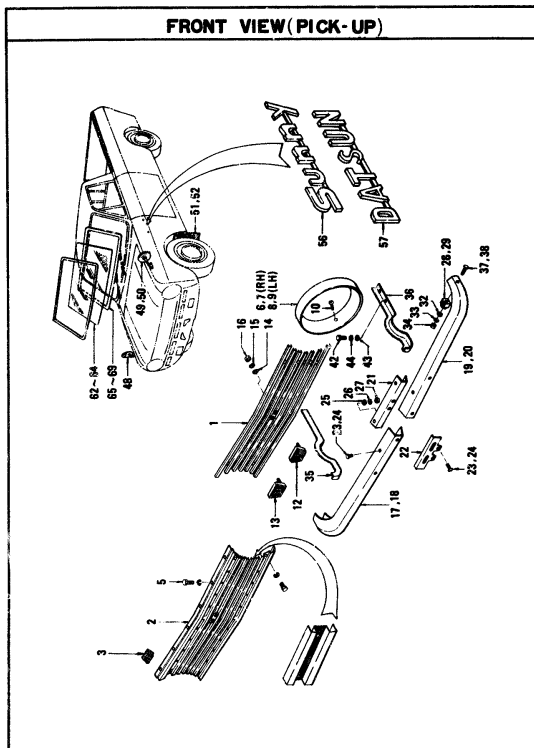
SET CYLINDER & LOCK (VAN)

1	80010-18104	SET-CYLINDER LOCK & KEY (TO SEP-67)	1	1	VAN STD	
2	80010-18303	SET-CYLINDER LOCK & KEY (TO SEP-67)	1	1	VAN DX	
3	80010-27801	SET-KEY & LOCK (FROM OCT-67)	2	1	VAN	Y
4	80010-27804	SET-KEY & LOCK (FROM OCT-67 TO SEP-68)	1	1	VAN	Y
5	80010-H0400	SET-KEY & LOCK (FROM OCT-68)	1	1	VAN	N
6	80010-H0401	SET-KEY & LOCK	1		VAN	Y
7	80010-27803	SET-KEY & LOCK FOR STRG LOCK (FROM OCT-67)	1		VAN	
8	80010-27805	SET-KEY & LOCK FOR STRG LOCK (TO SEP-68)	1	1	VAN	Y
9	80010-H0700	SET-KEY & LOCK FOR STRG LOCK (FROM OCT-68)	1	1	OP.VLT	N
10	48700-22001	ASSY-LOCK STEERING	1	1	OP.VAN L DRIVE	
11	48750-22001	ASSY SWITCH IGNITION FOR STRG LOCK	1	2	OP.VAN L DRIVE	
12	48750-A6900	ASSY-SWITCH IGNITION FOR STEERING LOCK	1		OP.VAN L DRIVE	Y
13	08705-22001	CAP SWITCH STRG LOCK (FROM OCT-67)	1	10	OP.VAN L DRIVE	
14	76964-18201	KEY-FUEL FILLER & RADIO ANTENNA	1		VAN	

N1

BODY (PICK-UP)

FRONT VIEW (PICK-UP)



SK' NO.	PART NO.	PART NAME	QTY	SALES UNIT	MODEL	ICA
---------	----------	-----------	-----	------------	-------	-----

FRONT VIEW (PICK-UP)

1	62303-15401	GRILLE=RADIATOR (TO SEP-68)	1	1	PICK-UP	
2	62303-00100	GRILLE=RADIATOR (FROM OCT-68)	1	1	PICK-UP	N
3	F2303-00100	RUBBER=ACCEPT	4	10	PICK-UP	
4	08963-10440	NUT=SPRING FIXING RADIATOR GRILLE	6	50	PICK-UP	
5	08513-40820	SCREW=TAPPING FIXING RADIATOR GRILLE	6	50	PICK-UP	
6	26041-15401	RIM=HEAD LAMP RH	1		PICK-UP	
7	26041-00100	RIM=HEAD LAMP RH	1	1	PICK-UP	Y
8	26042-15401	RIM=HEAD LAMP LH	1		PICK-UP	
9	26042-00100	RIM=HEAD LAMP LH	1	1	PICK-UP	Y
10	08533-41020	SCREW FIXING HEAD LAMP RIM	6	50	PICK-UP	
11	08964-10440	NUT=SPRING FIXING HEAD LAMP RIM	6	50	PICK-UP	
12	62311-27725	SLT=EMBLEM, RADIATOR GRILLE "S"	1	1	OP PICK-UP	
13	62311-27726	SLT=EMBLEM, RADIATOR GRILLE "D"	1	1	PICK-UP	
14	08915-43440	WASHER=PLAIN FIXING EMBLEM	2	50	PICK-UP	
15	08915-13410	WASHER=LOCK FIXING EMBLEM	2	50	PICK-UP	
16	06911-10410	NUT FIXING EMBLEM	2	50	PICK-UP	
17	62691-15400	BUMPER=FRONT RH	1	2	PICK-UP	

S	KEY NO.	PART NO.	PART NAME	QTY	SALES UNIT	MODEL	ICA
	18	62651-15401	BUMPER=FRONT RH CHROME PLATED	1	1	OP PICK-UP	
	19	62652-13400	BUMPER=FRONT LH	1	2	PICK-UP	
	20	62652-15401	BUMPER=FRONT LH CHROME PLATED	1	1	OP PICK-UP	
	21	62653-27700	CONNECTOR=BUMPER	1	1	PICK-UP	
	22	62654-18000	BRACKET=LICENCE PLATE	1	1	PICK-UP	
	23	62663-13400	BOLT FIXING BUMPER RH & LH	4	10	PICK-UP	
	24	62663-15401	BOLT=BUMPER	4	10	PICK-UP	Y
	25	08915-43610	WASHER=PLAIN FIXING BUMPER RH & LH	8	50	PICK-UP	
	26	08915-13610	WASHER=LOCK FIXING BUMPER RH & LH	8	50	PICK-UP	
	27	08911-10610	NUT FIXING BUMPER RH & LH	8	50	PICK-UP	
	28	62665-18001	BRACKET=FRONT BUMPER SIDE RH	1	1	PICK-UP	
	29	62666-18001	BRACKET=FRONT BUMPER SIDE LH	1	1	PICK-UP	
	30	62671-18000	WASHER=RUBBER FIXING BUMPER SIDE	2	10	PICK-UP	
	31	08110-62010	BOLT FIXING BUMPER SIDE	2	50	PICK-UP	
	32	08915-43610	WASHER=PLAIN FIXING BUMPER SIDE	2	50	PICK-UP	
	33	08915-13610	WASHER=LOCK FIXING BUMPER SIDE	1	50	PICK-UP	
	34	08911-10610	NUT FIXING BUMPER SIDE	2	50	PICK-UP	
	35	62655-18001	STAY=FRONT BUMPER RH	1	1	PICK-UP	
	36	62656-18001	STAY=FRONT BUMPER LH	1	1	PICK-UP	

81- - 2

REVISED: DECEMBER, 1970

Printed in Japan

S	KEY NO.	PART NO.	PART NAME	QTY	SALES UNIT	MODEL	ICA
	37	62663-15400	BOLT=BUMPER FIXING BUMPER	4	10	PICK-UP	
	38	62663-15401	BOLT=BUMPER	4	10	PICK-UP	Y
	39	08915-43610	WASHER=PLAIN FIXING BUMPER	4	50	PICK-UP	
	40	08915-13610	WASHER=LOCK FIXING BUMPER	4	50	PICK-UP	
	41	08911-10610	NUT FIXING BUMPER	4	50	PICK-UP	
	42	08113-32010	BOLT FIXING STAY TO MEMBER	4	50	PICK-UP	
	43	08915-43610	WASHER=PLAIN FIXING STAY TO MEMBER	4	50	PICK-UP	
	44	08915-13610	WASHER=LOCK FIXING STAY TO MEMBER	4	50	PICK-UP	
	45	62610-18000	COVER=UNDER	1	1	PICK-UP	
	46	08110-61210	BOLT FIXING UNDER COVER	4	50	PICK-UP	
	47	08915-13610	WASHER=LOCK FIXING UNDER COVER	4	50	PICK-UP	
	48	96301-27700	ASSY=BACK MIRROR, OUTSIDE RH ON FENDER	1	1	PICK-UP	
	49	96302-27700	ASSY=BACK MIRROR, OUTSIDE LH ON FENDER	1	1	PICK-UP	
	50	96301-10800	ASSY=BACK MIRROR, OUTSIDE LH ON DOOR	1	1	PICK-UP	
	51	63822-18000	MUD GUARD=FRONT FENDER	2	1	PICK-UP	
	52	63822-00100	MUD GUARD=FRONT FENDER	2	1	PICK-UP	Y
	53	63824-18000	BRACKET=MUD GUARD RH	1		PICK-UP	
	54	63825-18000	BRACKET=MUD GUARD LH	1		PICK-UP	
	55	63826-18000	WASHER=MUD GUARD FIXING MUD GUARD	6		PICK-UP	
	56	08913-41210	SCREW FIXING MUD GUARD	6	50	PICK-UP	

81- - 3

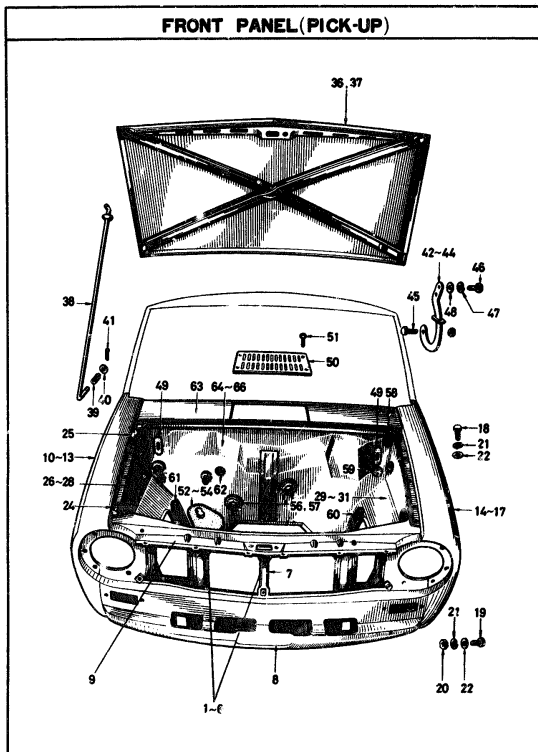
REVISED: DECEMBER, 1970

Printed in Japan

S	KEY NO.	PART NO.	PART NAME	QTY	SALES UNIT	MODEL	ICA
	57	08919-15410	WASHER-LOCK FIXING MUD GUARD	6	90	PICK-UP	
	58	63841-10025	EMBLEM-"SUNNY", FRONT FENDER	2	2	OP PICK-UP	
	59	63841-20900	EMBLEM-"DATSUN"	2	2	PICK-UP	
	60	63845-10000	CLIP-TUBULAR	6	51	PICK-UP	
	61	70802-10201	CLIP-SILL MOLDING	10	50	PICK-UP	
•	62	72613-15400	GLASS-WINDSHIELD T5	1	1	T, PICK-UP	
	63	72613-00100	GLASS-WINDSHIELD (ZONED TEMPERED T5,0)	1	1	PICK-UP	Y
	64	72613-05900	GLASS-WINDSHIELD T6,3	1	1	OP PICK-UP	
•	65	72610-15400	WEATHERSTRIP-WINDSHIELD GLASS	1	1	T, OP PICK-UP	
	66	72610-00100	WEATHERSTRIP-WINDSHIELD GLASS	1	1	T OP PICK-UP	Y
•	67	72610-15500	WEATHERSTRIP-WINDSHIELD GLASS	1		OP PICK-UP	
•	68	72610-15400	WEATHERSTRIP-WINDSHIELD GLASS	1	1	OP PICK-UP	Y
	69	72610-00100	WEATHERSTRIP-WINDSHIELD GLASS	1	1	OP PICK-UP	Y

M-134

FRONT PANEL(PICK-UP)



S	KEY NO.	PART NO.	PART NAME	QTY	SALES UNIT	MODEL	ICA
---	---------	----------	-----------	-----	------------	-------	-----

FRONT PANEL(PICK-UP)

1	62500-15461	ASSY-SUPPORT,RADIATOR CORE	1	1	Y
2	62500-27700	ASSY-SUPPORT RADIATOR GRILLE	1	1	PICK-UP R DRIVE
3	62500-27700	ASSY-SUPPORT RADIATOR GRILLE	1	1	PICK-UP R DRIVE
4	62500-19500	ASSY-SUPPORT,RADIATOR CORE	1	1	LY
5	62500-24900	ASSY-SUPPORT RADIATOR GRILLE	1	1	PICK-UP L DRIVE
6	62500-27701	ASSY-SUPPORT RADIATOR GRILLE	1	1	PICK-UP L DRIVE
7	62511-18001	STAY-RADIATOR CORE SUPPORT	1	1	PICK-UP
8	62601-18030	PANEL-FRONT APRON	1	1	PICK-UP
9	62512-18001	RAIL-RADIATOR CORE SUPPORT	1	1	PICK-UP
10	63100-19530	ASSY-FENDER,FRONT RH	1	1	PICK-UP
11	63100-19533	ASSY-FENDER FRONT RH	1	2	PICK-UP
12	63100-60200	ASSY-FENDER FRONT RH (FROM JULY-69)	1	2	PICK-UP
13	63100-60225	ASSY-FENDER FRONT RH	1	2	PICK-UP
14	63101-19530	ASSY-FENDER,FRONT LH	1	1	PICK-UP
15	63101-19533	ASSY-FENDER FRONT LH	1	2	PICK-UP
16	63101-60200	ASSY-FENDER FRONT LH (FROM JULY-69)	1	2	PICK-UP
17	63101-60225	ASSY-FENDER FRONT LH	1	2	PICK-UP
18	06310-61610	SCREW	10	50	PICK-UP

S	KEY NO.	PART NO.	PART NAME	QTY	SALES UNIT	MODEL	ICA
19		08110-61610	BULT FIXING FRONT FENDER	6	90	PICK-UP	
20		08911-10610	NUT FIXING FRONT FENDER	4	90	PICK-UP	
21		08915-13610	WASHER-LOCK FIXING FRONT FENDER	16	90	PICK-UP	
22		08915-43610	WASHER-PLAIN FIXING FRONT FENDER	16	90	PICK-UP	
23		63810-18000	SEALER=FRONT FENDER	2	9	PICK-UP	
24		69197-18001	BUMPER=HOOD FRONT	2	10	PICK-UP	
25		69198-18000	BUMPER=HOOD REAR	2	10	PICK-UP	
26		64100-27700	ASSY=ANEL, HOOD LEDGE RH (TO SEP-68)	1	1 T		
27		64100-40100	ASSY=ANEL, HOOD LEDGE RH (FROM OCT-68)	1	1 T		N
28		64100-24900	ASSY=ANEL, HOOD LEDGE RH	1	1 LT		
29		64101-18031	ASSY=ANEL, HOOD LEDGE LH (TO SEP-68)	1	1 T		
30		64101-40100	ASSY=ANEL, HOOD LEDGE LH (FROM OCT-68)	1	1 T		N
31		64101-24900	ASSY=ANEL, HOOD LEDGE LH	1	1 LT		
32		74942-09900	PLUG=RUBBER 21 D	1	10	PICK-UP	
33		64801-18003	SCREEN=HOOD LEDGE RH	1	1	PICK-UP	
34		64802-18003	SCREEN=HOOD LEDGE LH	1	1	PICK-UP	
35		64803-18000	FASTENER=NYLON	14	10	PICK-UP	
36		65100-18030	ASSY=ANEL, HOOD	1	1	PICK-UP N DRIVE	
37		65100-24900	ASSY=ANEL, HOOD	1	1	PICK-UP L DRIVE	
38		65510-18001	RUD=HOOD SUPPORT	1	1	PICK-UP	

S	KEY NO.	PART NO.	PART NAME	QTY	SALES UNIT	MODEL	ICA
39		65715-10601	SPRING=HOOD SUPPORT	1	10	PICK-UP	
40		08915-13810	WASHER=PLAIN	2	90	PICK-UP	
41		00921-01510	PIN=COTTER	1	90	PICK-UP	
42		65401-18000	ASSY=HINGE, HOOD	2	1	PICK-UP	
43		65401-40100	ASSY=HINGE HOOD	2	1	PICK-UP	Y
44		65401-40101	ASSY=HINGE HOOD	2		PICK-UP	Y
45		65409-18000	PIN=HOOD HINGE	2	10	PICK-UP	
46		08110-61210	BULT FIXING WINGE TO HOOD	4	90	PICK-UP	
47		08915-13610	WASHER-LOCK FIXING WINGE TO HOOD	4	90	PICK-UP	
48		08915-43610	WASHER=PLAIN FIXING WINGE TO HOOD	4	90	PICK-UP	
49		65433-18000	SEAL=HOOD HINGE	2	10	PICK-UP	
50		66801-18001	GRILLE=COUL TOP	1	1	PICK-UP	
51		08530-41220	SCREW FIXING COUL TOP GRILLE	4	90	PICK-UP	
52		67811-20900	ASSY=GRONMET, STEERING POST	1	9 T		
53		67811-40900	ASSY=GRONMET, STEERING POST	1	1 T		Y
54		67811-24900	ASSY=GRONMET, STEERING POST	1	1 LT		
55		08513-91010	SCREW FIXING STEERING POST GRONMET	4	90	PICK-UP	
56		27363-18001	GRONMET=HEATER NOSE RH	1	9	PICK-UP	
57		27363-27701	GRONMET=HEATER NOSE LH	1	9	PICK-UP	
58		27363-01300	GRONMET=ANTENNA CABLE	1	10	PICK-UP	
59		24250-89934	GRONMET=ANTENNA CABLE	1	10	PICK-UP	N
60		27428-14800	GRONMET=WASHER TUBE	1	10	PICK-UP	

N7

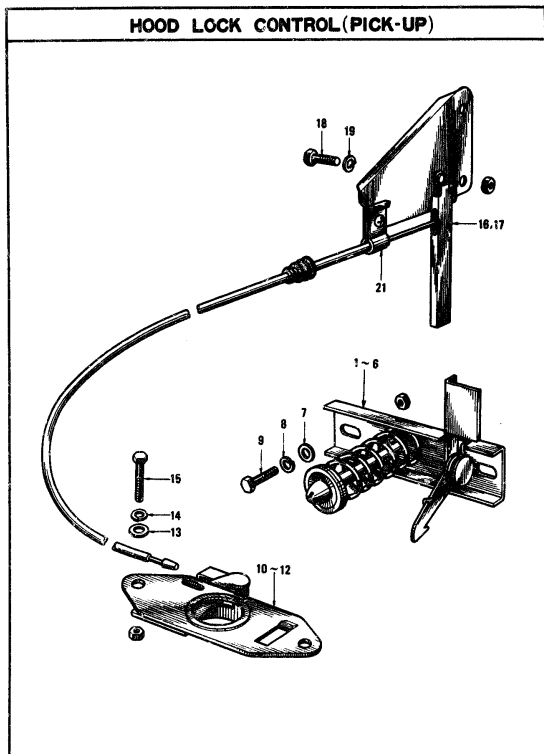
FIG. 82

NISSAN MOTOR CO., LTD.

S	KEY NO.	PART NO.	PART NAME	QTY	SALES UNIT	MODEL	ICA
	61	00951-20600	GRONMET-BRAKE TUBE & FUEL TUBE	3	10	PICK-UP	
	62	00951-10400	GRONMET-CHECK CONTROL WIRE	1	50	PICK-UP	
	63	66300-10030	ASSY-PANEL, COHL TOP	1	1	PICK-UP	
	64	67100-27700	ASSY-PANEL, DASH (TO SEP-68)	1	1	T	
	65	67100-40100	ASSY-PANEL, DASH (FROM OCT-68)	1	1	T	N
	66	67100-27702	ASSY-PANEL, DASH	1	1	LT	

M-11

HOOD LOCK CONTROL (PICK-UP)



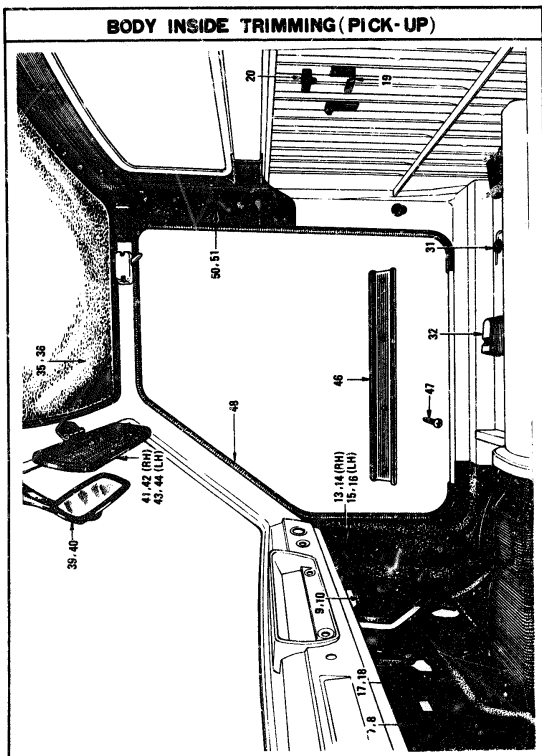
S	KEY NO.	PART NO.	PART NAME	QTY	SALES UNIT	MODEL	ICA
---	---------	----------	-----------	-----	------------	-------	-----

HOOD LOCK CONTROL (PICK-UP)

M-1000

1	65601-18000	ASSY-MALE, HOOD LOCK	1	1	T		
2	65601-18001	HOOD LOCK MALE ASSY	1	1	T		
3	65601-18002	HOOD LOCK MALE ASSY	1	1	T		
4	65601-24900	ASSY-MALE, HOOD LOCK	1	1	LT		
5	65601-24901	HOOD LOCK MALE ASSY	1	1	LT		
6	65601-24902	HOOD LOCK MALE ASSY	1	1	LT		
7	08913-43610	WASHER-PLAIN	2	50	PICK-UP		
8	08915-13610	WASHER-LOCK FIXING HOOD LOCK MALE	2	50	PICK-UP		
9	08110-61210	BOLT	2	50	PICK-UP		
10	65610-18000	ASSY-FEMALE, HOOD LOCK	1	1	T		
11	65610-21000	HOOD LOCK FEMALE ASSY	1	1	T		
12	65610-24900	ASSY-FEMALE, HOOD LOCK	1	1	LT		
13	08913-43610	WASHER-PLAIN	2	50	PICK-UP		
14	08915-13610	WASHER-LOCK FIXING HOOD LOCK FEMALE	2	50	PICK-UP		
15	08110-61210	BOLT	2	50	PICK-UP		
16	65710-18000	ASSY-CONTROL, HOOD LOCK	1	1	T		
17	65710-24900	ASSY-CONTROL, HOOD LOCK	1	1	LT		
18	08302-51810	SCREW	2	50	PICK-UP		
19	08913-13510	WASHER-LOCK	2	50	PICK-UP		
20	08330-40620	SCREW	2	50	PICK-UP		
21	65714-18000	CLAMP-WIRE, HOOD LOCK CONTROL	1	10	PICK-UP		

BODY INSIDE TRIMMING (PICK-UP)



M-1335

S	KEY NO.	PART NO.	PART NAME	QT'	SALES UNIT	MODEL	ICA
---	---------	----------	-----------	-----	------------	-------	-----

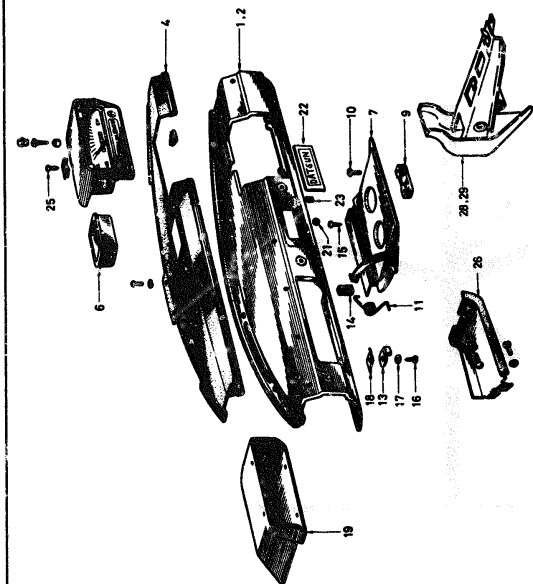
BODY INSIDE TRIMMING (PICK-UP)

1	66501-18001	ASSY-AIR VENTILATOR	1	PICK-UP
2	66503-18001	ASSY-LID, AIR VENTILATOR	1	PICK-UP
3	66505-18001	SPRING-AIR VENTILATOR	1	PICK-UP
4	66507-18000	PIN-AIR VENTILATOR	1	10 PICK-UP
5	08310-51610	SCREW FIXING AIR VENTILATOR	3	50 PICK-UP
6	08915-43510	WASHER-PLAIN FIXING AIR VENTILATOR	3	50 PICK-UP
7	67900-18001	ASSY-INSULATOR, DASH LH	1	1 T
8	67901-24900	ASSY-INSULATOR, DASH LH	1	1 LT
9	67900-27700	ASSY-INSULATOR, DASH RH	1	1 T
10	67900-24900	ASSY-INSULATOR, DASH RH	1	1 LT
11	67902-18000	ASSY-INSULATOR, DASH CENTER	1	1 PICK-UP
12	67931-08700	FASTENER-INSULATOR	10	50 PICK-UP
13	66900-27700	TRIMMING=DASH SIDE BROWN YN RED	1	1 T
14	66900-27702	TRIMMING=DASH SIDE BROWN YN RED	1	1 LT
15	66900-27701	TRIMMING=DASH SIDE BROWN LH RED	1	1 T
16	66900-27703	TRIMMING=DASH SIDE BROWN LH RED	1	1 LT
17	74903-27704	MAT=FRONT FLOOR BLUE	1	1 T
18	74903-27706	MAT=FRONT FLOOR RED	1	1 LT

S	KEY NO.	PART NO.	PART NAME	QTY	SALES UNIT	MODEL	ICA
	19	99624-15401	SUPPORT=CUSHION, JACK HANDLE	2	10	PICK-UP	
	20	99625-15401	CUSHION=JACK HANDLE	2	10	PICK-UP	
	21	00114-71610	BOLT	2	50	PICK-UP	
	22	74931-27700	INSULATOR=FLOOR FRONT RH	1	1	T	
	23	74931-00100	INSULATOR=FLOOR FRONT RH	1	1	PICK-UP	
	24	74931-27701	INSULATOR=FLOOR FRONT RH	1	1	LT	
•	25	74931-18000	INSULATOR=FLOOR FRONT LH	1	1	T	
	26	74931-18196	INSULATOR=FLOOR FRONT LH	1	1	T	Y
	27	74932-27701	INSULATOR FLOOR FRONT LH	1	1	LT	
•	28	74933-18000	INSULATOR=TUNNEL FRONT	1	1	T	
	29	74933-18197	INSULATOR=TUNNEL FRONT	1	1	T	Y
	30	74933-24900	INSULATOR=TUNNEL FRONT	1	1	LT	
	31	74942-04100	PLUG=RUBBER 25 D	4	50	PICK-UP	
	32	74320-15400	ASSY=BRACKET, SEAT	2	1	PICK-UP	
	33	74910-15500	COVER=TUNNEL, FLOOR REAR(RED)	1	1	T	
	34	74910-15501	COVER=TUNNEL, FLOOR REAR(RED)	1	1	LT	
•	35	73910-15400	FINISH=ROOF	1	1	PICK-UP	
	36	73910-00100	ASSY=HEAD LINING	1	1	PICK-UP	Y
•	37	73961-15400	WELT=ROOF RAIL	1	1	PICK-UP	
	38	73961-00100	WELT=ROOF RAIL	1	1	PICK-UP	Y
	39	96321-18001	ASSY=BACK MIRROR, INSIDE	1	5	PICK-UP	

S	KEY NO.	PART NO.	PART NAME	QTY	SALES UNIT	MODEL	ICA
	40	08330-51220	SCREW FIXING BACK MIRROR	2	50	PICK-UP	
	41	96400-27700	ASSY=SUN VISOR RH	1	1	PICK-UP	
	42	96400-00100	ASSY=SUN VISOR RH	1	1	OP PICK-UP L DRIVE	C
	43	96401-27700	ASSY=SUN VISOR LH	1	1	PICK-UP	
	44	96401-00100	ASSY=SUN VISOR LH	1	1	OP PICK-UP	C
	45	08513-40810	SCREW FIXING SUN VISOR	3	50	PICK-UP	
	46	74950-15401	PLATE=KICKING	2	1	PICK-UP	
	47	08510-71210	SCREW FIXING KICKING PLATE	8	50	PICK-UP	
	48	76921-18006	WELT=BODY SIDE RED	2	1	PICK-UP	
	49	68643-35000	BUMPER=RUBBER, COMPARTMENT LID	4	50	PICK-UP	
	50	76905-15400	COVER=BODY SIDE UPPER, INNER RH	1		PICK-UP	
	51	76906-15400	COVER=BODY SIDE UPPER, INNER LH	1		PICK-UP	
	52	08510-70810	SCREW FIXING COVER	10	50	PICK-UP	

INSTRUMENT PANEL FITTING(PICK-UP R DRIVE)

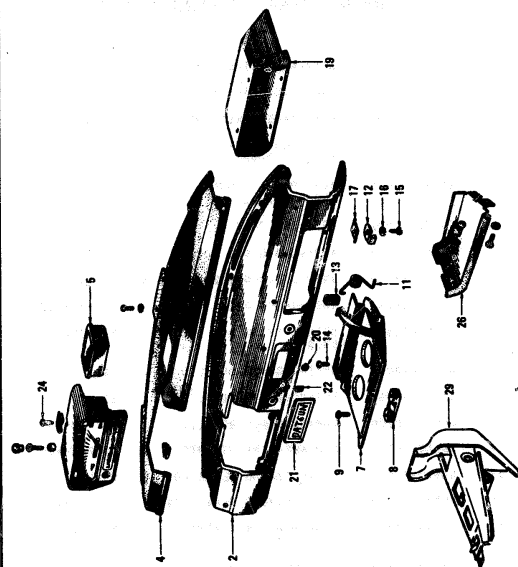


REVISED: 1969, DECEMBER

-F85-1-

Printed in Japan

INSTRUMENT PANEL FITTING(PICK-UP L DRIVE)



REVISED: SEPTEMBER, 1970

--452--

Printed in Japan

S	KEY NO.	PART NO.	PART NAME	QTY	SALES UNIT	MODEL	ICA
---	---------	----------	-----------	-----	------------	-------	-----

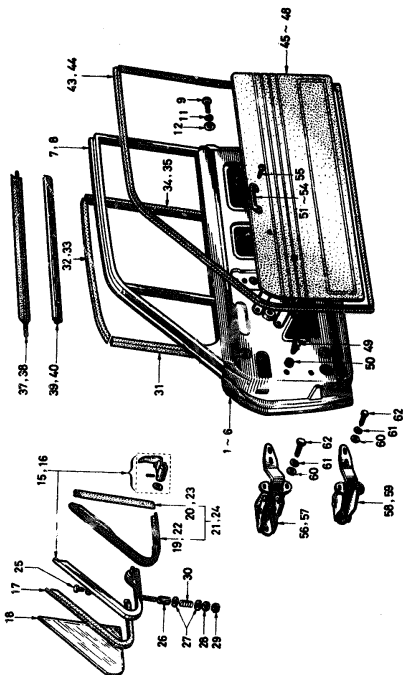
INSTRUMENT PANEL FITTING(PICK-UP)

1	68100-18030	ASSY=ANEL, INSTRUMENT	1	1	T		
2	68100-27700	ASSY=ANEL, INSTRUMENT	1	1	T		Y
3	68100-19900	ASSY=ANEL, INSTRUMENT	1	1	LT		
4	68910-00100	ASSY PAD INSTRUMENT (FROM OCT-68)	1	1	T		
5	68910-00200	ASSY PAD INSTRUMENT (FROM OCT-68)	1	1	LT		
6	96500-27701	ASSY=ASH TRAY	1	1	PICK-UP		
7	68600-18002	ASSY=LID, GLOVE BOX	1	1	T		
8	68600-24900	ASSY=LID, GLOVE BOX	1	1	LT		
9	68607-18001	KNOB=GLOVE BOX	1	5	PICK-UP		
10	08310-40800	SCREW FIXING BOX LID KNOB	2	50	PICK-UP		
11	68610-18002	SPRING=GLOVE BOX LID	1	10	T		
12	68610-24900	SPRING=GLOVE BOX LID	1	10	LT		
13	68643-18000	BUMPER=GLOVE BOX LID	2	10	PICK-UP		
14	68622-18000	GRONMET=LINK STOPPER	1	10	PICK-UP		
15	08910-41210	SCREW FIXING GLOVE BOX	2	50	PICK-UP		
16	08920-41210	SCREW FIXING GLOVE BOX	2	50	PICK-UP		
17	08915-43410	WASHER=PLAIN FIXING GLOVE BOX	2	50	PICK-UP		
18	08963-10410	NUT=SPRING FIXING GLOVE BOX	2	50	PICK-UP		
19	68940-18002	ASSY=BOX, GLOVE	1	1	T		
20	68940-24900	ASSY=BOX, GLOVE	1	1	LT		

M-1109

S	KEY NO.	PART NO.	PART NAME	QTY	SALES UNIT	MODEL	ICA
21	68071-10600	PLUG=CIGARETTE LIGHTER HOLE	1	5	PICK-UP		
22	68010-18000	MASK=RADIO APERTURE	1	1	PICK-UP		
23	00910-11000	SPIRE=FIXING	2	50	PICK-UP		
24	68020-18200	FINISHER=DEFROSTER NOZZLE	2	1	PICK-UP		
25	08930-41220	SCREW	1	50	PICK-UP		
26	96000-18200	TRAY=PACKAGE	1	1	T		
27	96000-24900	TRAY=PACKAGE	1	1	LT		
28	44570-18000	ASSY=BRACKET, PEDAL & STEERING POST (TO SEP-68)	1	1	T		
29	44570-H0190	ASSY=BRACKET, PEDAL & STEERING POST (FROM OCT-68)	1	1	T		N
30	44570-24900	ASSY=BRACKET, PEDAL & STEERING POST	1	1	LT		

DOOR FITTING(PICK-UP)



S	KEY NO.	PART NO.	PART NAME	QTY	SALES UNIT	MODEL	ICA
---	---------	----------	-----------	-----	------------	-------	-----

DOOR FITTING(PICK-UP)

1	80100-19400	ASSY= PANEL, DOOR RH (TO SEP-68)	1	1	PICK-UP		
2	80100-00100	ASSY= PANEL, DOOR RH (FROM OCT-68)	1	1	PICK-UP		
3	80101-19400	ASSY= PANEL, DOOR LH (TO SEP-68)	1		PICK-UP		
4	80101-00100	ASSY= PANEL, DOOR LH (FROM OCT-68)	1	1	PICK-UP		
5	80152-19400	PANEL= DOOR OUTSIDE RH	1	1	PICK-UP		
6	80153-19400	PANEL= DOOR OUTSIDE LH	1	1	PICK-UP		
7	80202-19400	ASSY= SASH, DOOR WINDOW RH	1	1	PICK-UP		
8	80203-19400	ASSY= SASH, DOOR WINDOW LH	1	1	PICK-UP		
9	00310-61010	SCREW FIXING DOOR SASH	4	50	PICK-UP		
10	00310-61610	SCREW FIXING DOOR SASH	6	50	PICK-UP		
11	08915-13610	WASHER= LOCK FIXING DOOR SASH	10	50	PICK-UP		
12	08915-43610	WASHER= PLAIN FIXING DOOR SASH	10	50	PICK-UP		
13	80247-20900	ASSY= VENTILATOR, DOOR GLASS RH	1	1	PICK-UP		
14	80248-20900	ASSY= VENTILATOR, DOOR GLASS LH	1	1	PICK-UP		
15	80249-18000	ASSY= FRAME, DOOR VENTILATOR RH	1	1	PICK-UP		
16	80250-18000	ASSY= FRAME, DOOR VENTILATOR LH	1	1	PICK-UP		

S KEY NO.	PART NO.	PART NAME	QTY	SALES UNIT	MODEL	ICA
17	80285-27700	RUBBER=GLAZING, DOOR VENTILATOR	2	1	PICK-UP	
18	80286-20900	GLASS=DOOR VENTILATOR T3	2	1	PICK-UP	
19	80242-18001	WEATHERSTRIP=DOOR VENTILATOR RH	1	1	PICK-UP	
20	80244-18000	WEATHERSTRIP=DOOR VENTILATOR PARTITION RH	1	5	PICK-UP	
21	80240-27700	ASSY WEATHERSTRIP=DOOR VENTILATOR RH	1	1	PICK-UP	Y
22	80243-18001	WEATHERSTRIP=DOOR VENTILATOR LH	1	5	PICK-UP	
23	80245-18000	WEATHERSTRIP=DOOR VENTILATOR PARTITION LH	1	5	PICK-UP	
24	80241-27700	ASSY WEATHERSTRIP=DOOR VENTILATOR LH	1	1	PICK-UP	Y
25	80295-10600	RIVET=TUBULAR	2	50	PICK-UP	
26	80263-18000	TUBE=DISTANCE	2	10	PICK-UP	
27	08915-43610	WASHER=PLAIN FIXING DOOR VENTILATOR	4	50	PICK-UP	
28	08911-30610	NUT FIXING DOOR VENTILATOR	2	50	PICK-UP	
29	08911-10610	NUT FIXING DOOR VENTILATOR	2	50	PICK-UP	
30	80247-32200	SPRING	2	10	PICK-UP	
31	80337-20900	RUBBER=GLASS RUN "A"	2	5	PICK-UP	
32	80338-15500	RUBBER=GLASS RUN "B"	2	5	PICK-UP	
33	80338-02001	RUBBER=GLASS RUN B	2		PICK-UP	
34	80339-20900	RUBBER=GLASS RUN "C"	2	5	PICK-UP	
35	80339-05001	RUBBER=GLASS RUN C	2		PICK-UP	

M-181

S KEY NO.	PART NO.	PART NAME	QTY	SALES UNIT	MODEL	ICA
36	80317-18000	CUSHION=WINDOW GLASS	2	10	PICK-UP	
37	80341-25100	WEATHERSTRIP=WINDOW GLASS, OUTSIDE RH	1	5	PICK-UP	
38	80342-25100	WEATHERSTRIP=WINDOW GLASS, OUTSIDE LH	1	5	PICK-UP	
39	80320-15500	ASSY=WEATHERSTRIP, DOOR WINDOW GLASS, INSIDE	2	5	PICK-UP	
40	80320-25100	ASSY=WEATHERSTRIP, DOOR WINDOW GLASS, INSIDE	2	5	OP FOR AUSTRALIA	
41	80324-18000	CLIP=DOOR WEATHERSTRIP	10	10	PICK-UP	
42	08805-15400	SCREEN=SEAL, DOOR INSIDE VINYL	2	1	PICK-UP	
43	80810-15401	WEATHERSTRIP=DOOR RH	1	1	PICK-UP	
44	80811-15401	WEATHERSTRIP=DOOR LH	1	1	PICK-UP	
45	80900-15403	ASSY=FINISH, DOOR RED RH (TO SEP-68)	1	1	PICK-UP	
46	80900-00100	ASSY=FINISH, DOOR RED RH (FROM OCT-68)	1	1	PICK-UP	Y
47	80901-15403	ASSY=FINISH, DOOR RED LH (TO SEP-68)	1	1	PICK-UP	
48	80901-00100	ASSY=FINISH, DOOR RED LH (FROM OCT-68)	1	1	PICK-UP	N
49	80919-89900	CLIP=DOOR FINISH	6	10	PICK-UP	
50	80929-32200	CAP=DOOR FINISH CLIP	6	50	PICK-UP	
51	80691-76261	HANDLE=PULL	2	2	PICK-UP	
52	80691-23100	HANDLE=PULL	2	2	PICK-UP	C
53	80960-01000	HANDLE=PULL (FROM JULY-69)	2	5	PICK-UP	Y
54	80691-A0609	HANDLE=PULL	2	2	PICK-UP	Y
55	08330-51210	SCREW FIXING PULL HANDLE	4	50	PICK-UP	

N15

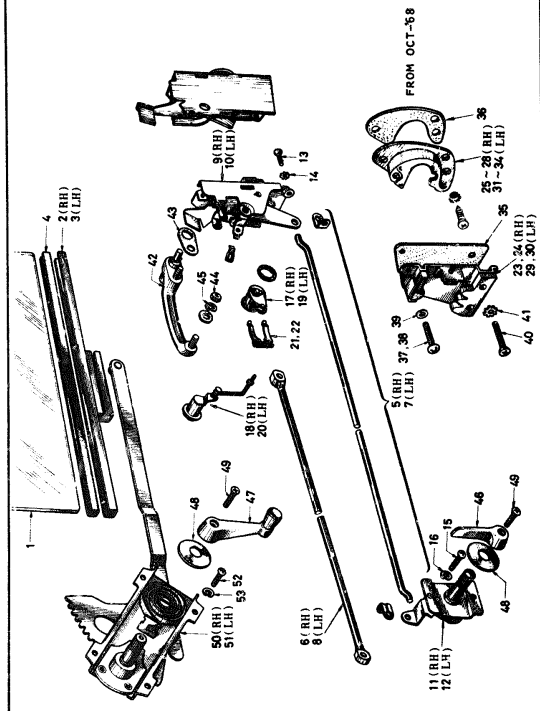
FIG. 86

NISSAN MOTOR CO., LTD.

S	KEY NO.	PART NO.	PART NAME	QTY	SALES UNIT	MODEL	ICA
	56	80400-18000	ASSY=HINGE,DOOR UPPER RH	1	1	PICK-UP	
	57	80401-18000	ASSY=HINGE,DOOR UPPER LH	1	1	PICK-UP	
	58	80402-18000	ASSY=HINGE,DOOR LOWER RH	1	1	PICK-UP	
	59	80403-18000	ASSY=HINGE,DOOR LOWER LH	1	1	PICK-UP	
	60	08915-42810	WASHER PLAIN FIXING DOOR HINGE	20		PICK-UP	
	61	08915-13810	WASHER-LOCK FIXING DOOR HINGE	20	50	PICK-UP	
	62	08143-82010	BOLT FIXING DOOR HINGE	20	50	PICK-UP	

N-153

DOOR LOCK & REGULATOR(PICK-UP)



REVISED: MARCH, 1970

-F87-1-

Printed in Japan

S	KEY NO.	PART NO.	PART NAME	QTY	SALES UNIT	MODEL	ICA
---	---------	----------	-----------	-----	------------	-------	-----

DOOR LOCK & REGULATOR(PICK-UP)

1	80308-15900	GLASS-DOOR WINDOW	2	1	PICK-UP		
2	80302-15400	ASSY-CHANNEL, GLASS BOTTOM RH	1	1	PICK-UP		
3	80303-15400	ASSY-CHANNEL, GLASS BOTTOM LH	1	1	PICK-UP		
4	80312-15900	RUBBER-GLAZING	2	5	PICK-UP		
5	80500-15400	ASSY-LOCK & REMOTE CONTROL RH (TO SEP-68)	1	1	PICK-UP		
6	80500-60100	ASSY-LOCK & REMOTE CONTROL RH (FROM OCT-68)	1	1	PICK-UP	N	
7	80501-15400	ASSY-LOCK & REMOTE CONTROL LH (TO SEP-68)	1	1	PICK-UP		
8	80501-60100	ASSY-LOCK & REMOTE CONTROL LH (FROM OCT-68)	1	1	PICK-UP	N	
9	80502-18000	ASSY-LOCK, DOOR RH	1	1	PICK-UP		
10	80503-18000	ASSY-LOCK, DOOR LH	1	1	PICK-UP		
11	80504-18000	ASSY-REMOTE CONTROL RH	1	1	PICK-UP		
12	80505-18000	ASSY-REMOTE CONTROL LH	1	1	PICK-UP		
13	08320-61010	SCREW FIXING DOOR LOCK	6	50	PICK-UP		
14	08916-43610	WASHER-LOCK FIXING DOOR LOCK	6	50	PICK-UP		
15	08310-61010	SCREW FIXING REMOTE CONTROL	4	50	PICK-UP		
16	08915-13610	WASHER-LOCK FIXING REMOTE CONTROL	4	50	PICK-UP		
17	80600-16300	ASSY-CYLINDER, DOOR LOCK RH (TO SEP-68)	1	1	PICK-UP		

870 = 1

REVISED: DECEMBER, 1970

Printed in Japan

S	KEY NO.	PART NO.	PART NAME	QTY	SALES UNIT	MODEL	ICA
	18	80600-110100	ASSY-CYLINDER, DOOR LOCK RH (FROM OCT-68)	1	1 PICK-UP	I	
	19	80601-16300	ASSY-CYLINDER, DOOR LOCK LH (TO SEP-68)	1	1 PICK-UP		
	20	80601-H0100	ASSY-CYLINDER, DOOR LOCK LH (FROM OCT-68)	1	1 PICK-UP	N	
•	21	80590-10600	CLIP-RETAINER, CYLINDER LOCK	2	PICK-UP		
	22	80590-10601	CLIP-RETAINING, CYL LOCK	2	10 PICK-UP	Y	
•	23	80570-18001	ASSY-STRIKER, DOOR LOCK RH	1	5 PICK-UP		
	24	80570-27700	ASSY-STRIKER, DOOR LOCK RH	1	5 PICK-UP	Y	
•	25	80570-24800	ASSY STRIKER DOOR LOCK RH (FROM OCT-68)	1	1 PICK-UP	N	
	26	80570-21000	ASSY STRIKER DOOR LOCK RH (FROM OCT-68)	1	1 PICK-UP	Y	
•	27	80570-78501	ASSY-STRIKER DOOR LOCK RH	1	1 PICK-UP	Y	
	28	80570-E6000	ASSY-STRIKER DOOR LOCK RH	1	1 PICK-UP	Y	
•	29	80571-18001	ASSY-STRIKER, DOOR LOCK LH	1	1 PICK-UP		
	30	80571-27700	ASSY-STRIKER, DOOR LOCK LH (TO SEP-68)	1	5 PICK-UP	Y	
•	31	80571-24800	ASSY STRIKER DOOR LOCK LH (FROM OCT-68)	1	1 PICK-UP	N	
	32	80571-21000	ASSY STRIKER DOOR LOCK LH (FROM OCT-68)	1	1 PICK-UP	Y	
•	33	80571-78501	ASSY-STRIKER DOOR LOCK LH	1	1 PICK-UP	Y	
	34	80571-E6000	ASSY-STRIKER DOOR LOCK LH	1	1 PICK-UP	Y	

N-1363

S	KEY NO.	PART NO.	PART NAME	QTY	SALES UNIT	MODEL	ICA
	35	80575-18000	SHIM-STRIKER (TO SEP-68)	2	1 PICK-UP		
	36	80575-24800	SHIM-STRIKER (FROM OCT-68)	2	5 PICK-UP	N	
•	37	80310-61210	SCREW FIXING DOOR LOCK STRIKER	2	50 PICK-UP		
	38	80310-61212	SCREW FIXING DOOR LOCK STRIKER	2	50 PICK-UP	Y	
	39	80915-13610	WASHER-LOCK FIXING DOOR LOCK STRIKER	2	50 PICK-UP		
	40	80320-63010	SCREW FIXING DOOR LOCK STRIKER	4	50 PICK-UP		
	41	80916-43610	WASHER LOCK FIXING DOOR LOCK STRIKER	4	50 PICK-UP		
	42	80605-18001	ASSY-HANDLE, DOOR OUTSIDE	2	1 PICK-UP		
	43	80607-18000	PLATE-DOOR HANDLE	2	1 PICK-UP		
	44	80911-10510	NUT FIXING DOOR OUTSIDE HANDLE	4	50 PICK-UP		
	45	80915-13510	WASHER-LOCK FIXING DOOR OUTSIDE HANDLE	4	50 PICK-UP		
	46	80672-18001	HANDLE-DOOR INSIDE	2	1 PICK-UP		
	47	80760-18001	ASSY-HANDLE, DOOR WINDOW REGULATOR	2	1 PICK-UP		
	48	80675-18000	WASER-SEATING, INSIDE HANDLE	4	10 PICK-UP		
	49	80330-51620	SCREW FIXING HANDLE	4	50 PICK-UP		
	50	80780-15400	ASSY-REGULATOR, DOOR WINDOW RH	1	1 PICK-UP		
	51	80781-15400	ASSY-REGULATOR, DOOR WINDOW LH	1	1 PICK-UP		
•	52	80310-61210	SCREW FIXING DOOR REGULATOR	6	50 PICK-UP		

B4

FIG 87

NISSAN MOTOR CO., LTD.

S	KEY NO.	PART NO.	PART NAME	QTY	SALES UNIT	MODEL	ICA
	53	00310-61212	SCREW=FIXING DOOR REGULATOR	8	50	PICK-UP	Y
	54	00915-13610	WASHER=LOCK FIXING DOOR REGULATOR	8	50	PICK-UP	Y
	55	00010-15401	SET=CYLINDER LOCK & KEY	1	1	PICK-UP	Y

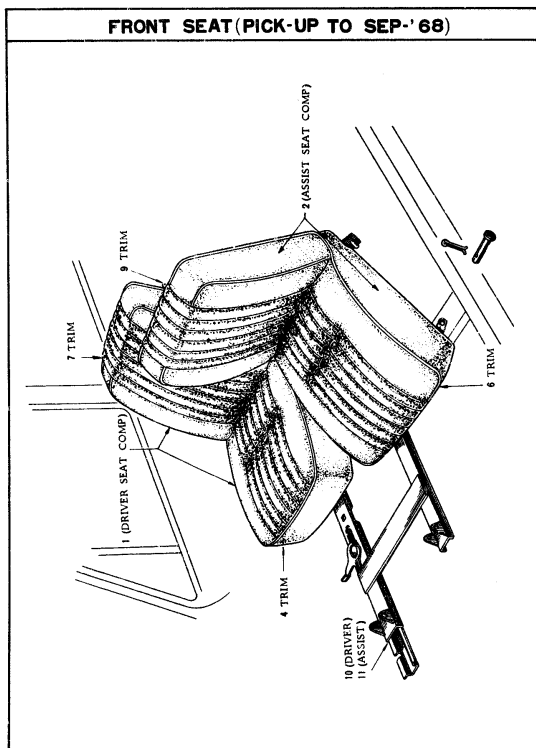
B-134

87- 4

REVISED: DECEMBER, 1970

Printed in Japan

FRONT SEAT(PICK-UP TO SEP-'68)

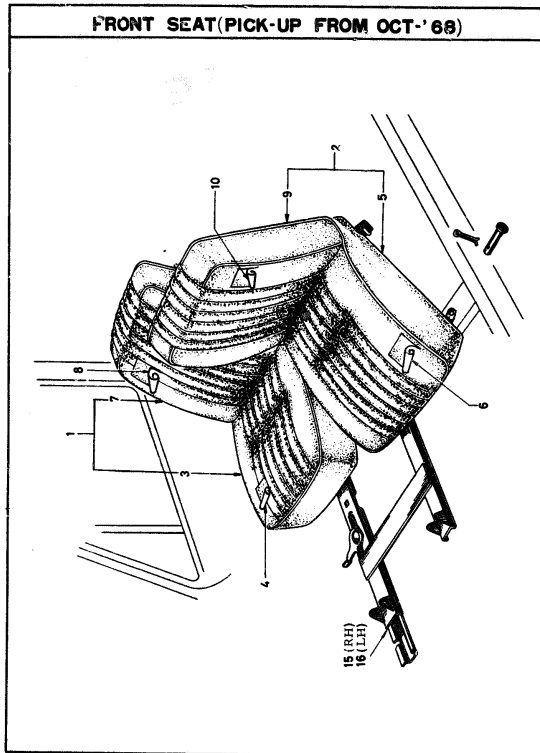


KEY NO.	PART NO.	PART NAME	QTY	SALES UNIT	MODEL	ICA
---------	----------	-----------	-----	------------	-------	-----

FRONT SEAT(PICK-UP TO SEP-'68)

1	87000-15500	ASSY-SEAT, DRIVER	1	PICK-UP
2	87050-15500	ASSY-SEAT, ASSIST	1	PICK-UP
3	87300-15500	ASSY-SEAT, CUSHION, DRIVER	1	PICK-UP
4	87320-15500	ASSY-TRIM, CUSHION, DRIVER	1	PICK-UP
5	87350-15500	ASSY-SEAT, CUSHION ASSIST	1	PICK-UP
6	87370-15500	ASSY-TRIM, CUSHION ASSIST	1	PICK-UP
7	87620-15500	ASSY-TRIM, BACK, DRIVER	1	PICK-UP
8	87650-15500	ASSY-SEAT, BACK, ASSIST	1	PICK-UP
9	87670-15500	ASSY-TRIM, BACK, ASSIST	1	PICK-UP
10	87500-24800	ASSY-SLIDE, RH	1	1 PICK-UP
11	87550-24800	ASSY-SLIDE, LH	1	1 PICK-UP
12	08310-81410	SCREW FIXING SLIDE TO FLOOR	4	50 PICK-UP
13	08915-43810	WASHER LOCK FIXING SLIDE TO FLOOR	4	50 PICK-UP
14	08915-13810	NUT FIXING SLIDE TO FLOOR	4	50 PICK-UP
15	08911-10810	NUT M8 FIXING SEAT TO SLIDER	4	PICK-UP
16	08915-13810	WASHER-LOCK FIXING SEAT TO SLIDER	4	50 PICK-UP
17	86800-18000	SET-BELT, SAFETY SEAT	1	1 OP PICK-UP

FRONT SEAT(PICK-UP FROM OCT-'68)



-F88A-1-

Printed in Japan

KEY NO.	PART NO.	PART NAME	QTY	SALES UNIT	MODEL	ICA
---------	----------	-----------	-----	------------	-------	-----

FRONT SEAT(PICK-UP FROM OCT.'68)

1	87000-00200	ASSY-SEAT RH (RED) (FROM OCT-'68)	1	1	PICK-UP	N
2	87050-00200	ASSY-SEAT LH (RED) (FROM OCT-'68)	1	1	PICK-UP	N
3	87300-00200	ASSY-CUSHION SEAT RH (RED) (FROM OCT-'68)	1	1	PICK-UP	N
4	87320-00200	ASSY-THIN CUSHION (RED) (FROM OCT-'68)	1	1	PICK-UP	N
5	87350-00200	ASSY-CUSHION SEAT LH (RED) (FROM OCT-'68)	1	1	PICK-UP	N
6	87370-00200	ASSY-THIN CUSHION LH (RED) (FROM OCT-'68)	1	1	PICK-UP	N
7	87600-00200	ASSY-BACK SEAT RH (RED) (FROM OCT-'68)	1	1	PICK-UP	N
8	87620-00200	ASSY-THIN BACK RH (RED) (FROM OCT-'68)	1	1	PICK-UP	N
9	87650-00200	ASSY-BACK SEAT LH (RED) (FROM OCT-'68)	1	1	PICK-UP	N
10	87670-00200	ASSY-THIN BACK LH (RED) (FROM OCT-'68)	1	1	PICK-UP	N
11	00114-79510	BOLT-HEXAGON	2		PICK-UP	
12	80099-14000	WASHER-PLAIN	4	10	PICK-UP	
13	00915-41710	WASHER-PLAIN	4	50	PICK-UP	
14	00912-34710	HEXAGON NUT-SELF LOCKING	2	50	PICK-UP	
15	87500-24000	ASSY-SLIDE RH SEAT (FROM OCT-'68)	1	1	PICK-UP	
16	87550-24000	ASSY-SLIDE LH SEAT (FROM OCT-'68)	1	1	PICK-UP	

88-A- 1

REVISED: SEPTEMBER, 1971

Printed in Japan

REVISED: MARCH, 1970

B7

FIG. 88A

NISSAN MOTOR CO., LTD.

S	KEY NO.	PART NO.	PART NAME	QTY	SALES UNIT	MODEL	ICA
	17	00911-10010	NUT-HEXAGON M8X1.25 SL IDE FIX TO SEAT (FROM OCT-68)	4	50	PICK-UP	
	18	00915-13810	WASHER-SPRING LOCK SLI DE FIX TO SEAT (FROM OCT-68)	4	50	PICK-UP	
	19	00110-01610	BOLT-HEXAGON M8X1.25 FIXING SEAT TO FLOOR	4	50	PICK-UP	
	20	00915-53810	WASHER-PLAIN FIXING SEAT TO FLOOR	4	50	PICK-UP	
	21	00915-13810	WASHER-SPRING LOCK FIXING SEAT TO FLOOR	4	50	PICK-UP	
	22	06000-10025	SET-BELT, FRONT SEAT 2 POINT SAFETY (FROM OCT-68)	1	1	PICK-UP	
	23	06020-00125	SET-BELT, FRONT SEAT 2 POINT SAFETY (FROM APR-69)	2		OP PICK-UP	C
	24	06020-00920	SET-BELT, FRONT SEAT 2 POINT SAFETY	2		PICK-UP	

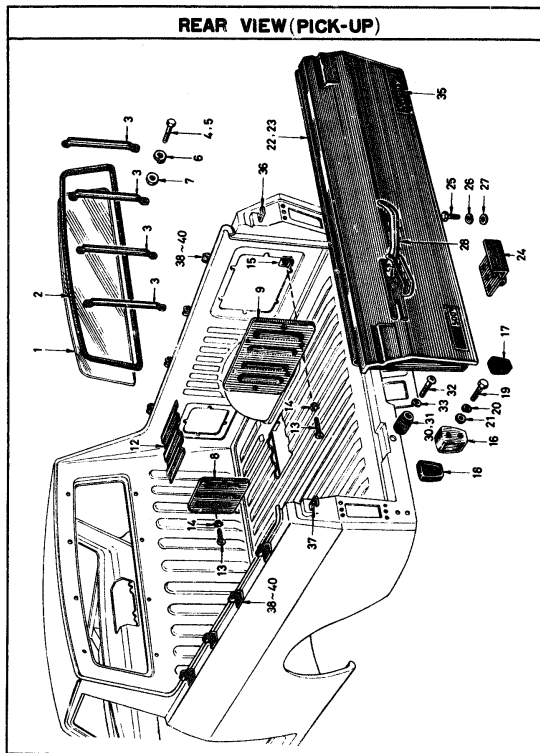
M-1006

REVISED: SEPTEMBER, 1971

88-A- 2

Printed in Japan

REAR VIEW(PICK-UP)



S	KEY NO.	PART NO.	PART NAME	QTY	SALES UNIT	MODEL	ICA
---	---------	----------	-----------	-----	------------	-------	-----

REAR VIEW(PICK-UP)

1	79739-19500	GLASS-REAR WINDOW T3,2	1	1	PICK-UP		
2	79716-19500	WEATHERSTRIP-REAR WINDOW GLASS	1	1	PICK-UP		
3	79789-15400	PLATE-GUARD,REAR WINDOW	4	1	PICK-UP		
4	00310-61210	SCREEN FIXING GUARD PLATE	8	50	PICK-UP		
5	00310-61212	SCREEN-FIXING GUARD PLATE	8		PICK-UP		Y
6	00915-13610	WASHER-LOCK FIXING GUARD PLATE	8	50	PICK-UP		
7	00915-43610	WASHER-PLAIN FIXING GUARD PLATE	8	50	PICK-UP		
8	76907-15400	COVER-BODY SIDE FRONT	2	1	PICK-UP		
9	76908-15400	COVER-BODY SIDE REAR	2		PICK-UP		
10	76916-15400	SCREEN-SEALING,BODY SIDE FRONT COVER VINYL	2	1	PICK-UP		
11	76917-15400	SCREEN-SEALING,BODY SIDE REAR COVER VINYL	2	10	PICK-UP		
12	74549-15400	ASSY-COVER,FLOOR HOLE	1	1	PICK-UP		
13	00520-91610	SCREEN-TAPPING	20	50	PICK-UP		
14	00916-43510	WASHER-LOCK,INTERNAL FIXING BODY SIDE COVER	20	50	PICK-UP		
15	00964-10910	NUT-SPRING	20	50	PICK-UP		
16	00000-15401	ASSY-BUMPER,REAR	2	1	PICK-UP		
17	05170-15401	BUMPER-RUBBER	2	5	PICK-UP		
18	05225-15400	SEALING-RUBBER	2	5	PICK-UP		

M-1423

B9

FIG 89

NISSAN MOTOR CO., LTD.

S	KEY NO.	PART NO.	PART NAME	QTY	SALES UNIT	MODEL	ICA
	19	08110-63510	BOLT FIXING REAR BUMPER	4	50	PICK-UP	
	20	08915-13610	WASHER-LOCK FIXING REAR BUMPER	4	50	PICK-UP	
	21	08915-43610	WASHER-PLAIN FIXING REAR BUMPER	4	50	PICK-UP	
•	22	90100-15401	ASSY-PANEL, TAIL GATE	1	1	PICK-UP	
	23	90100-15450	ASSY-PANEL, TAIL GATE	1	1	PICK-UP	Y
	24	90401-15401	ASSY-HINGE, TAIL GATE	2	1	PICK-UP	
	25	08110-61610	BOLT FIXING TAIL GATE HINGE	6	50	PICK-UP	
	26	08915-23610	WASHER-LOCK FIXING TAIL GATE HINGE	6	50	PICK-UP	
	27	08915-53610	WASHER-PLAIN FIXING TAIL GATE HINGE	6	50	PICK-UP	
	28	90502-15400	ASSY-HANDLE, TAIL GATE LOCK	2	1	PICK-UP	
•	29	00630-61400	RIVET	4		PICK-UP	
•	30	90911-15401	BUMPER-TAIL GATE	2	5	PICK-UP	
	31	90911-15400	BUMPER-TAIL GATE	2	1	PICK-UP	Y
	32	08310-63010	SCREW FIXING TAIL GATE BUMPER	2	50	PICK-UP	
	33	08915-43610	WASHER-LOCK FIXING TAIL GATE BUMPER	2	50	PICK-UP	
	34	96906-15500	LABEL-CAR NAME "DATSUN"	1	10	PICK-UP	
	35	96906-15401	LABEL-CAR NAME "SUNNY"	1	10	PICK-UP	
•	36	93410-15401	ASSY-HOOK, TAIL GATE RH	1		PICK-UP	
•	37	93411-15401	ASSY-HOOK, TAIL GATE LH	1		PICK-UP	
	38	93332-15404	HOOK-ROPE	8	2	PICK-UP	
•	39	93332-15403	HOOK-ROPE BLUE	8		PICK-UP	

89- - 2

Printed in Japan

REVISED: MARCH, 1970

NISSAN MOTOR CO., LTD.

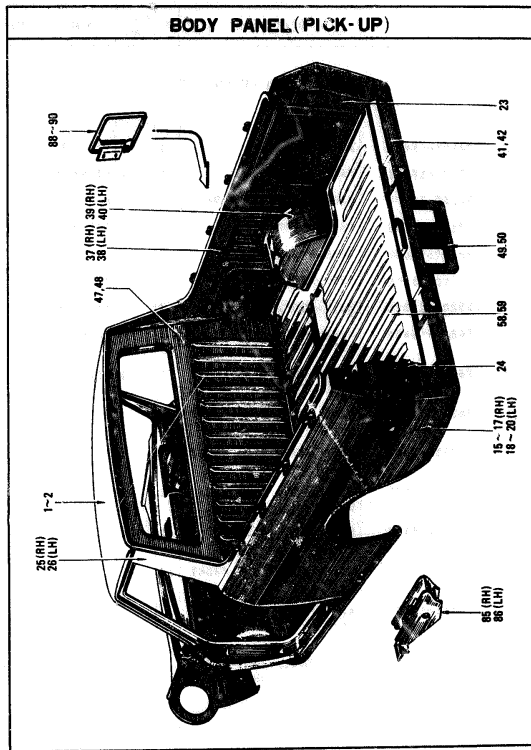
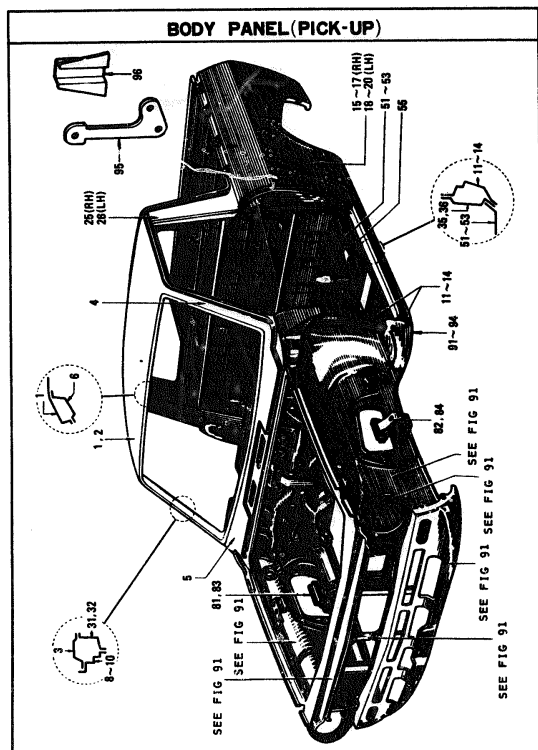
FIG 89

S	KEY NO.	PART NO.	PART NAME	QTY	SALES UNIT	MODEL	ICA
•	40	93332-15402	HOOK-ROPE BLUE	8		PICK-UP	Y
	41	08320-61600	SCREW FIXING ROPE HOOK	16	50	PICK-UP	
	42	96901-15500	PLATE-MODEL NO. (ENGLISH)	1	5	PICK-UP	
•	43	J7700-15425	KIT-TARPAULIN & BOW	1		UP PICK-UP	
•	44	J7700-15400	ASSY-TARPAULIN	1		UP PICK-UP	
•	45	J7800-15400	SET-BOW, TARPAULIN	1		UP PICK-UP	

89- - 3

Printed in Japan

REVISED: MARCH, 1970



S	KEY NO.	PART NO.	PART NAME	QTY	SALES UNIT	MODEL	ICA
---	---------	----------	-----------	-----	------------	-------	-----

BODY PANEL(PICK-UP)

1	73102-19401	PANEL=ROOF	1	1	PICK-UP		
2	73102-19401	PANEL=ROOF	1	1	PICK-UP	Y	
3	72103-10000	PANEL=WINDSHIELD RH	1	1	PICK-UP		
4	72104-10000	PANEL=WINDSHIELD LH	1	1	PICK-UP		
5	66300-10930	ASSY=PANEL,COUL TOP	1	1	PICK-UP		
6	73200-19900	ASSY=RAIL,FRONT ROOF	1	1	PICK-UP		
7	73204-19400	RAIL=ROOF,BACK INNER	1	1	PICK-UP		
8	76303-19450	PANEL=BODY SIDE FRONT OUTER RH	1		PICK-UP		
9	76302-19402	PANEL=BODY SIDE FRONT OUTER RH	1	1	PICK-UP	Y	
10	76302-19453	PANEL=BODY SIDE FRONT OUTER RH	1	1	PICK-UP	Y	
11	76303-19450	PANEL=BODY SIDE FRONT OUTER LH	1		Y		
12	76303-19452	PANEL=BODY SIDE FRONT OUTER LH	1	1	T	Y	
13	76303-19453	PANEL=BODY SIDE FRONT LH	1	1	T	Y	
14	76303-19900	PANEL=BODY SIDE FRONT OUTER LH	1	1	LT		
15	76304-19400	ASSY=PANEL,BODY SIDE REAR OUTER RH (TO SEP-68)	1	1	PICK-UP		
16	76304-19425	ASSY=PANEL,BODY SIDE REAR OUTER RH (TO SEP-68)	1		PICK-UP	Y	

M-1205

S	KEY NO.	PART NO.	PART NAME	QTY	SALES UNIT	MODEL	ICA
17	76304-00150	ASSY=PANEL,BODY SIDE REAR OUTER RH (FROM OCT-68)	1	1	PICK-UP		N
18	76305-19400	ASSY=PANEL,BODY SIDE REAR OUTER LH (TO SEP-68)	1	1	PICK-UP		
19	76305-19425	ASSY=PANEL,BODY SIDE REAR OUTER LH (TO SEP-68)	1		PICK-UP	Y	
20	76305-00150	ASSY=PANEL,BODY SIDE REAR OUTER LH (FROM OCT-68)	1	1	PICK-UP		N
21	17248-19401	ASSY=COVER,FUEL TANK FILTER RH (TO SEP-68)	1	1	PICK-UP		
22	17248-00100	ASSY=COVER,FUEL TANK FILTER RH (FROM OCT-68)	1	1	PICK-UP		N
23	76200-19450	ASSY=PANEL,TAIL PILLAR RH	1	1	PICK-UP		
24	76201-19450	ASSY=PANEL,TAIL PILLAR LH	1	1	PICK-UP		
25	76300-19400	PANEL=BODY SIDE UPPER RH	1	1	PICK-UP		
26	76300-19400	PANEL=BODY SIDE UPPER LH	1	1	PICK-UP		
27	76316-19401	ASSY=PANEL,BODY SIDE INNER FRONT RH	1	1	LT		
28	76316-19900	ASSY=PANEL,BODY SIDE INNER FRONT RH	1	1	T		
29	76317-19401	ASSY=PANEL,BODY SIDE INNER FRONT LH	1	1	T		
30	76317-19900	ASSY=PANEL,BODY SIDE INNER FRONT LH	1	1	LT		
31	72122-19401	PANEL=WINDSHIELD INNER PILLAR RH	1	1	PICK-UP		

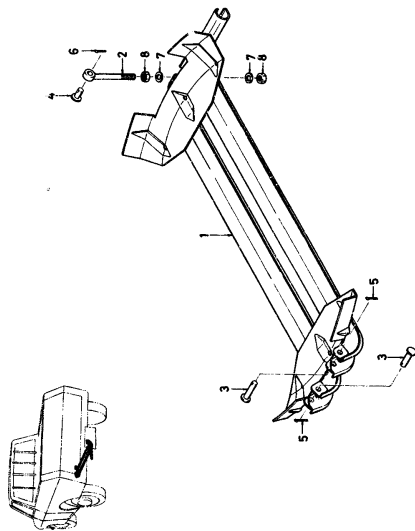
S	KEY NO.	PART NO.	PART NAME	QTY	SALES UNIT	MODEL	ICA
32	72123-15401	PANEL-WINDSHIELD INNER PILLAR LH	1	1	PICK-UP		
33	66112-18000	PANEL-FRONT PILLAR INNER RH	1	1	PICK-UP		
34	66113-18000	PANEL-FRONT PILLAR INNER LH	1	1	PICK-UP		
35	76412-15400	PANEL-SILL INNER RH	1	1	PICK-UP		
36	76413-15400	PANEL-SILL INNER LH	1	1	PICK-UP		
37	76322-15400	PANEL-INSIDE REAR RH	1	1	PICK-UP		
38	76323-15400	PANEL-INSIDE REAR LH	1	1	PICK-UP		
39	76706-15400	PANEL-REAR WHEEL HOUSE INNER RH	1	1	PICK-UP		
40	76707-15400	PANEL-REAR WHEEL HOUSE INNER LH	1	1	PICK-UP		
41	79110-15450	COMP-PANEL, REAR	1	1	PICK-UP		
42	79110-15451	COMP-PANEL REAR	1	1	PICK-UP	Y	
43	79120-15400	PANEL-REAR CENTER	1	1	PICK-UP		
44	79120-15401	PANEL-REAR CENTER	1	1	PICK-UP	Y	
45	79110-15400	ASSY-PANEL, REAR RH	1	1	PICK-UP		
46	79111-15400	ASSY-PANEL, REAR LH	1	1	PICK-UP		
47	79100-15450	ASSY-PANEL, BACK	1	1	PICK-UP		
48	79100-00150	ASSY-PANEL BACK	1	1	PICK-UP	Y	
49	96205-15401	ASSY-BRACKET, LICENCE PLATE	1	1	PICK-UP		
50	96206-15401	ASSY-BRACKET, LICENCE PLATE	1	1	PICK-UP	Y	
51	74300-15500	ASSY-PANEL, FRONT FLOOR	1	1	PICK-UP		
52	74300-15500	ASSY-PANEL, FRONT FLOOR	1	1	Y		
53	74300-15501	ASSY-PANEL, FRONT FLOOR	1	1	LY		

S	KEY NO.	PART NO.	PART NAME	QTY	SALES UNIT	MODEL	ICA
54	74310-24801	ASSY-MEMBER, CROSS SEAT	1	1	PICK-UP		
55	74321-24801	ASSY-BRACKET, SEAT	2	1	PICK-UP		
56	74330-18002	ASSY-BRACKET, EXTENSION RH	1	1	PICK-UP		
57	74331-18002	ASSY-BRACKET, EXTENSION LH	1	1	PICK-UP		
58	74900-15400	ASSY-PANEL, REAR FLOOR	1	1	PICK-UP		
59	74900-15450	ASSY-PANEL, REAR FLOOR	1	1	PICK-UP	Y	
60	74800-15900	ASSY-MEMBER, CROSS FRONT	1	1	PICK-UP		
61	74810-18032	ASSY-MEMBER, SIDE FRONT RH	1	1	PICK-UP		
62	74810-27700	ASSY-MEMBER, SIDE FRONT RH	1	1	PICK-UP	Y	
63	74810-H0100	ASSY-MEMBER SIDE FRONT R, H,	1	1	PICK-UP	Y	
64	74811-18032	ASSY-MEMBER, SIDE FRONT LH	1	1	PICK-UP		
65	74811-H0100	ASSY-MEMBER SIDE FRONT L, H	1	1	PICK-UP	Y	
66	74850-15402	ASSY-MOUNTING, REAR SPRING FRONT RH	1	1	PICK-UP		
67	74851-15402	ASSY-MOUNTING, REAR SPRING FRONT LH	1	1	PICK-UP		
68	74892-15400	MEMBER-REAR SIDE RH	1	1	PICK-UP		
69	74892-15401	MEMBER-REAR SIDE RH	1	1	PICK-UP	Y	
70	74891-15400	ASSY-MEMBER, REAR SIDE LH	1	1	PICK-UP		
71	74891-15401	ASSY-MEMBER, REAR SIDE LH	1	1	PICK-UP	Y	
72	74865-15400	ASSY-MEMBER, CROSS REAR FLOOR FRONT	1	1	PICK-UP		

S	KEY NO.	PART NO.	PART NAME	QTY	SALES UNIT	MODEL	ICA
	73	74870-15400	ASSY-MEMBER,CROSS SHOCK ABSORBER	1	1	PICK-UP	
	74	74876-15400	MEMBER-CROSS, REAR FLOOR CENTER	1	1	PICK-UP	
	75	74881-15400	MEMBER-CROSS, REAR FLOOR REAR	1	1	PICK-UP	
•	76	74885-15400	ASSY-BOLSTER, TAIL	1		PICK-UP	
	77	74885-15401	ASSY-BOLSTER, TAIL	1	1	PICK-UP	Y
•	78	55242-15400	STOPPER-BUMPER RH	1		PICK-UP	
•	79	55245-15400	STOPPER-BUMPER LH	1		PICK-UP	
	80	55205-15400	BRACKET-SPRING SHACKLE	2	10	PICK-UP	
	81	54500-18001	ASSY-BRACKET, UPPER LINK OUTER RH	1	1	PICK-UP	
	82	54501-18001	ASSY-BRACKET, UPPER LINK OUTER LH	1	1	PICK-UP	
	83	54502-18003	ASSY-BRACKET, UPPER LINK INNER RH	1	1	PICK-UP	
	84	54503-18003	ASSY-BRACKET, UPPER LINK INNER LH	1	1	PICK-UP	
	85	55203-15401	BRACKET-REAR SPRING FRONT RH	1	1	PICK-UP	
	86	55207-15401	BRACKET-REAR SPRING FRONT LH	1	1	PICK-UP	
	87	55205-15400	BRACKET-SPRING SHACKLE	2	10	PICK-UP	
	88	76860-G0100	ASSY LID GAS FILLER (FROM OCT-68)	1	1	PICK-UP	
•	89	76860-G0101	ASSY=LID GAS FILLER	1	1	PICK-UP DX	
	90	76860-G0102	ASSY=LID GAS FILLER	1	1	PICK-UP DX	Y
•	91	76310-18000	ASSY-EXTENSION BODY SIDE OUTER RH	1	1	SEDAN	
	92	76310-27700	ASSY-EXTENSION BODY SIDE OUTER RH	1	1	SEDAN	Y

S	KEY NO.	PART NO.	PART NAME	QTY	SALES UNIT	MODEL	ICA
•	93	76311-18000	ASSY-EXTENSION BODY SIDE OUTER LH	1	1	SEDAN	
	94	76311-27700	ASSY-EXTENSION BODY SIDE OUTER LH	1	1	SEDAN	Y
	95	76607-24801	PLATE-TAPPING STRIKER	1		PICK-UP	
	96	76608-24800	RETAINER-PLATE TAPPING	1		PICK-UP	

SPARE WHEEL HANGER (PICK-UP)



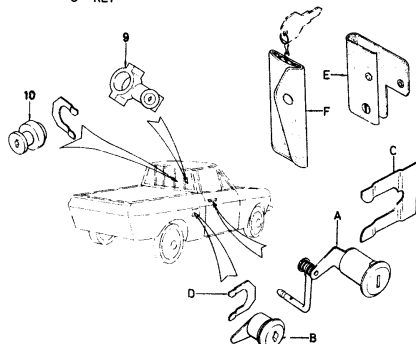
S	KEY NO.	PART NO.	PART NAME	QTY	SALES UNIT	MODEL	JCA
---	---------	----------	-----------	-----	------------	-------	-----

SPARE WHEEL HANGER (PICK-UP)

1	57210-15400	HANGER-SPARE WHEEL	1	1	PICK-UP		
2	57211-15401	BOLT-CLAMP	1	10	PICK-UP		
3	57216-16100	PIN-CLEVIS	2	10	PICK-UP		
4	00840-81610	PIN-CLEVIS	1	50	PICK-UP		
5	00921-01510	PIN-COTTER, SPLIT	1	50	PICK-UP		
6	00921-01810	PIN-COTTER, SPLIT	1	50	PICK-UP		
7	08915-53810	WASHER-PLAIN	2	50	PICK-UP		
8	0F911-13810	NUT	2	50	PICK-UP		

SET-CYLINDER(PICK-UP)

- SET CYLINDER & KEY
- A DOOR LOCK
 - B FUEL FILLER LOCK
 - C CLIP RETAINING
 - D CLIP RETAINING FUEL FILLER LOCK
 - E KEY - HOLDER
 - F KEY - HOLDER
 - G KEY



STANDARD

G — IGNITION SWITCH
DOOR LOCK

OPTION

— IGNITION SWITCH & STEERING LOCK

OPTION (TO SEP-68)

— KEY - FUEL FILLER
— KEY - RADIO ANTENNA

(FROM OCT-68)

— KEY - RADIO ANTENNA

KEY NO.	PART NO.	PART NAME	QTY	SALES UNIT	MODEL	ICA
---------	----------	-----------	-----	------------	-------	-----

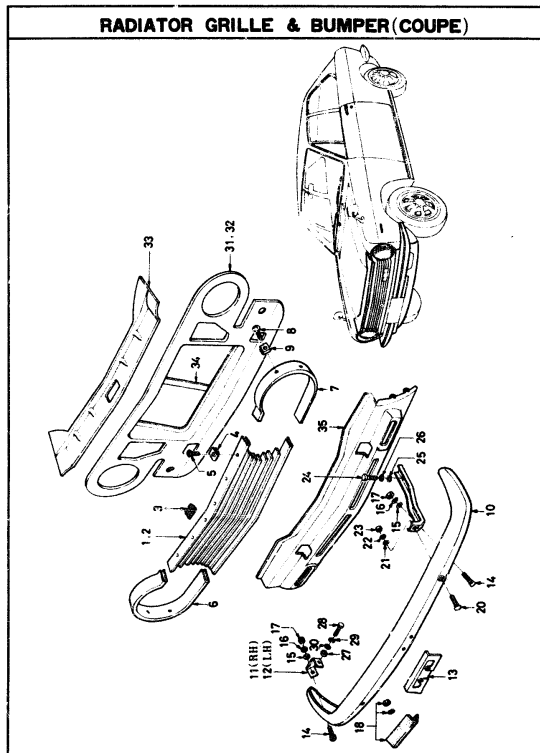
SET CYLINDER(PICK-UP)

1	80010-15401	SET-KEY & LOCK (TO SEP-68)	1	1	PICK-UP	
2	80010-00100	SET-KEY & LOCK (FROM OCT-68)	1	1	PICK-UP	N
3	80010-00101	SET-KEY & LOCK	1	1	PICK-UP	Y
4	80010-15901	SET-KEY & LOCK W/FUEL LOCK (NOT ADOPTED)	1		OP PICK-UP	
5	80010-15906	SET-KEY & LOCK FOR STRG LOCK (TO SEP-68)	1	1	OP LT	
6	80010-00200	SET-KEY & LOCK FOR STRG LOCK (FROM OCT-68)	1	1	OP LT	N
7	80010-15905	SET-KEY & LOCK FOR STRG LOCK W/FUEL LOCK	1		OP LT	
8	80010-15908	SET-KEY & LOCK FOR STRG LOCK W/FUEL LOCK (TO SEP-68)	1	1	OP LT	Y
9	48700-22001	ASSY-LOCK STEERING	1	1	OP, PICK-UP L DRIVE	
10	48750-22001	ASSY SWITCH IGNITION FOR STRG LOCK	1	2	OP, PICK-UP L DRIVE	
11	48750-A6900	ASSY-SWITCH IGNITION FOR STRG LOCK	1		OP PICK-UP L DRIVE	Y
12	DA705-22001	CAP SWITCH STRG LOCK (FROM OCT-67)	1	10	OP, PICK-UP L DRIVE	
13	76964-18201	KEY-RADIO ANTENNA	1		OP PICK-UP	

C1

BODY (COUPE)

RADIATOR GRILLE & BUMPER(COUPÉ)



S	KEY NO.	PART NO.	PART NAME	QTY	SALES UNIT	MODEL	ICA
---	---------	----------	-----------	-----	------------	-------	-----

RADIATOR GRILLE & BUMPER(COUPÉ)

1	62303-25700	GRILLE-RADIATOR	1	1	COUPE		
2	62303-25701	GRILLE-RADIATOR BLACK	1	1	OP COUPE		
3	F2303-H0100	RUBBER-ACCEPT	4	10	COUPE		
4	08943-10440	NUT-SPRING FIXING GRILLE	9	50	COUPE		
5	08910-41040	SCREW-TAPRING FIXING GRILLE	9	50	COUPE		
6	26041-25701	RIM-HEAD LAMP RH	1	1	COUPE		
7	26042-25701	RIM-HEAD LAMP LH	1	1	COUPE		
8	08533-41020	SCREW-TAPPING	6	50	COUPE		
9	08944-10440	NUT-SPRING	6	50	COUPE		
16	62651-25701	BUMPER-FRONT	1	1	COUPE		
11	62649-25700	BRACKET-FRONT BUMPER SIDE RH	1	5	COUPE		
12	62646-25700	BRACKET-FRONT BUMPER SIDE LH	1	5	COUPE		
13	62654-25700	BRACKET-LICENCE PLATE	1	1	COUPE		
14	62663-18000	BCLT-BUMPER	2	50	COUPE		
15	08915-43610	WASHER-PLAIN	2	50	COUPE		
16	08913-13610	WASHER-LOCK	2	50	COUPE		
17	08911-10610	NUT	2	50	COUPE		
18	62655-25700	STAY-BUMPER FRONT RH	1	1	COUPE		
19	62656-25700	STAY-BUMPER FRONT LH	1	1	COUPE		
20	62663-18000	BOLT-BUMPER	6	50	COUPE		
21	08913-43610	WASHER-PLAIN	6	50	COUPE		

C3

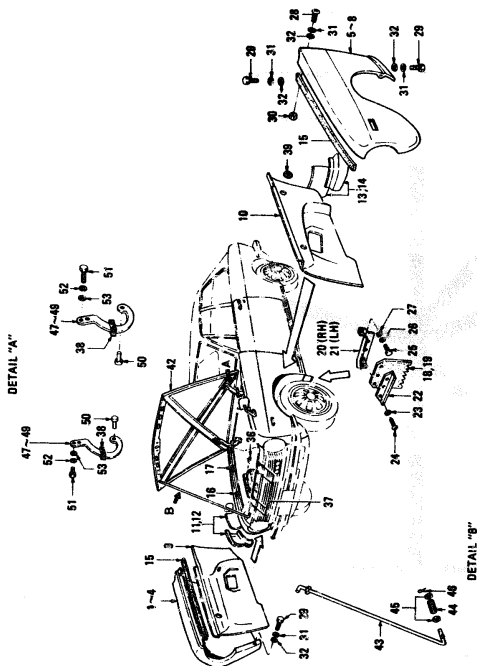
FIG 93

NISSAN MOTOR CO., LTD.

S	KEY NO.	PART NO.	PART NAME	QTY	SALES UNIT	MODEL	ICA
22		08915-13610	WASHER-LOCK	6	50	COUPE	
23		08911-10610	NUT	6	50	COUPE	
24		08110-02010	BOLT	4	50	COUPE	
25		08915-13610	WASHER-LOCK	4	50	COUPE	
26		08915-53610	WASHER-PLAIN	4	50	COUPE	
27		62671-18000	WASHER-RUBBER	2	10	COUPE	
28		08110-63010	BOLT	2	50	COUPE	
29		08915-13610	WASHER-LOCK	2	50	COUPE	
30		08915-43610	WASHER-PLAIN	2	50	COUPE	
31		62500-27700	ASSY-SUPPORT RADIATOR CORE	1	1	COUPE	
32		F2500-27700	ASSY-SUPPORT RADIATOR GRILLE	1		COUPE	Y
33		62511-18001	PAIL-SUPPORT RADIATOR CORE	1	1	COUPE	
34		62512-18001	STAY-SUPPORT RADIATOR CORE	1	1	COUPE	
35		62601-25700	PANEL-FRONT APRON	1	5	COUPE	

CONT.

FRONT FENDER & HOOD PANEL(COUPÉ)



M-187

DETAIL "B"

S	KEY NO.	PART NO.	PART NAME	QTY	SALES UNIT	MODEL	ICA
---	---------	----------	-----------	-----	------------	-------	-----

FRONT FENDER & HOOD PANEL(COUPÉ)

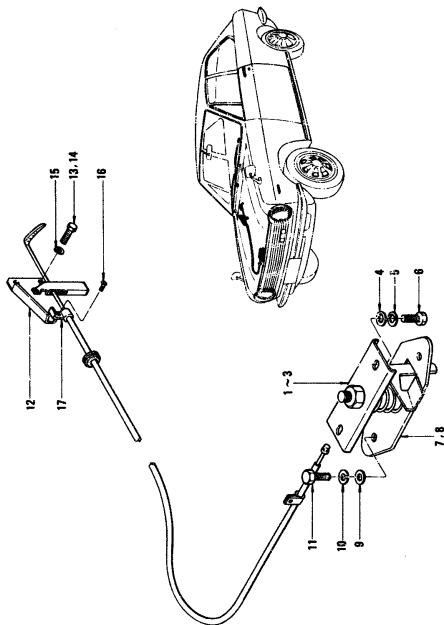
1	63100-19933	ASSY-FENDER FRONT RH	1	2	COUPE	
2	63100-H0309	ASSY-FENDER FRONT RH	1	2	COUPE	
3	63100-Q0200	ASSY-FENDER FRONT RH	1	2	COUPE	
4	63100-Q0225	ASSY-FENDER FRONT RH	1	2	COUPE	Y
5	63101-19933	ASSY-FENDER FRONT LH	1	2	COUPE	
6	63101-H0309	ASSY-FENDER FRONT LH	1	2	COUPE	
7	63101-Q0200	ASSY-FENDER FRONT LH	1	2	COUPE	
8	63101-Q0225	ASSY-FENDER FRONT LH	1	2	COUPE	Y
9	64100-H0100	ASSY-PANEL HOOD LEDGE RH	1	1	COUPE	
10	64101-H0100	ASSY-PANEL HOOD LEDGE LH	1	1	COUPE	
11	76310-18000	ASSY-EXTENSION BODY SIDE OUTER RH	1	1	COUPE	
12	76310-27700	ASSY-EXTENSION BODY SIDE OUTER RH	1	1	COUPE	Y
13	76311-18000	ASSY-EXTENSION BODY SIDE OUTER LH	1	1	COUPE	
14	76311-27700	ASSY-EXTENSION BODY SIDE OUTER LH	1	1	COUPE	Y
15	63810-18000	SEALING-FRONT FENDER	2	5	COUPE	
16	65137-18001	BUMPER-HOOD FRONT	2	10	COUPE	
17	65156-18000	BUMPER-HOOD REAR	2	10	COUPE	
18	63822-18000	MUD GUARD-FRONT FENDER	2	1	COUPE	
19	63822-Q0100	MUD GUARD-FRONT FENDER	2	1	COUPE	Y

S	KEY NO.	PART NO.	PART NAME	QTY	SALES UNIT	MODEL	ICA
	20	63824-18000	BRACKET=MUD GUARD FRONT RH	1		COUPE	
	21	63825-18000	BRACKET=MUD GUARD FRONT LH	1		COUPE	
	22	63826-18000	WASHER=MUD GUARD	2		COUPE	
	23	08915-43410	WASHER=PLAIN FIX RUBBER TO BRACKET	6	50	COUPE	
	24	08915-41210	SCREW=TAPPING FIX RUBBER TO BRACKET	6	50	COUPE	
	25	08110-61210	BOLT FIX BRACKET TO BODY	4	50	COUPE	
	26	08915-13610	WASHER=LOCK FIX BRACKET TO BODY	4	50	COUPE	
	27	08915-43610	WASHER=PLAIN FIX BRACKET TO BODY	4	50	COUPE	
	28	08310-61610	SCREW FIX FRONT FENDER	10	50	COUPE	
	29	08110-61610	BOLT FIX FRONT FENDER	6	50	COUPE	
	30	08911-10610	NUT FIX FRONT FENDER	4	50	COUPE	
	31	08915-13610	WASHER=LOCK FIX FRONT FENDER	16	50	COUPE	
	32	08915-43610	WASHER=PLAIN FIX FRONT FENDER	6	50	COUPE	
	33	74340-12161	WASHER=SPECIAL FIX FRONT FENDER	10	50	COUPE	
	34	64801-18003	SCREEN=HOOD LEDGE RH	1	1	COUPE	
	35	64802-18003	SCREEN=HOOD LEDGE LH	1	1	COUPE	
	36	64803-18000	FASTENER=NYLON	14	10	COUPE	
	37	65810-27700	BUMPER=HOOD	4	1	COUPE	
	38	65433-18000	SEAL=HOOD HINGE	2	10	COUPE	
	39	24231-36700	GNOMMET=RUBBER	1	5	COUPE	

M-1589

S	KEY NO.	PART NO.	PART NAME	QTY	SALES UNIT	MODEL	ICA
	40	27428-14800	GNOMMET=RUBBER WASHER TUBE	1	10	COUPE	
	41	00931-20600	GNOMMET	3	10	COUPE	
	42	65100-18030	ASSY=HINGE HOOD	1	1	COUPE	
	43	65510-18001	ROD=HOOD SUPPORT	1	1	COUPE	
	44	65715-10601	SPRING=HOOD SUPPORT	1	10	COUPE	
	45	08915-43810	WASHER=PLAIN	2	50	COUPE	
	46	00921-01910	PIN=SCOTTER	1	50	COUPE	
	47	65401-18000	ASSY=HINGE HOOD	2	1	COUPE	
	48	65401-H0100	ASSY=HINGE HOOD	2	1	COUPE	Y
	49	65401-H0101	ASSY=HINGE HOOD	2		COUPE	Y
	50	65409-18000	PIN=HOOD HINGE	2	10	COUPE	
	51	08110-61210	BOLT	4	50	COUPE	
	52	08915-13610	WASHER=LOCK	4	50	COUPE	
	53	08915-43610	WASHER=PIN	4	50	COUPE	

HOOD LOCK CONTROL(COUPÉ)



REVISED: MARCH, 1971

-F95-1-

Printed in Japan

S	KEY NO.	PART NO.	PART NAME	QTY	SALES UNIT	MODEL	ICA
---	---------	----------	-----------	-----	------------	-------	-----

HOOD LOCK CONTROL(COUPÉ)

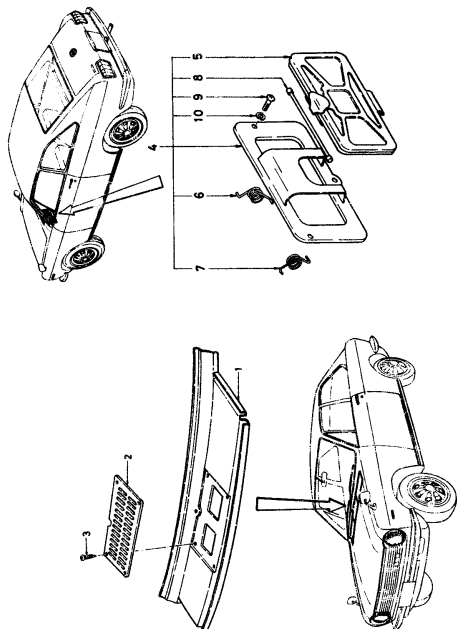
1	69601-18000	ASSY=MALE HOOD LOCK	1	1	COUPE		
2	69601-18001	HOOD LOCK MALE ASSY	1	1	COUPE		
3	69601-18002	HOOD LOCK MALE ASSY	1		COUPE		
4	08915-43610	WASHER=PLAIN FIX HOOD LOCK MALE	2	90	COUPE		
5	08915-13610	WASHER=LOCK FIX HOOD LOCK MALE	2	90	COUPE		
6	08110-61210	BOLT FIX HOOD LOCK MALE	2	90	COUPE		
7	69610-18000	ASSY=FEMALE HOOD LOCK	1	1	COUPE		
8	69610-21000	HOOD LOCK FEMALE ASSY	1	1	COUPE		
9	08915-43610	WASHER=PLAIN FIX HOOD LOCK FEMALE	2	90	COUPE		
10	08915-13610	WASHER=LOCK FIX HOOD LOCK FEMALE	2	90	COUPE		
11	08110-61210	BOLT FIX HOOD LOCK FEMALE	2	90	COUPE		
12	69710-18000	ASSY=CONTROL HOOD LOCK	1	1	COUPE		
13	08310-51010	SCREW	2	90	COUPE		
14	08310-51012	SCREW	2	90	COUPE		
15	08915-13510	WASHER=LOCK	2	90	COUPE		
16	08310-40610	SCREW	1	90	COUPE		
17	69714-18000	CLAMP=WIRE HOOD LOCK CONTROL	1	10	COUPE		

95- - 1

Printed in Japan

REVISED: MARCH, 1971

COWL PANEL & FITTING (COUPE)

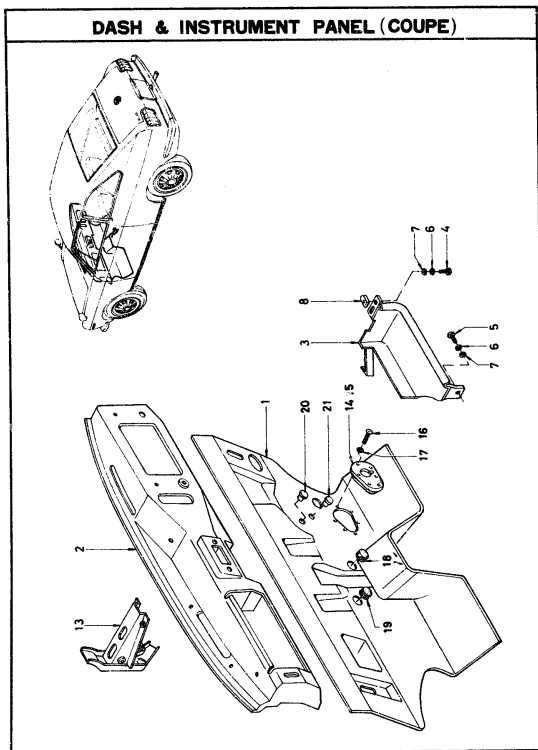


S	KEY NO.	PART NO.	PART NAME	QTY	SALES UNIT	MODEL	ICA
---	---------	----------	-----------	-----	------------	-------	-----

COWL PANEL & FITTING (COUPE)

1	66300-25700	ASSY-PANEL COWL TOP	1	1	COUPE		
2	66801-18001	GRILLE-COWL TOP	1	1	COUPE		
3	08530-41220	SCREW-TAPPING FIX COWL TOP GRILLE	1	50	COUPE		
4	66501-18001	ASSY-AIR VENTILATOR	1		COUPE		
5	66503-18001	ASSY-LID AIR VENTILATOR	1		COUPE		
6	66504-18001	SPRING-AIR VENTILATOR RH	1		COUPE		
7	66505-18001	SPRING-AIR VENTILATOR LH	1		COUPE		
8	66507-18000	PIN-AIR VENTILATOR	1	10	COUPE		
9	08310-61410	SCREW FIX AIR VENTILATOR	3	50	COUPE		
10	08915-13610	WASHER-LOCK FIX AIR VENTILATOR	3	50	COUPE		

DASH & INSTRUMENT PANEL (COUPE)



S	KEY NO.	PART NO.	PART NAME	QTY	SALES UNIT	MODEL	ICA
---	---------	----------	-----------	-----	------------	-------	-----

DASH & INSTRUMENT PANEL (COUPE)

1	67100-29700	ASSY-PANEL DASH	1	1	COUPE		
2	68100-25700	ASSY-PANEL INSTRUMENT	1	1	COUPE		
3	96800-18200	ASSY-PACKAGE TRAY	1	1	COUPE		
4	08310-61440	SCREW	1	50	COUPE		
5	08910-61640	SCREW	2	50	COUPE		
6	08915-13640	WASHER-LOCK	2	50	COUPE		
7	08915-53640	WASHER-PLAIN	3	50	COUPE		
8	08911-10610	NUT	1	50	COUPE		
9	08310-61440	SCREW	2	50	COUPE		
10	08910-61640	SCREW-TAPPING	2	50	COUPE		
11	08915-13640	WASHER-LOCK	2	50	COUPE		
12	08915-53640	WASHER-PLAIN	4	50	COUPE		
13	46570-25700	ASSY-BRACKET PEDAL & STEERING POST	1	1	COUPE		
14	67811-20900	ASSY-GROMMET STEERING POST	1	5	COUPE		
15	67811-H0500	ASSY-GROMMET STEERING POST	1		COUPE		Y
16	08913-51010	SCREW-TAPPING FIX STEERING POST GROMMET	6	50	COUPE		
17	08915-43510	WASHER-PLAIN FIX STEERING POST GROMMET	6	50	COUPE		
18	27363-18001	GROMMET-HEATER HOST RH	1	5	COUPE		
19	27363-27701	GROMMET-HEATER HOST LH	1	5	COUPE		
20	66174-01500	GROMMET-SPEAKER HOLE	2	10	COUPE		

C9**FIG 97**

NISSAN MOTOR CO., LTD.

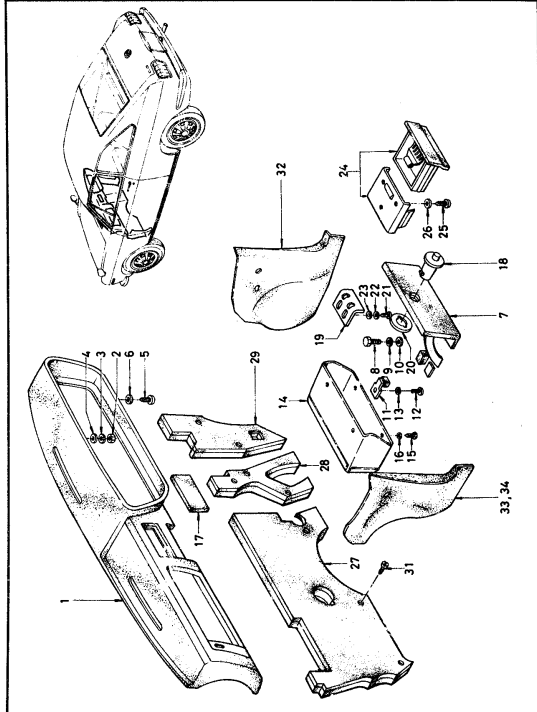
S	KEY NO.	PART NO.	PART NAME	QTY	SALES UNIT	MODEL	ICA
	21	00951-10400	GROMMET	1	50	COUPE	

REVISED: JUNE, 1969

97- - 2

Printed in Japan

DASH & INSTRUMENT TRIMMING (COUPE)



S	KEY NO.	PART NO.	PART NAME	QTY	SALES UNIT	MODEL	ICA
---	---------	----------	-----------	-----	------------	-------	-----

DASH & INSTRUMENT TRIMMING (COUPE)

1	68910-25700	ASSY-PAD INSTRUMENT	1	1	COUPE		
2	08911-10410	NUT FIX PAD UPPER	3	50	COUPE		
3	08915-13410	WASHER-LOCK FIX PAD UPPER	3	50	COUPE		
4	08915-43410	WASHER-PLAIN FIX PAD UPPER	3	50	COUPE		
5	08910-41040	SCREW FIX PAD LOWER	4	50	COUPE		
6	08915-43410	WASHER-PLAIN FIX PAD LOWER	4	50	COUPE		
7	68920-25701	ASSY-LID GLOVE BOX	1	1	COUPE		
8	08310-41010	SCREW	2	50	COUPE		
9	08915-13440	WASHER-LOCK	2	10	COUPE		
10	08915-43440	WASHER-PLAIN	2		COUPE		
11	68927-25700	BUMPER-LID GLOVE BOX	2	10	COUPE		
12	08310-41240	SCREW	2	50	COUPE		
13	08915-43440	WASHER-PLAIN	2		COUPE		
14	68960-25700	BOX-GLOVE	1	1	COUPE		
15	08910-51610	SCREW-TAPPING FIX GLOVE BOX	1	50	COUPE		
16	08915-43910	WASHER-PLAIN FIX GLOVE BOX	1	50	COUPE		
17	68810-18000	MASK-RADIO	1	1	COUPE		
18	68631-25800	ASSY-LOCK GLOVE BOX	1	1	COUPE		
19	68632-25700	STRIKER-GLOVE BOX	1	10	COUPE		
20	68633-25701	CLIP-GLOVE BOX LOCK	1	10	COUPE		

C11

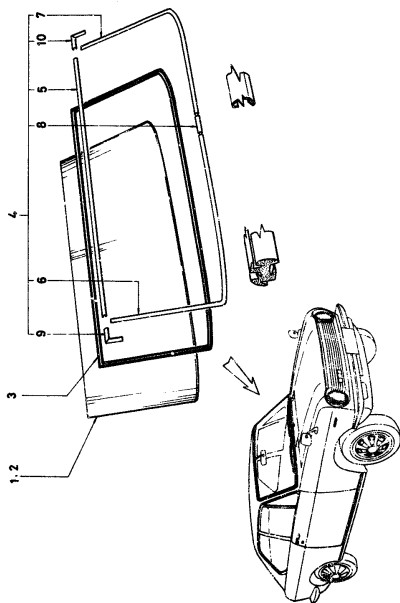
FIG 98

NISSAN MOTOR CO., LTD.

S	KEY NO.	PART NO.	PART NAME	QTY	SMES UNIT	MODEL	ICA
	21	08310-51210	SCREW FIX STRIKER	2	50	COUPE	
	22	08915-13510	WASHER-LOCK FIX STRIKER	2	50	COUPE	
	23	08915-43510	WASHER-PLAIN FIX STRIKER	2	50	COUPE	
	24	90500-25700	ASSY-ASH TRAY	1	1	COUPE	
	25	08520-51220	SCREW-TAPPING FIX ASH TRAY	3		COUPE	
	26	08915-43510	WASHER-PLAIN FIX ASH TRAY	3	50	COUPE	
	27	67900-20900	ASSY-INSULATOR DASH LH	1	1	COUPE	
	28	67901-18000	ASSY-INSULATOR DASH RH	1	1	COUPE	
	29	67900-27700	ASSY-INSULATOR DASH RH	1	1	COUPE	Y
	30	67931-08700	FASTENER-TRIM	11	50	COUPE	
	31	66900-25700	TRIMMING-DASH SIDE RED RH	1	1	COUPE	
	32	66900-25701	TRIMMING-DASH SIDE BLACK RH	1	1	COUPE	
	33	66901-25700	TRIMMING-DASH SIDE RED LH	1	1	COUPE	
	34	66901-25701	TRIMMING-DASH SIDE BLACK LH	1	1	COUPE	

R-101-R

WINDSHIELD GLASS (COUPE)

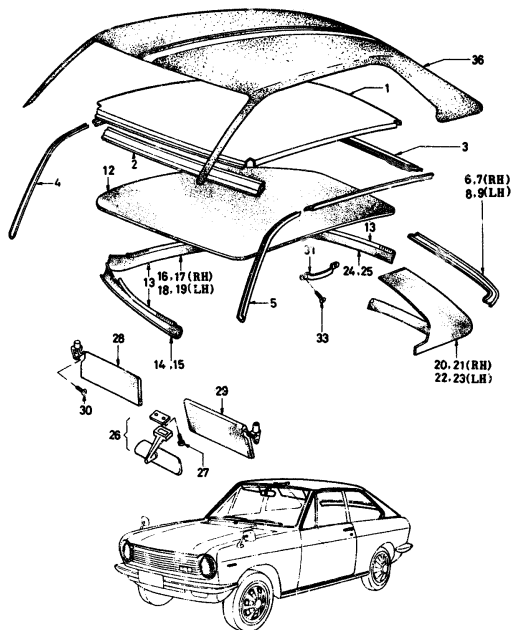


KEY NO.	PART NO.	PART NAME	QTY	UNIT	MODEL	ILL.
---------	----------	-----------	-----	------	-------	------

WINDSHIELD GLASS (COUPE)

1	72613-25800	GLASS-WINDSHIELD	1	1	COUPE	
2	72613-H0300	GLASS-WINDSHIELD (ZONED TEMPERED ANTI-SUN TS)	1	1	COUPE	Y
3	72610-25700	WEATHERSTRIP-WINDSHIELD	1	1	COUPE	
4	72810-25800	SLT-MOULDING WINDSHIELD	1	1	COUPE	
5	72811-25800	MOULDING-WINDSHIELD TOP	1	1	COUPE	
6	72812-25800	MOULDING-WINDSHIELD SIDE RH	1	1	COUPE	
7	72813-25800	MOULDING-WINDSHIELD SIDE LH	1	1	COUPE	
8	72815-25800	CORNER-MOULDING RH	1	5	COUPE	
9	72816-25800	CORNER-MOULDING LH	1	5	COUPE	
10	72814-13600	CLIP-MOULDING	1	20	COUPE	

ROOF PANEL & TRIMMING(COUPÉ)



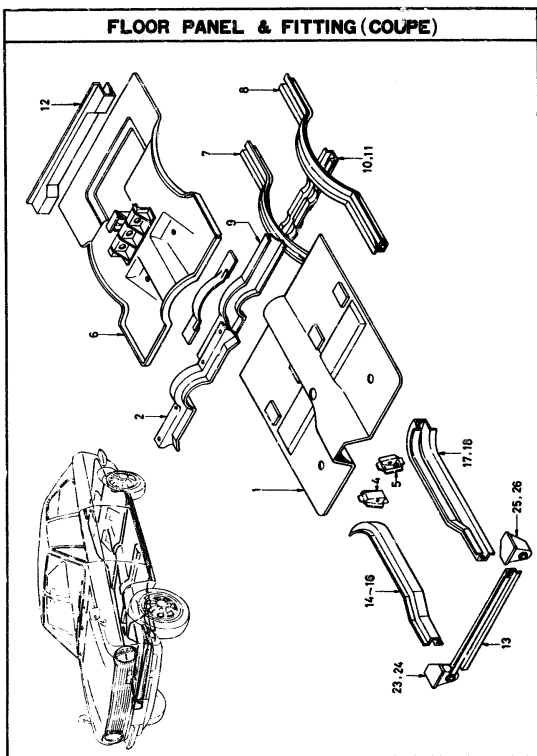
S	KEY NO.	PART NO.	PART NAME	QTY	SALES UNIT	MODEL	ICA
---	---------	----------	-----------	-----	------------	-------	-----

ROOF PANEL & TRIMMING(COUPÉ)

1	73102-25700	ASSY=ROOF PANEL	1	1	COUPE	
2	73200-25750	ASSY=RAIL ROOF FRONT	1	1	COUPE	
3	73250-25700	ASSY=RAIL ROOF REAR	1	1	COUPE	
4	73332-25700	RAIL=ROOF OUTER FRONT RH	1	1	COUPE	
5	73333-25700	RAIL=ROOF OUTER FRONT LH	1	1	COUPE	
6	73334-25700	RAIL=ROOF OUTER REAR RH	1	1	COUPE	
7	73334-H0300	RAIL=ROOF OUTER REAR RH	1	1	COUPE	C
8	73335-25700	RAIL=ROOF OUTER REAR LH	1	1	COUPE	
9	73335-H0300	RAIL=ROOF OUTER REAR LH	1	1	COUPE	C
10	78112-H0300	BRACE=REAR FENDER RH	1	1	COUPE	
11	78113-H0300	BRACE=REAR FENDER LH	1	1	COUPE	
12	73910-25700	ASSY=HEAD LINING	1	1	COUPE	
13	73921-25700	WELT=ROOF RAIL	1	1	COUPE	
14	73911-25800	TRIMMING=ROOF RAIL FRONT	1	1	COUPE	
15	73911-H0300	TRIMMING=ROOF RAIL FRONT	1	1	COUPE	Y
16	73912-25800	TRIMMING=ROOF RAIL SIDE RH	1	1	COUPE	
17	73912-H0300	TRIMMING=ROOF RAIL SIDE RH	1	1	COUPE	Y

S	KEY NO.	PART NO.	PART NAME	QTY	SALES UNIT	MODEL	ICA
•	18	73913-25800	TRIMMING=ROOF RAIL SIDE LH	1	1	COUPE	
	19	73913-H0300	TRIMMING=ROOF RAIL SIDE LH	1	1	COUPE	Y
•	20	73914-25800	TRIMMING=REAR CORNER RH	1	1	COUPE	
	21	73914-H0300	TRIMMING=REAR CORNER RH	1	1	COUPE	Y
•	22	73915-25800	TRIMMING=REAR CORNER LH	1	1	COUPE	
	23	73915-H0300	TRIMMING=REAR CORNER LH	1	1	COUPE	Y
•	24	73916-25800	TRIMMING=ROOF RAIL REAR	1	1	COUPE	
	25	73916-H0300	TRIMMING=ROOF RAIL REAR	1	1	COUPE	Y
	26	96321-H0300	ASSY=BACK MIRROR INSIDE	1	2	COUPE	
	27	08330-51420	SCREW FIX BACK MIRROR	2	50	COUPE	
	28	96400-25800	ASSY=SUN VISOR RH	1	1	COUPE	
	29	96401-25800	ASSY=SUN VISOR LH	1	1	COUPE	
	30	08530-51620	SCREW FIX SUN VISOR	6	90	COUPE	
	31	96700-16000	ASSY=ASSIST STRAP	2	1	COUPE	
	32	73940-H1101	ASSY=ASSIST RAIL	2		COUPE	Y
	33	08330-61620	SCREW FIX ASSIST STRAP	4	90	COUPE	
	34	73917-25800	TRIMMING=REAR WAIST RED	1	1	COUPE	
	35	73917-25801	TRIMMING=REAR WAIST BLACK	1	1	COUPE	
	36	D4160-00001	LEATHER=TOP	1	1	OP COUPE	

FLOOR PANEL & FITTING (COUPE)



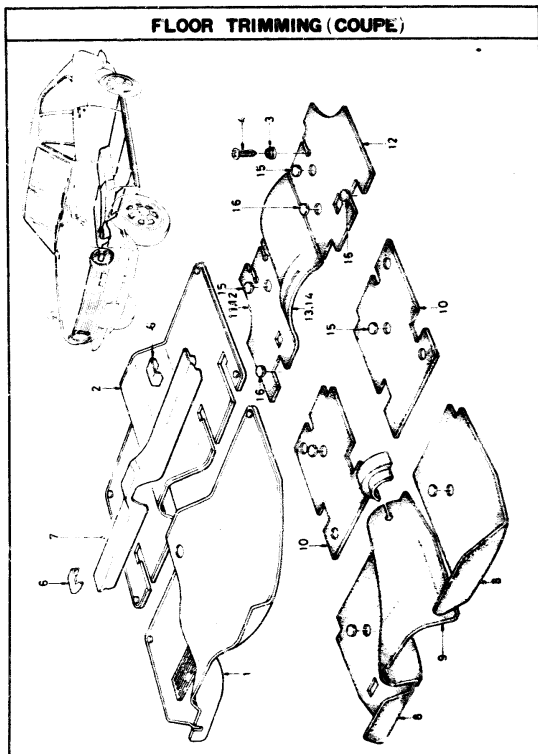
KEY NO.	PART NO.	PART NAME	QTY	SALES UNIT	MODEL	ICA
---------	----------	-----------	-----	------------	-------	-----

FLOOR PANEL & FITTING (COUPE)

1	74300-25701	ASSY=FLOOR FRONT	1	1	COUPE	
2	74310-24801	ASSY=MEMBER CROSS SEAT FRONT	1	1	COUPE	
3	74321-24801	ASSY=BRACKET SEAT FRONT INNER	4	1	COUPE	
4	74330-18002	ASSY=BRACKET ENGINE MOUNTING REAR RH	1	1	COUPE	
5	74331-18002	ASSY=BRACKET ENGINE MOUNTING REAR LH	1	1	COUPE	
6	74500-25700	ASSY=FLOOR REAR	1	1	COUPE	
7	74650-25700	ASSY=MEMBER REAR SIDE RH	1	1	COUPE	
8	74651-25700	ASSY=MEMBER REAR SIDE LH	1	1	COUPE	
9	74661-18000	MEMBER=CROSS SEAT REAR	1	1	COUPE	
10	74670-18000	ASSY=MEMBER CROSS SHOCK ABSORBER	1	1	COUPE	
11	74670-18001	ASSY=MEMBER CROSS SHOCK ABSORBER	1	1	COUPE	Y
12	74680-25700	ASSY=MEMBER CROSS REAR END	1	1	COUPE	
13	74660-18000	ASSY=MEMBER CROSS FRONT	1	1	COUPE	
14	74610-25700	ASSY=MEMBER FRONT SIDE RH	1	1	COUPE	
15	74610-M0300	ASSY=MEMBER FRONT SIDE RH	1	1	COUPE	Y
16	74610-M0100	ASSY=MEMBER FRONT SIDE RH	1	1	COUPE	Y

S	KEY NO.	PART NO.	PART NAME	QTY	SALES UNIT	MODEL	ICA
•	17	74811-18032	ASSY-MEMBER FRONT SIDE LH	1	1	COUPE	
	18	74811-H0100	ASSY-MEMBER FRONT SIDE LH	1	1	COUPE	Y
	19	54500-18001	ASSY-BRACKET UPPER LINK OUTER RH	1	1	COUPE	
	20	54501-18001	ASSY-BRACKET UPPER LINK OUTER LH	1	1	COUPE	
	21	54502-18003	ASSY-BRACKET UPPER LINK INNER RH	1	1	COUPE	
	22	54503-18003	ASSY-BRACKET UPPER LINK INNER LH	1	1	COUPE	
•	23	54532-18050	ASSY-BRACKET TENSION ROD RH	1	1	COUPE	
	24	74820-H0100	ASSY-BRACKET TENSION ROD RH	1	1	COUPE	Y
•	25	54533-18050	ASSY-BRACKET TENSION ROD LH	1	1	COUPE	
	26	74821-H0100	ASSY-BRACKET TENSION ROD LH	1	1	COUPE	Y

FLOOR TRIMMING (COUPE)



FLOOR TRIMMING (COUPE)

S	KEY NO	PART NO	PART NAME	QTY	SALES UNIT	MODEL	ICA
1	74902-25803	CARPET-FRONT FLOOR BLACK	1	COUPE			
2	74907-25801	CARPET-REAR FLOOR BLACK	1	COUPE			
3	74933-30800	FASTENER	6	10 COUPE			
4	0P530-71010	SCREW-TAPPING	6	50 COUPE			
5	74913-10203	COVER-2ND CROSS MEMBER CENTER BLACK	1	1 COUPE			
6	74914-25801	COVER-2ND CROSS MEMBER SIDE BLACK	1	1 COUPE			
7	74915-25801	COVER-SEAT CROSS MEMBER BLACK	1	1 COUPE			
8	74931-18000	INSULATOR-FRONT FLOOR	2	COUPE			
9	74931-18196	INSULATOR-FRONT FLOOR	2	COUPE			Y
10	74933-20900	INSULATOR-TUNNEL FRONT	1	COUPE			
11	74934-18000	INSULATOR-REAR FLOOR	2	COUPE			
12	74934-18196	INSULATOR-REAR FLOOR	2	COUPE			Y
13	74936-18000	INSULATOR-REAR SEAT LOWER	1	COUPE			
14	74936-18196	INSULATOR-REAR SEAT LOWER	1	COUPE			Y
15	74942-04100	PLUG-RUBBER 25D	9	50 COUPE			
16	74365-73000	PLUG-ANCHOR PAGE HOLE	6	10 COUPE			
17	74963-20900	BOOT-CONTROL LEVER	1	5 COUPE			
18	0P510-42010	SCREW-TAPPING FIX FLOOR TRIMMING	20	COUPE			

D2

FIG 101A

NISSAN MOTOR CO., LTD.

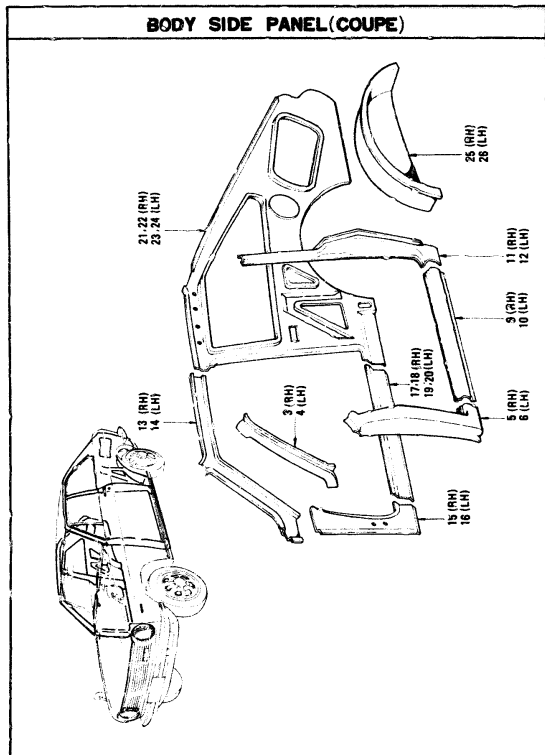
KEY NO.	PART NO.	PART NAME	QTY	SALES UNIT	MODEL	ICA
19	08915-43440	WASHER-PLAIN FIX FLOOR 20 TRIMMING	20		COUPE	

REVISED MARCH, 1969

101-A- 2

Printed in Japan

BODY SIDE PANEL(COUPÉ)



KEY NO.	PART NO.	PART NAME	QTY	SALES UNIT	MODEL	ICA
---------	----------	-----------	-----	------------	-------	-----

BODY SIDE PANEL (COUPÉ)

1	71302-25700	ASSY=PANEL BODY SIDE OUTER RH (NOT FOR SALE)	1		COUPE	
2	71303-25700	ASSY=PANEL BODY SIDE OUTER LH (NOT FOR SALE)	1		COUPE	
3	72103-25700	PANEL=WIND SHIELD RH	1	1	COUPE	
4	72104-25700	PANEL=WIND SHIELD LH	1	1	COUPE	
5	64100-25700	ASSY=PANEL FRONT PILLER OUTER RH	1	1	COUPE	
6	64101-25700	ASSY=PANEL FRONT PILLER OUTER LH	1	1	COUPE	
7	72114-25700	REINFORCEMENT=WIND SHIELD PILLER RH	1	1	COUPE	
8	72115-25700	REINFORCEMENT=WIND SHIELD PILLER LH	1	1	COUPE	
9	74400-25700	PANEL=BODY SIDE SILL OUTER RH	1	1	COUPE	
10	74403-25700	PANEL=BODY SIDE SILL OUTER LH	1	1	COUPE	
11	74600-25700	ASSY=PANEL LOCK PILLAR RH	1	1	COUPE	
12	74601-25700	ASSY=PANEL LOCK PILLAR LH	1	1	COUPE	
13	72120-25700	ASSY=PANEL WINDSHIELD INNER LH	1	1	COUPE	
14	72121-25800	ASSY=PANEL WINDSHIELD INNER LH	1	1	COUPE	
15	64112-18000	PANEL=FRONT PILLAR INNER RH	1	1	COUPE	
16	64113-18000	PANEL=FRONT PILLAR INNER LH	1	1	COUPE	

D4

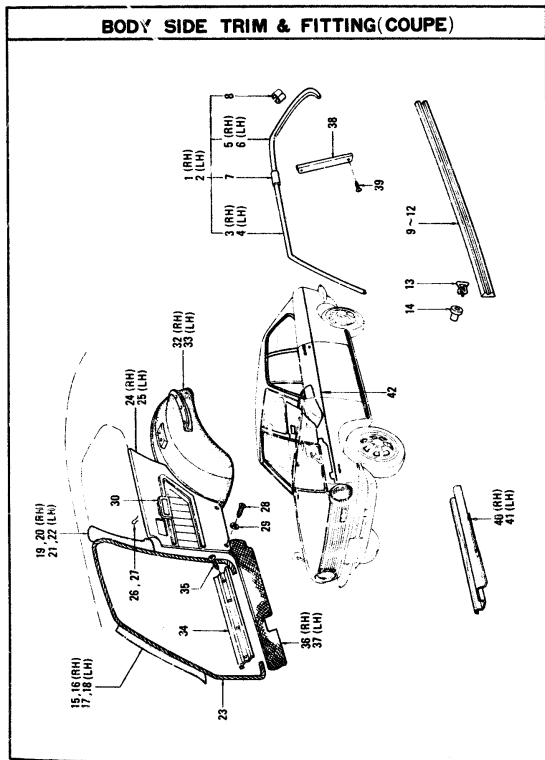
FIG 102

NISSAN MOTOR CO., LTD.

KEY NO.	PART NO.	PART NAME	QTY	SALES UNIT	MODEL	ICA
17	76412-18000	PANEL-BODY SIDE SILL RH	1	1	COUPE	
18	76412-18050	BODY SIDE SILL INNER PANEL WITH REINFORCE RH	1	1	COUPE	Y
19	76413-10000	PANEL-BODY SIDE SILL LM	1	1	COUPE	
20	76413-10050	BODY SIDE SILL INNER PANEL WITH REINFORCE LM	1	1	COUPE	Y
21	76392-25701	PANEL-BODY SIDE INNER RH	1	1	COUPE	
22	76392-40305	PANEL-BODY SIDE INNER RH	1	1	COUPE	Y
23	76393-25700	PANEL-BODY SIDE INNER LM	1	1	COUPE	
24	76393-40305	PANEL-BODY SIDE INNER LM	1	1	COUPE	Y
25	76700-25700	ASSY-PANEL REAR WHEEL HOUSE RH	1	1	COUPE	
26	76701-25700	ASSY-PANEL REAR WHEEL HOUSE LM	1	1	COUPE	

M-1100

BODY SIDE TRIM & FITTING(COUPÉ)



M-109

BODY SIDE TRIM & FITTING(COUPÉ)

KEY NO.	PART NO.	PART NAME	QTY	SALES UNIT	MODEL	ICA
1	76872-25800	SET-MOULDING ROOF DRIP RH	1	1	COUPE	
2	76873-25800	SET-MOULDING ROOF DRIP LH	1	1	COUPE	
3	76874-25800	MOULDING ROOF DRIP FRONT RH	1	1	COUPE	
4	76875-25800	MOULDING ROOF DRIP FRONT LH	1	1	COUPE	
5	76876-25800	MOULDING ROOF DRIP REAR RH	1	1	COUPE	
6	76877-25800	MOULDING ROOF DRIP REAR LH	1	1	COUPE	
7	76878-25800	CONNECTOR-MOULDING ROOF DRIP	2	10	COUPE	
8	76871-18200	CLIP-MOULDING ROOF DRIP	2	10	COUPE	
9	76881-25800	MOULDING-BODY SIDE SILL BLUE	2	1	COUPE	
10	76881-M0300	MOULDING-BODY SIDE SILL BLUE	2	1	COUPE	Y
11	76881-25801	MOULDING-BODY SIDE SILL WHITE	2	1	COUPE	
12	76881-M0301	MOULDING-BODY SIDE SILL WHITE	2	1	COUPE	Y
13	76882-25700	CLIP-BODY SIDE SILL MOULDING	10	10	COUPE	
14	76883-18200	CAP-SILL MOULDING CLIP	10	10	COUPE	
15	76911-25800	TRIMMING-WINDSHIELD PILLAR RH	1	1	COUPE	

S	KEY NO.	PART NO.	PART NAME	QTY	SALES UNIT	MODEL	ICA
	16	76911-H0300	TRIMMING-WINDSHIELD PILLAR RH	1	1	COUPE	Y
	17	76912-25800	TRIMMING-WINDSHIELD PILLAR LH	1	1	COUPE	
	18	76912-H0300	TRIMMING-WINDSHIELD PILLAR LH	1	1	COUPE	Y
	19	76913-25800	TRIMMING-CENTER PILLER RH	1	1	COUPE	
	20	76913-H0300	TRIMMING-CENTER PILLER RH	1	1	COUPE	Y
	21	76914-25800	TRIMMING-CENTER PILLER LH	1	1	COUPE	
	22	76914-H0300	TRIMMING-CENTER PILLER LH	1	1	COUPE	Y
	23	76921-25701	WELT-BODY SIDE BLACK	2	1	COUPE	
	24	76900-H0300	ASSY-FINISH SIDE BLACK RH	1	1	COUPE	
	25	76901-H0300	ASSY-FINISH SIDE BLACK LH	1	1	COUPE	
	26	80919-32200	CLIP-FINISH	10	50	COUPE	
	27	80919-25700	CLIP-FINISH	4	10	COUPE	
	28	08530-41620	SCREW-TAPPING	2	50	COUPE	
	29	08915-80420	WASHER-FINISH	2	50	COUPE	
	30	96502-25700	ASSY-ASH TRAY BODY SIDE	2	1	COUPE	
	31	08520-51610	SCREW-TAPPING	2	50	COUPE	
	32	76915-25701	TRIMMING-REAR WHEEL HOUSE BLACK RH	1	1	COUPE	
	33	76916-25701	TRIMMING-REAR WHEEL HOUSE LH BLACK	1	1	COUPE	
	34	74950-18001	PLATE-KICKING	2	1	COUPE	
	35	08510-71210	SCREW-TAPPING	8	50	COUPE	

103- = 2

Printed in Japan

REVISED: JUNE, 1970

S	KEY NO.	PART NO.	PART NAME	QTY	SALES UNIT	MODEL	ICA
	36	74911-25801	COVER-BODY SIDE SILL INNER BLACK RH	1	1	COUPE	
	37	74912-25801	COVER-BODY SIDE SILL INNER BLACK LH	1	1	COUPE	
	38	76806-25800	MOULDING-LOCK PILLER OUTER	2	1	COUPE	
	39	08510-30810	SCREW-TAPPING	8	50	COUPE	
	40	75330-H0302	ASSY-ANCHORAGE BODY SIDE RH	1	1	COUPE	
	41	75331-H0302	ASSY-ANCHORAGE BODY SIDE LH	1	1	COUPE	
	42	K5040-00036	TAPE-MASKING	1		OP COUPE	

103- = 3

Printed in Japan

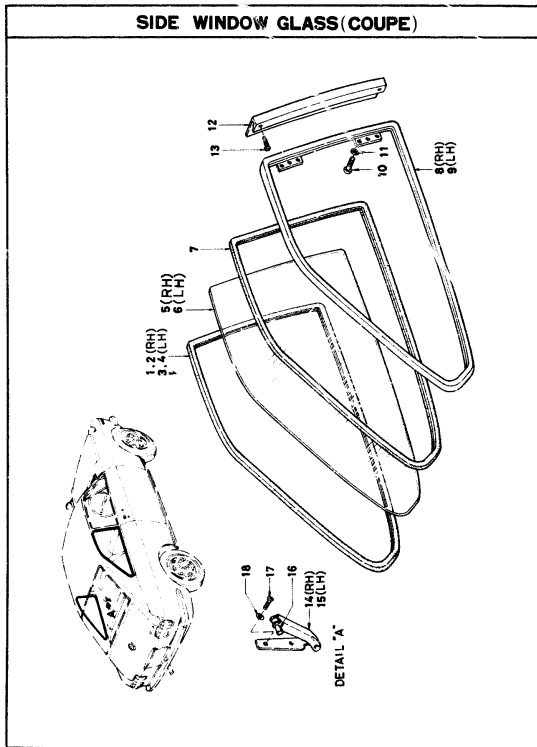
REVISED: JUNE, 1970

D7

FIG 103 A

NISSAN MOTOR CO., LTD.

SIDE WINDOW GLASS(COUPÉ)



NISSAN MOTOR CO., LTD.

FIG 103 A

S	KEY NO.	PART NO.	PART NAME	QTY	SALES UNIT	MODEL	ICA
---	---------	----------	-----------	-----	------------	-------	-----

SIDE WINDOW GLASS(COUPÉ)

1	76802-25700	WEATHERSTRIP-REAR SIDE WINDOW RH	1	1	COUPE	
2	76802-H0300	WEATHERSTRIP-REAR SIDE WINDOW RH	1	1	COUPE	Y
3	76803-25700	WEATHERSTRIP-REAR SIDE WINDOW LH	1	1	COUPE	
4	76803-H0300	WEATHERSTRIP-REAR SIDE WINDOW LH	1	1	COUPE	Y
5	76822-H0302	GLASS-SIDE WINDOW RH	1	1	COUPE	
6	76823-H0302	GLASS-SIDE WINDOW LH	1	1	COUPE	
7	76826-H0302	RUBBER-SIDE WINDOW	2	1	COUPE	
8	76824-25800	ASSY-SASH SIDE WINDOW RH	1	1	COUPE	
9	76825-25800	ASSY SASH SIDE WINDOW LH	1	1	COUPE	
10	08513-40810	SCREW-TAPPING	12	50	COUPE	
11	08915-43410	WASHER-PLAIN	12	50	COUPE	
12	76806-25800	MOULDING-LOCK PILLER RH	2	1	COUPE	
13	08510-30810	SCREW-TAPPING	8	50	COUPE	
14	76870-27700	ASSY-HANDLE SIDE WINDOW RH	1	1	COUPE	
15	76871-27700	ASSY-HANDLE SIDE WINDOW LH	1	1	COUPE	
16	76872-18000	PIN-HANDLE SIDE WINDOW	2	10	COUPE	
17	08430-41620	SCREW	4	50	COUPE	
18	08916-43610	WASHER-TOOTH LOCK	4	50	COUPE	

REVISED: JUNE, 1969

- F103-A-I -

Printed in Japan

REVISED: 1969, DECEMBER

103-A- 1

Printed in Japan

D8
FIG 103 A

NISSAN MOTOR CO., LTD.

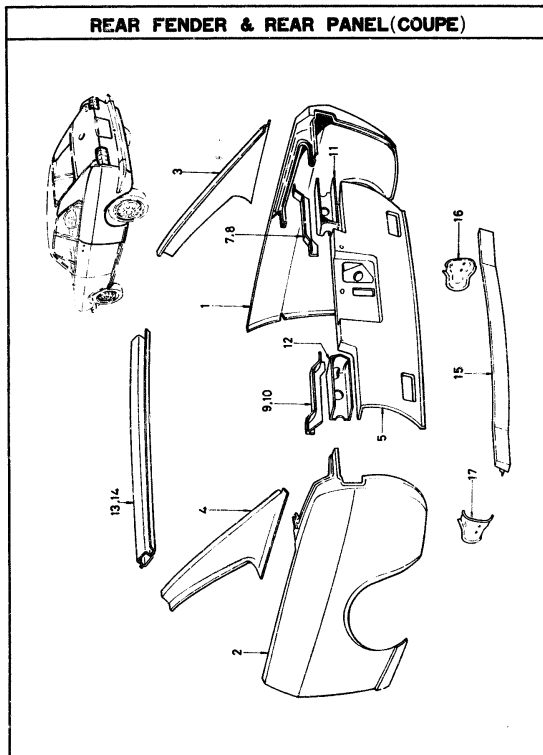
S	KEY NO.	PART NO.	PART NAME	QTY	SALES UNIT	MODEL	ICA
	19	76673-18000	SHIM-ADJUSTING SIDE WINDOW	AR	1	COUPE	
	20	86350-00100	PLUG-DRAIN HOLE	2	10	COUPE	
	21	64621-32200	PLUG-LOCATION HOLE 100	6	50	COUPE	
	22	78612-M0100	PLUG-DRAIN	2		COUPE AUSTRALIA	N

REVISED: 1969, DECEMBER

103-A- 2

Printed in Japan

REAR FENDER & REAR PANEL(COUPE)



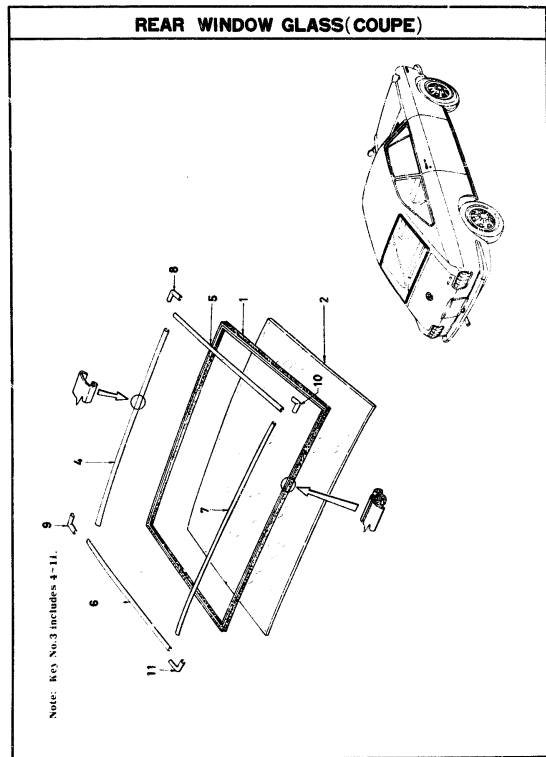
S	KEY NO.	PART NO.	PART NAME	QTY	SALES UNIT	MODEL	ICA
---	---------	----------	-----------	-----	------------	-------	-----

REAR FENDER & REAR PANEL(COUPE)

1	78102-25700	PANEL-REAR FENDER RH	1	2	COUPE		
2	78103-25700	PANEL-REAR FENDER LH	1	2	COUPE		
3	78104-25700	PANEL-QUARTER REAR RH	1	1	COUPE		
4	78105-25700	PANEL-QUARTER REAR LH	1	1	COUPE		
5	79100-25700	ASSY-PANEL REAR	1	1	COUPE		
6	74521-25700	REINFORCEMENT-REAR PANEL	1	1	COUPE		
7	79122-25700	DRIP-REAR PANEL RH	1	1	COUPE		
8	79120-25700	DRIP-REAR PANEL RH	2	1	COUPE		Y
9	79123-25700	DRIP-REAR PANEL LH	1	1	COUPE		
10	79121-25700	DRIP-REAR PANEL LH	2	1	COUPE		Y
11	79126-25700	ASSY-REINFORCEMENT REAR CORNER RH	1	1	COUPE		
12	79127-25700	ASSY-REINFORCEMENT REAR CORNER LH	1	1	COUPE		
13	73271-25700	PAIR-REAR WAIST OUTER	1	1	COUPE		
14	73272-25700	PAIR-REAR WAIST INNER	1	1	COUPE		
15	74882-25700	MEMBER-CROSS REAR END B	1	1	COUPE		
16	78106-25700	REINF-REAR FENDER END RH	1	1	COUPE		
17	78107-25700	REINF-REAR FENDER END LH	1	1	COUPE		

D10
FIG 105

NISSAN MOTOR CO., LTD.



NISSAN MOTOR CO., LTD.

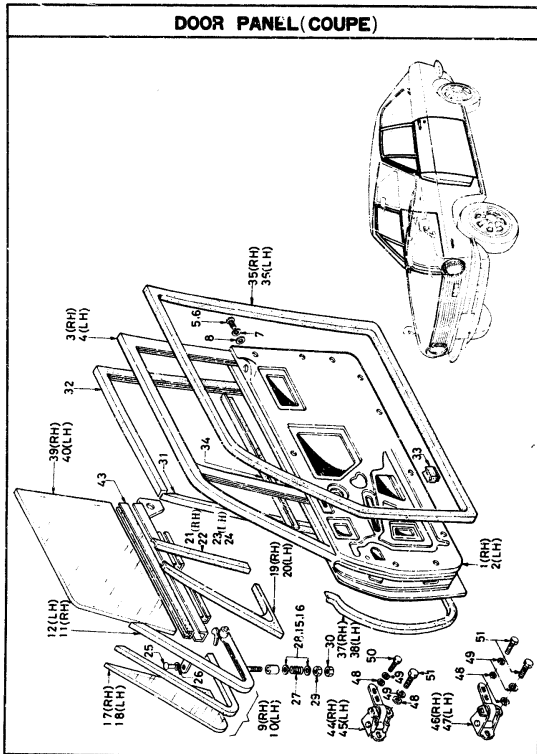
FIG 105

S	KEY NO.	PART NO.	PART NAME	QTY	SALES UNIT	MODEL	ICA
---	---------	----------	-----------	-----	------------	-------	-----

REAR WINDOW GLASS(COUPÉ)

1	79710-25700	WEATHERSTRIP-REAR WINDOW	1	1	COUPE	
2	79713-H0302	GLASS-REAR WINDOW	1		COUPE	
3	79810-25800	SET-MOULDING REAR WINDOW	1	1	COUPE	
4	79811-25800	MOULDING-REAR WINDOW TOP	1	1	COUPE	
5	79812-25800	MOULDING-REAR WINDOW SIDE RH	1	1	COUPE	
6	79813-25800	MOULDING-REAR WINDOW LH	1	1	COUPE	
7	79814-25800	MOULDING-REAR WINDOW BOTTOM	1	1	COUPE	
8	79816-25800	CORNER-MOULDING TOP RH	1	5	COUPE	
9	79817-25800	CORNER-MOULDING TOP LH	1	5	COUPE	
10	79818-25800	CORNER-MOULDING BOTTOM RH	1	5	COUPE	
11	79819-25800	CORNER-MOULDING BOTTOM LH	1	5	COUPE	

DOOR PANEL(COUPÉ)



S	KEY NO.	PART NO.	PART NAME	QTY	SALES UNIT	MODEL	ICA
---	---------	----------	-----------	-----	------------	-------	-----

DOOR PANEL(COUPÉ)

1	80100-25000	ASSY-PANEL DOOR RH	1	1	COUPE		
2	80101-25000	ASSY-PANEL DOOR LH	1	1	COUPE		
3	80202-25000	ASSY-SASH DOOR WINDOW RH	1	1	COUPE		
4	80203-25000	ASSY-SASH DOOR WINDOW LH	1	1	COUPE		
5	08310-61010	SCREW FIX SASH	2	50	COUPE		
6	08310-61610	SCREW FIX SASH	10	50	COUPE		
7	08915-13610	WASHER-LOCK FIX SASH	12	50	COUPE		
8	08915-43610	WASHER-PLAIN FIX SASH	12	50	COUPE		
9	80247-25000	ASSY-VENTILATOR DOOR GLASS RH	1	1	COUPE		
10	80248-25000	ASSY-VENTILATOR DOOR GLASS LH	1	1	COUPE		
11	80249-25000	ASSY-FRAME VENTILATOR GLASS RH	1	1	COUPE		
12	80250-25000	ASSY-FRAME VENTILATOR GLASS LH	1	1	COUPE		
13	80206-10600	ASSY-HANDLE DOOR VENTILATOR CATCH RH	1	1	COUPE		
14	80206-10600	ASSY-HANDLE DOOR VENTILATOR CATCH RH	1		COUPE		Y
15	80207-10600	ASSY-HANDLE DOOR VENTILATOR CATCH LH	1	1	COUPE		
16	80207-10600	ASSY-HANDLE DOOR VENTILATOR CATCH LH	1		COUPE		Y
17	80286-25000	GLASS-DOOR VENTILATOR RH	1		COUPE		

D12

FIG 106

NISSAN MOTOR CO., LTD.

S	KEY NO.	PART NO.	PART NAME	QTY	SALES UNIT	MODEL	ICA
	18	80287-25600	GLASS-DOOR VENTILATOR LH	1		COUPE	
	19	80242-25700	WEATHERSTRIP-DOOR VENTILATOR RH			1 COUPE	
	20	80243-25700	WEATHERSTRIP-DOOR VENTILATOR LH	1	1	COUPE	
	21	80244-25700	WEATHERSTRIP-DOOR VENTILATOR PARTITION RH	1		COUPE	
	22	80242-25700	WEATHERSTRIP-DOOR VENTILATOR PARTITION RH	1		COUPE	Y
	23	80245-25700	WEATHERSTRIP-DOOR VENTILATOR PARTITION LH	1		COUPE	
	24	80243-25700	WEATHERSTRIP-DOOR VENTILATOR PARTITION LH	1		COUPE	Y
	25	80295-10600	RIVET-TUBULAR	2	50	COUPE	
	26	80264-18000	WASHER-NYLON	2	10	COUPE	
	27	80268-30000	SPRING	2	5	COUPE	
	28	08915-43610	WASHER-PLAIN	4	50	COUPE	
	29	08911-30610	NUT	2	50	COUPE	
	30	08911-30610	NUT	2	50	COUPE	
	31	80336-25701	RUBBER-GLASS RUN	2	1	COUPE	
	32	80339-25700	RUBBER-GLASS RUN	2	5	COUPE	
	33	80317-25700	CUSHION-WINDOW GLASS	2	1	COUPE	
	34	80341-25701	WEATHERSTRIP-GLASS DOOR WINDOW OUTSIDE	2	5	COUPE	
	35	76806-25700	WEATHERSTRIP-DOOR OPENING RH	1	1	COUPE	
	36	76801-25700	WEATHERSTRIP-DOOR OPENING LH	1	1	COUPE	

106 - 2

Printed in Japan

REVISED MARCH, 1969

NISSAN MOTOR CO., LTD.

FIG 106

S	KEY NO.	PART NO.	PART NAME	QTY	SALES UNIT	MODEL	ICA
	37	80810-25700	WEATHERSTRIP-DOOR FRONT RH	1	1	COUPE	
	38	80811-25700	WEATHERSTRIP-DOOR FRONT LH	1	1	COUPE	
	39	80308-25800	GLASS-DOOR WINDOW RH	1		COUPE	
	40	80309-25800	GLASS-DOOR WINDOW LH	1		COUPE	
	41	80302-25700	ASSY-CHANNEL GLASS BOTTOM RH	1	1	COUPE	
	42	80303-25700	ASSY-CHANNEL GLASS BOTTOM LH	1	1	COUPE	
	43	80312-25700	RUBBER-GLAZING	2	5	COUPE	
	44	80400-18000	ASSY-HINGE DOOR UPPER RH	1	1	COUPE	
	45	80401-18000	ASSY-HINGE DOOR UPPER LH	1	1	COUPE	
	46	80402-18000	ASSY-HINGE DOOR LOWER RH	1	1	COUPE	
	47	80403-18000	ASSY-HINGE DOOR LOWER LH	1	1	COUPL	
	48	08915-43810	WASHER-PLAIN FIX DOOR	20	50	COUPE	
	49	08915-13810	WASHER-LOCK FIX DOOR	20	50	COUPE	
	50	08140-82010	BOLT FIX DOOR	8	25	COUPE	
	51	08110-81610	BOLT FIX DOOR	12	50	COUPE	

106 - 3

Printed in Japan

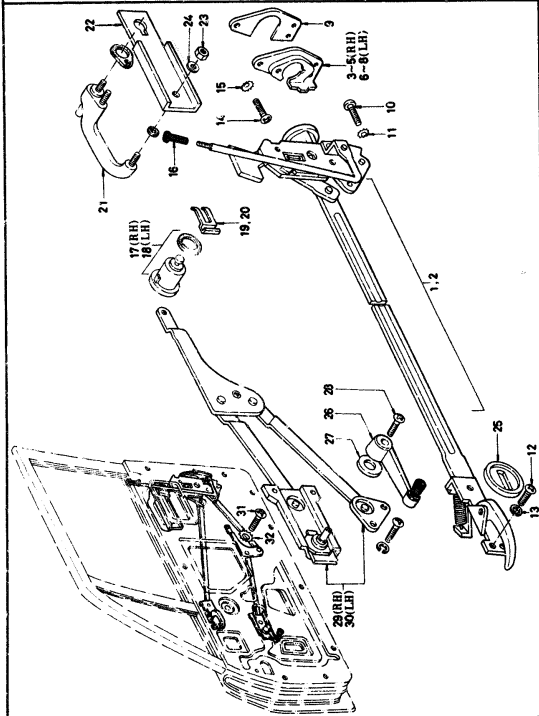
REVISED MARCH, 1969

D13

FIG 107

NISSAN MOTOR CO., LTD.

DOOR LOCK & REGULATOR(COUPÉ)



14-1375

NISSAN MOTOR CO., LTD.

FIG 107

S	KEY NO.	PART NO.	PART NAME	QTY	SALES UNIT	MODEL	ICA
---	---------	----------	-----------	-----	------------	-------	-----

DOOR LOCK & REGULATOR(COUPÉ)

1	80500-25702	ASSY-LOCK & REMOTE CONTROL RH	1	1	COUPE	
2	80501-25702	ASSY-LOCK & REMOTE CONTROL LH	1	1	COUPE	
3	80570-21000	ASSY-STRIKER DOOR LOCK RH	1	1	COUPE	
4	80570-78501	ASSY-STRIKER DOOR LOCK RH	1	1	COUPE	Y
5	80570-E6000	ASSY-STRIKER DOOR LOCK RH	1	1	COUPE	Y
6	80571-21000	ASSY-STRIKER DOOR LOCK LH	1	1	COUPE	
7	80571-78501	ASSY-STRIKER DOOR LOCK LH	1	1	COUPE	Y
8	80571-E6000	ASSY-STRIKER DOOR LOCK LH	1	1	COUPE	Y
9	80575-24000	SHIM-STRIKER	2	9	COUPE	
10	08320-61010	SCREW FIX LOCK TO DOOR	6	50	COUPE	
11	08916-43610	WASHER-TOOTH LOCK	6	50	COUPE	
12	08310-61010	SCREW FIX REMOTE CONTROL TO DOOR	4	50	COUPE	
13	08916-33610	WASHER-TOOTH LOCK FIX REMOTE CONTROL TO DOOR	4	50	COUPE	
14	08440-61610	SCREW FIX DOOR LOCK STRIKER	6	50	COUPE	
15	08916-33610	WASHER-TOOTH LOCK FIX DOOR LOCK STRIKER	6	50	COUPE	
16	80599-25700	KNOB-DOOR LOCK	2	10	COUPE	

107- - 1

REVISED: MARCH, 1970

-F107-1-

Printed in Japan

REVISED: DECEMBER, 1970

Printed in Japan

D14

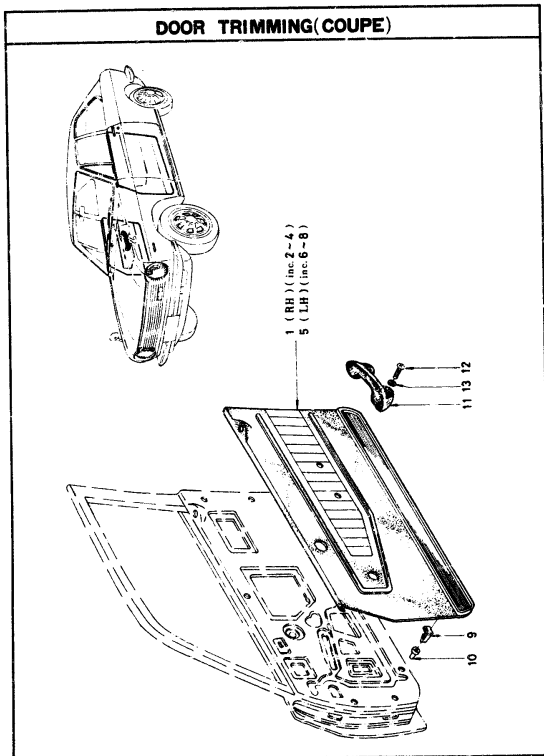
FIG 107

NISSAN MOTOR CO., LTD.

S	KEY NO.	PART NO.	PART NAME	QTY	SALES UNIT	MODEL	ICA
	17	80600-25700	ASSY-CYLINDER DOOR LOCK RH	1	1	COUPE	
	18	80601-25700	ASSY-CYLINDER DOOR LOCK LH	1	1	COUPE	
	19	80590-10600	CLIP-RETAINER	2		COUPE	
	20	80590-10601	CLIP-RETAINER	2	10	COUPE	
	21	80605-18001	ASSY-HANDLE DOOR OUTSIDE	2	1	COUPE	
	22	80607-18000	PLATE-DOOR HANDLE	2	1	COUPE	
	23	08911-10510	NUT FIX OUTSIDE HANDLE	4	50	COUPE	
	24	08915-13510	WASHER-LOCK FIX OUTSIDE HANDLE	4	50	COUPE	
	25	80675-25701	ESCUTCHEON-DOOR INSIDE HANDLE	2	5	COUPE	
	26	80760-18001	ASSY-HANDLE DOOR WINDOW REGULATOR	2	1	COUPE	
	27	80675-18000	WASHER-SEATING	2	10	COUPE	
	28	08330-51620	SCREW	2	50	COUPE	
	29	80700-25700	ASSY-REGULATOR DOOR WINDOW RH	1	1	COUPE	
	30	80701-25700	ASSY-REGULATOR DOOR WINDOW LH	1	1	COUPE	
	31	08310-60810	SCREW FIX WINDOW REGULATOR	6	50	COUPE	
	32	08916-33610	WASHER-TOOTH LOCK FIX WINDOW REGULATOR	6	50	COUPE	

M-129

DOOR TRIMMING(COUPÉ)

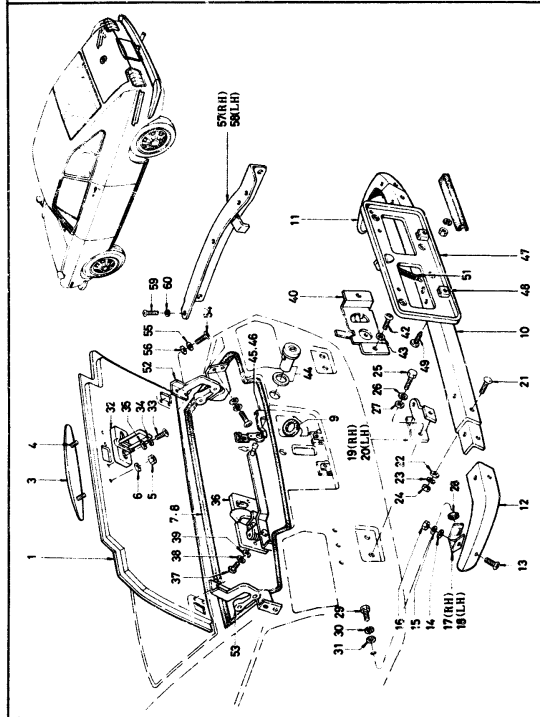


S	KEY NO.	PART NO.	PART NAME	QTY	SALES UNIT	MODEL	ICA
---	---------	----------	-----------	-----	------------	-------	-----

DOOR TRIMMING(COUPÉ)

• 1	80900-M0300	ASSY-FINISH DOOR BLACK RH	1	1	COUPE	
2	80900-M0302	FINISH-DOOR RH	1		COUPE	Y
• 3	80900-M0301	FINISH-DOOR RH	1	1	COUPE	Y
4	80900-M0303	FINISH-DOOR RH	1		COUPE	Y
• 5	80901-M0300	ASSY-FINISH DOOR BLACK LH	1	1	COUPE	
6	80901-M0302	FINISH-DOOR LH	1		COUPE	Y
• 7	80901-M0301	FINISH-DOOR LH	1	1	COUPE	Y
8	80901-M0303	FINISH-DOOR LH	1		COUPE	Y
9	80919-89900	CLIP-DOOR FINISH	20	10	COUPE	
10	80929-32200	CAP-DOOR FINISH CLIP	20	50	COUPE	
11	80940-27700	COMP-ARMREST	2	1	COUPE	
12	88410-61610	SCREW FIX ARMREST	4	50	COUPE	
13	88913-13610	WASHER-LOCK FIX ARM REST	4	50	COUPE	

TRUNK & REAR BUMPER(COUPÉ)



S	KEY NO.	PART NO.	PART NAME	QTY	SALES UNIT	MODEL	ICA
---	---------	----------	-----------	-----	------------	-------	-----

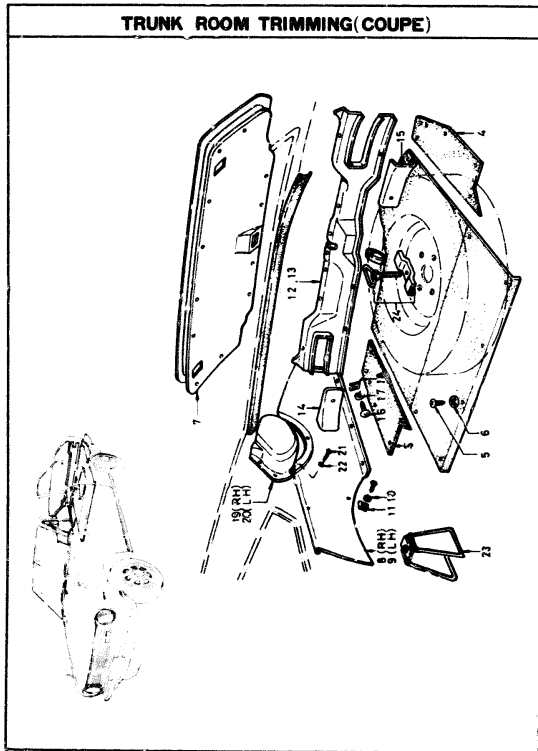
TRUNK & REAR BUMPER(COUPÉ)

1	84300-25800	PANEL-TRUNK LID	1	1	COUPE		
2	84310-25700	ASSY-REINFORCEMENT TRUNK LID	1	3	COUPE		
3	84490-25701	HANDLE-TRUNK LID	1	1	COUPE		
4	08310-50810	SCREW	3	90	COUPE		
5	08915-13510	NUT	3	90	COUPE		
6	08915-43510	WASHER-PLAIN	3	90	COUPE		
7	84810-25701	WEATHERSTRIP-TRUNK LID	1	1	COUPE		
8	84810-40300	WEATHERSTRIP-TRUNK LID	1	1	COUPE		
9	17455-25760	GROMMET-FUEL TANK HOSE	1	10	COUPE		
10	85001-25700	BUMPER-REAR MAIN	1	1	COUPE		
11	85002-25700	BUMPER-REAR SIDE RH	1	1	COUPE		
12	85003-25700	BUMPER-REAR SIDE LH	1	1	COUPE		
13	62663-10000	BOLT-BUMPER	4	90	COUPE		
14	08915-43610	WASHER-PLAIN	4	90	COUPE		
15	08915-13610	WASHER-LOCK	4	90	COUPE		
16	08911-10610	NUT	4	90	COUPE		
17	85206-25700	BRACKET-REAR BUMPER SIDE RH	1	9	COUPE		
18	85207-25700	BRACKET-REAR BUMPER SIDE LH	1	9	COUPE		
19	85204-25700	STAY-REAR BUMPER RH	1	1	COUPE		
20	85205-25700	STAY-REAR BUMPER LH	1	1	COUPE		
21	62663-10000	BOLT-BUMPER FIX BUMPER TO STAY	6	90	COUPE		

S KEY NO	PART NO.	PART NAME	QTY	SALES UNIT	MODEL	RM
22	08915-43610	WASHER-PLAIN FIX BUMPER TO STAY	6	50	COUPE	
23	08915-13610	WASHER-LOCK FIX BUMPER TO STAY	6	50	COUPE	
24	08911-10610	NUT FIX BUMPER TO STAY	4	50	COUPE	
25	08110-02010	BOLT FIX STAY TO MEMBER	4	50	COUPE	
26	08915-13810	WASHER-LOCK FIX STAY TO MEMBER	4	50	COUPE	
27	08915-53810	WASHER-PLAIN FIX STAY TO MEMBER	4	50	COUPE	
28	62671-18000	WASHER-RUBBER FIX BUMPER SIDE	2	10	COUPE	
29	08110-63010	BOLT FIX BUMPER SIDE	2	50	COUPE	
30	08915-13610	WASHER-LOCK FIX BUMPER SIDE	2	50	COUPE	
31	08915-43610	WASHER-PLAIN FIX BUMPER SIDE	2	50	COUPE	
32	84420-25700	ASSY-STRIKER TRUNK LID LOCK	1	1	COUPE	
33	08310-61610	SCREW	2	50	COUPE	
34	08915-13610	WASHER-LOCK	2	50	COUPE	
35	08915-43610	WASHER-PLAIN	2	50	COUPE	
36	84430-25701	ASSY-LOCK TRUNK LID	1	1	COUPE	
37	08310-61610	SCREW	2	50	COUPE	
38	08915-13610	WASHER-LOCK	2	50	COUPE	
39	08915-43610	WASHER-PLAIN	2	50	COUPE	
40	84440-25701	ASSY-LOCK LICENCE PLATE	1	1	COUPE	
41	08310-51610	SCREW	2	50	COUPE	
42	08316-51612	SCREW	2		COUPE	

S KEY NO	PART NO.	PART NAME	QTY	SALES UNIT	MODEL	RM
43	08915-13910	WASHER-LOCK	2	50	COUPE	
44	84460-25700	ASSY-CYLINDER TRUNK LID & LICENCE PLATE LOCK	1	1	COUPE	
45	08590-10600	CLIP-RETAINING	1		COUPE	
46	08590-10601	CLIP-RETAINING	1	10	COUPE	
47	96200-25700	COMP-BRACKET LICENCE PLATE	1	1	COUPE	
48	08966-40510	NUT-SPRING	2	10	COUPE	
49	08521-51210	SCREW-TAPPING	2		COUPE	
50	77776-80911	RIVET-TAPPING	2		COUPE	
51	96215-25701	SPRING-LICENCE PLATE BRACKET	1	10	COUPE	
52	84512-25700	ASSY-HINGE TRUNK LID RH	1	1	COUPE	
53	84513-25700	ASSY-HINGE TRUNK LID LH	1	1	COUPE	
54	08310-51210	SCREW FIX HINGE TO TRUNK LID	12	50	COUPE	
55	08915-13910	WASHER-LOCK FIX HINGE TO TRUNK LID	12	50	COUPE	
56	08915-43910	WASHER-PLAIN	12	50	COUPE	
57	76890-25700	BRACKET-TRUNK ROOM SIDE REAR RH	1	1	COUPE	
58	76891-25700	BRACKET-TRUNK ROOM SIDE REAR LH	1	1	COUPE	
59	08410-61610	SCREW	4	50	COUPE	
60	08915-13610	WASHER-LOCK	4	50	COUPE	

TRUNK ROOM TRIMMING(COUPÉ)



S KEY NO.	PART NO.	PART NAME	QTY	SALES UNIT	MODEL	ICA
-----------	----------	-----------	-----	------------	-------	-----

TRUNK ROOM TRIMMING(COUPÉ)

1	84902-25702	TRIMMING-TRUNK ROOM CENTER BLACK	1	1	COUPE	
2	84905-25700	SPACER-RUBBER TRUNK FLOOR	3	10	COUPE	
3	84903-25702	TRIMMING-FLOOR TRUNK SIDE BLACK RH	1	1	COUPE	
4	84904-25702	TRIMMING-FLOOR TRUNK SIDE BLACK LH	1	1	COUPE	
5	08510-42010	SCREW-TAPPING FIX FLOOR TRIMMING	20		COUPE	
6	08915-43640	WASHER-PLAIN FIX FLOOR TRIMMING	20		COUPE	
7	84911-25701	FINISH-TRUNK LID BLACK	1	1	COUPE	
8	84921-25701	FINISH-TRUNK SIDE BLACK	1	1	COUPE	
9	84922-25701	FINISH-TRUNK SIDE BLACK LH	1	1	COUPE	
10	08915-43440	WASHER-PLAIN	20		COUPE	
11	08963-10440	NUT-SPRING	6	50	COUPE	
12	84931-25753	FINISH-TRUNK REAR RED	1	1	COUPE	
13	84931-25754	FINISH-TRUNK REAR BLACK	1	1	COUPE	
14	84932-25704	MASK-REAR COMBINATION LAMP BLACK RH	1		COUPE	
15	84933-25704	MASK-REAR COMBINATION LAMP BLACK LH	1	1	COUPE	
16	08510-41240	SCREW	12	50	COUPE	
17	08915-43440	WASHER-PLAIN	12		COUPE	

E3

FIG. 110

NISSAN MOTOR CO., LTD.

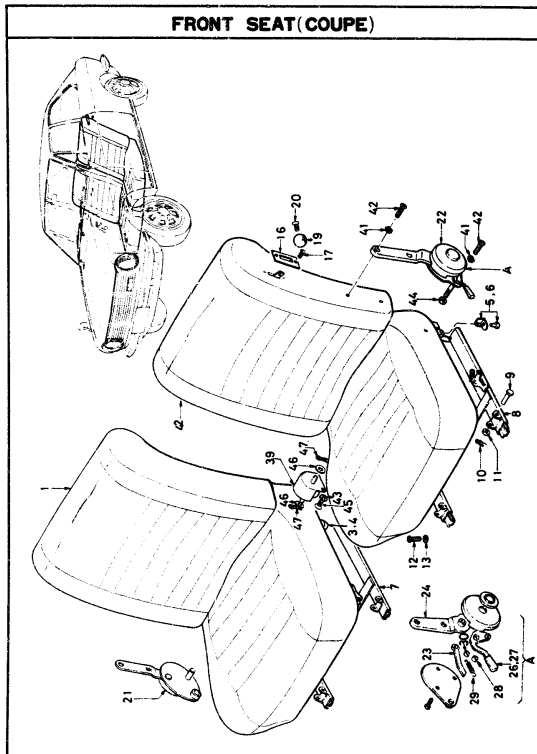
S	KEY NO.	PART NO.	PART NAME	QTY	SALES UNIT	MODEL	ICa
	18	08963-10440	NUT-SPRING	12	50	COUPE	
	19	04941-25701	COVER-TRUNK LID HINGE BLACK RH	1	1	COUPE	
	20	04942-25701	COVER-TRUNK LID HINGE BLACK LH	1	1	COUPE	
	21	08510-41240	SCREW-TAPPING	8	50	COUPE	
	22	08915-43440	WASHER-PLAIN	8		COUPE	
	23	99751-25700	SET-CLAMP JACK	1	1	COUPE	
	24	57210-18000	HANDLE-SPARE WHEEL CLAMP	1	1	COUPE	

REVISED: MARCH, 1969

110 - 2

Printed in Japan

FRONT SEAT(COUPÉ)



KEY NO.	PART NO.	PART NAME	QTY	SALES UNIT	MODEL	ICA
---------	----------	-----------	-----	------------	-------	-----

FRONT SEAT(COUPÉ)

1	87600-H0321	ASSY-SEAT DRIVER RECLINING SLACK	1	1	COUPE	
2	87650-H0321	ASSY-SEAT ASSISTANT SLACK	1	1	COUPE	
3	87109-18000	RUMPER-DRIVER SEAT FRAME RUBBER	1	10	COUPE	
4	87106-18000	RUMPER-DRIVER & ASSISTANT SEAT FRAME RUBBER	2	10	COUPE	
5	87115-18000	RUMPER-ASSISTANT SEAT RUBBER	1		COUPE	
6	87155-18000	RUMPER-ASSISTANT SEAT RUBBER	1	1	COUPE	Y
7	87500-20900	ASSY-SLID DRIVER SEAT	1	1	COUPE	
8	87500-24900	ASSY-SLID ASSISTANT SEAT	1	1	COUPE	
9	87109-18001	PIN-SEAT HINGE	2	10	COUPE	
10	34485-14805	PIN-SPRING	2	50	COUPE	
11	87500-18000	SPACER-ADJUSTING SEAT SLIDE RUBBER	AR	10	COUPE	
12	08313-01210	SCREW FIX SEAT SLIDE	4	50	COUPE	
13	08916-33810	WASHER-TOOTH LOCK	4	50	COUPE	
14	87156-20900	ASSY-STAY ASSISTANT SEAT	1	1	COUPE	
15	87157-20900	PIN-SPRING ASSISTANT SEAT STAY	1	10	COUPE	
16	87616-18200	FINISHER-SEAT BACK SIDE	2	1	COUPE	
17	08430-41210	SCREW	4		COUPE	

E5

FIG 111

NISSAN MOTOR CO., LTD.

S	KEY NO.	PART NO.	PART NAME	QTY	SALES UNIT	MODEL	ICA
	18	06901-A0601	PLUG-HEAD RESTRAINT	4	1	COUPE	
	19	07617-10200	KNOB-RELEASE LEVER	2	1	COUPE	
	20	00310-31020	SCREW	2	50	COUPE	
	21	07400-25001	ASSY-DEVICE DRIVER RECLINING	1		COUPE	
	22	07450-25001	ASSY-DEVICE ASSISTANT RECLINING	1		COUPE	
	23	07403-25000	LACH-RECLINING	2	1	COUPE	
	24	07404-25000	ARM-DRIVER LACH OPERATING	1	1	COUPE	
	25	07454-25000	ARM-ASSISTANT LACH OPERATING	1	1	COUPE	
	26	07405-25000	LEVER-RELEASE DRIVER RECLINING	1	1	COUPE	
	27	07495-25000	LEVER-RELEASE ASSISTANT RECLINING	1	1	COUPE	
	28	07406-25000	ROLLER-RELEASE LEVER	2	10	COUPE	
	29	07407-25000	SPRING-RETURN	2	10	COUPE	
	30	07408-25000	COLLER-RECLINING ARM	2	9	COUPE	
	31	07412-25000	WASHER-PLAIN	2	10	COUPE	
	32	07413-25000	WASHER-PLAIN	2	10	COUPE	
	33	07415-25000	RETAINER-RELEASE LEVER	2	10	COUPE	
	34	07416-25000	RING-SNAP	2	10	COUPE	
	35	07417-25000	RING-SNAP	2	10	COUPE	
	36	07418-25000	NUT-SLOTTED	2	10	COUPE	
	37	00310-32010	SCREW	4	50	COUPE	
	38	07420-25000	ASSY-SPRING RETURN DRIVER SEAT BACK	1	1	COUPE	
	39	07470-25000	ASSY-SPRING RETURN ASSISTANT SEAT BACK	1	1	COUPE	

REVISED: 1969, DECEMBER

111 - 2

Printed in Japan

NISSAN MOTOR CO., LTD.

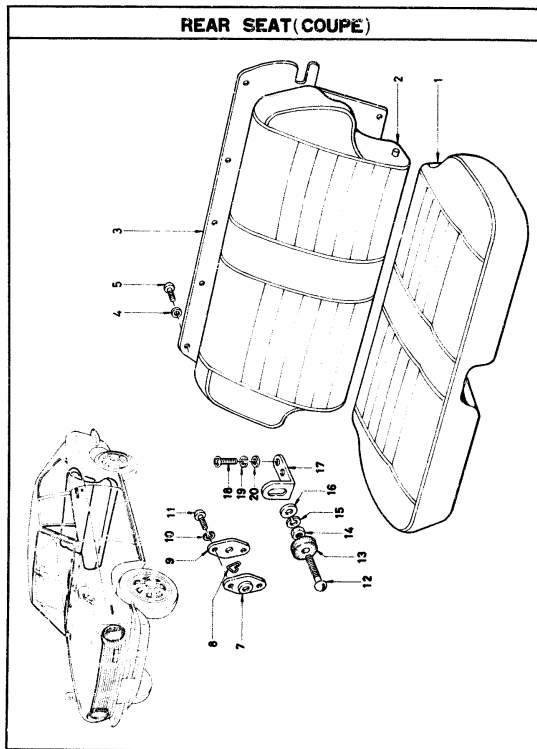
FIG 111

S	KEY NO.	PART NO.	PART NAME	QTY	SALES UNIT	MODEL	ICA
	40	00921-23010	PIN-COTTER	2	50	COUPE	
	41	00916-43010	WASHER-TOOTH LOCK	6	50	COUPE	
	42	00330-62520	SCREW	4	50	COUPE	
	43	00915-13010	WASHER-LOCK FIX RECLINING DEVICE TO SEAT	2	50	COUPE	
	44	00911-10010	NUT FIX RECLINING DEVICE TO SEAT	2	50	COUPE	
	45	00330-62020	SCREW FIX RECLINING DEVICE TO SEAT	2	50	COUPE	
	46	00915-44210	WASHER-PLAIN	4	50	COUPE	
	47	00921-23010	PIN-COTTER	4	50	COUPE	

REVISED: 1969, DECEMBER

111 - 3

Printed in Japan



S	KEY NO.	PART NO.	PART NAME	QTY	SALES UNIT	MODEL	ICA
---	---------	----------	-----------	-----	------------	-------	-----

REAR SEAT(COUPÉ)

1	88308-H0321	ASSY-CUSHION REAR SEAT BLACK	1	1	COUPE		
2	88600-H0321	ASSY-BACK REAR SEAT BLACK	1	1	COUPE		
3	88631-25701	ASSY-BOARD REAR SEAT BACK BLACK	1	1	COUPE		
4	08915-43440	WASHER-PLAIN REAR SEAT BACK BOARD	13		COUPE		
5	08310-41240	SCREW-TAPPING REAR SEAT BACK BOARD	13	50	COUPE		
6	08430-52020	SCREW	4	50	COUPE		
7	88643-25700	RETAINER-SEAT CATCHER SPRING	2	5	COUPE		
8	88644-18100	SPRING-CATCHER REAR SEAT BACK	2	10	COUPE		
9	88645-25700	COVER-CATCHER	2	5	COUPE		
10	08915-13920	WASHER-LOCK	4	50	COUPE		
11	08310-51220	SCREW	4	25	COUPE		
12	88119-18100	PIN-CATCHER	2	10	COUPE		
13	88311-10900	RUBBER-CATCHER	2	1	COUPE		
14	08911-10610	NUT	4	50	COUPE		
15	08915-13610	WASHER-LOCK	2	50	COUPE		
16	08915-43610	WASHER-PLAIN	4	50	COUPE		
17	88641-25700	BRACKET-CATCHER	2	1	COUPE		
18	08310-61420	SCREW	4	50	COUPE		
19	08915-13620	WASHER-LOCK	4	50	COUPE		

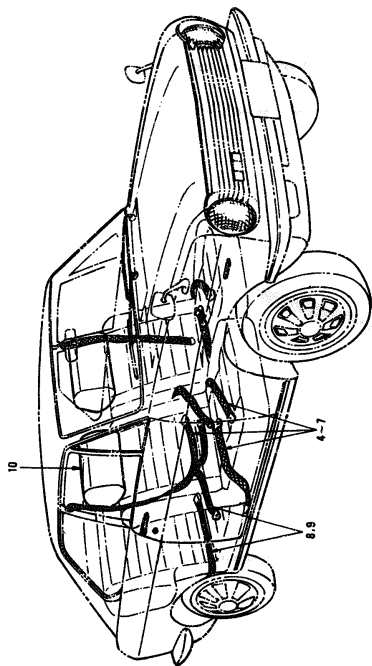
E7

FIG. 112

NISSAN MOTOR CO., LTD.

S	KEY NO.	PART NO.	ART NAME	QTY	SALES UNIT	MODEL	ICA
	20	08919-43620	WASHER-PLAIN	4	50	COUPE	
•	21	08646-10100	SPACER-RUBBER	2		COUPE	
	22	08646-10101	SPACER-RUBBER	2	10	COUPE	Y

SAFETY BELT & HEAD REST(COUPÉ)

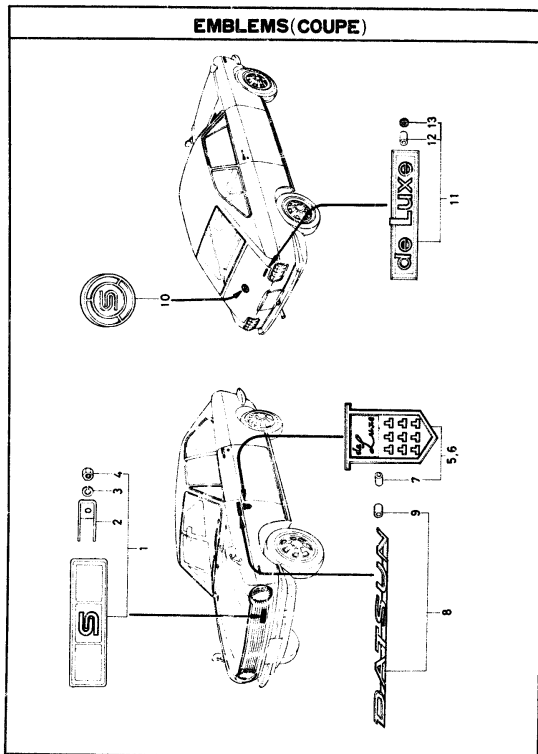


M-1009

S	KEY NO.	PART NO.	PART NAME	QTY	SALES UNIT	MODEL	ICA
---	---------	----------	-----------	-----	------------	-------	-----

SAFETY BELT & HEAD REST(COUPÉ)

1	86800-18025	SET=BELT,FRONT SEAT 2 POINT SAFETY(FROM OCT=88)	2	1	COUPE	
2	86820-H0125	SET=BELT,FRONT SEAT 2 POINT SAFETY(FROM APR=89)	2		OP COUPE	C
3	H6820-89920	SET=BELT,FRONT SEAT 2 POINT SAFETY	2		COUPE	
4	H6830-89920	SET=BELT,FRONT SEAT 3 POINT SAFETY(RED)	2		COUPE	
5	H6830-89921	SET=BELT,FRONT SEAT 3 POINT SAFETY(BLACK)	2		COUPE)	
6	H6830-89930	SET=BELT,FRONT SEAT 3 POINT SAFETY(RED)	2		COUPE	
7	H6830-89951	SET=BELT,FRONT SEAT 3 POINTS SAFETY	2	1	COUPE	
8	88820-25725	SET=BELT SAFETY REAR SEAT W/RETRACTOR 2 POINT	2	1	COUPE	
9	88820-H0325	SET=BELT SAFETY REAR SEAT	1		OP COUPE	C
10	87700-H0106	ASSY=HEAD RESTRAINT FRONT	2	1	OP COUPE	



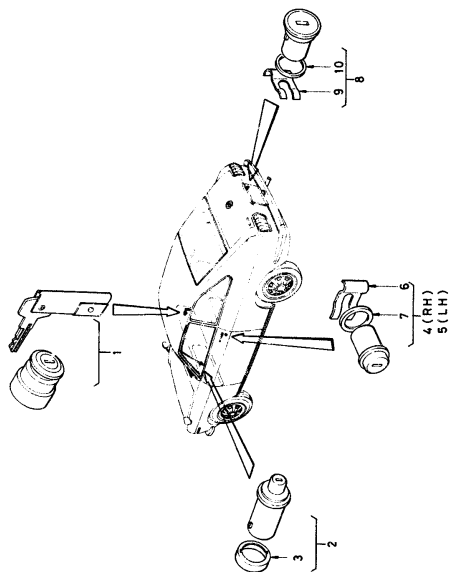
S	KEY NO.	PART NO.	PART NAME	QTY	SALES UNIT	MODEL	ICA
---	---------	----------	-----------	-----	------------	-------	-----

EMBLEMS(COUPÉ)

1	62311-25725	KIT-ORNAMENT RADIATOR GRILLE	1	2	COUPE	
2	62312-25700	BRACKET-RADIATOR GRILLE ORNAMENT (NOT F OR SALE)	1		COUPE	
3	00915-13410	WASHER-LOCK	1	90	COUPE	
4	00911-10410	NUY	1	90	COUPE	
5	63843-16200	BADGE-"DELUXE"FRONT FENDER	2		COUPE	
6	63843-16225	BADGE-"DELUXE" FRONT FENDER	2	2	COUPE	Y
7	63845-16000	CLIP-TUBULAR	6	90	COUPE	
8	63841-20900	EMBLEM"DATSUN"FRONT FENDER	2	2	COUPE	
9	63845-16000	CLIP-TUBULAR	4	90	COUPE	
10	04012-25725	KIT-ORNAMENT TRUNK LID	1	2	COUPE	
11	04023-16200	MARK-"DELUXE"TRUNK LID	1		COUPE	
12	63845-16000	CLIP-TUBLER	2	90	COUPE	
13	04062-H0300	SEALING-WASHER	2	1	COUPE	

M-1377

KEY & CYLINDERS(COUPE)



S	KEY NO.	PART NO.	PART NAME	QTY	SALES UNIT	MODEL	ICA
---	---------	----------	-----------	-----	------------	-------	-----

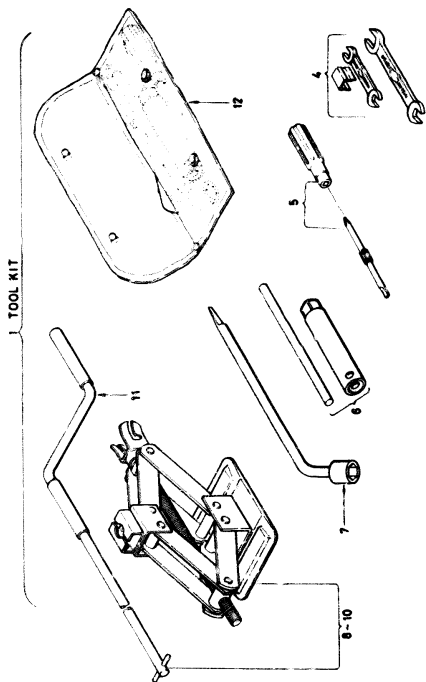
KEY & CYLINDERS(COUPE)

1	25150-25700	COMP-SWITCH IGNITION & STARTOR	1	1	COUPE
2	68631-25800	ASSY-LOCK GLOVE BOX	1	1	COUPE
3	68633-25701	CLIP-GLOVE BOX	1	10	COUPE
4	80600-25700	ASSY-CYLINDER DOOR LOCK RH	1	1	COUPE
5	80601-25700	ASSY-CYLINDER DOOR LOCK LH	1	1	COUPE
6	80590-10600	CLIP-RETAINER	1		COUPE
7	80590-10601	CLIP-RETAINER	1	10	COUPE
8	84460-25700	ASSY-CYLINDER TRUNK LID & LICENCE PLATE LOCK	1	1	COUPE
9	80590-10600	CLIP-RETAINER	1		COUPE
10	80590-10601	CLIP-RETAINER	1	10	COUPE
11	80010-25801	SET-CYLINDER LOCK	1		COUPE
12	80010-H0300	SET-CYLINDER LOCK	1		COUPE

F1

MISCELLANEOUS

TOOL KIT (SEDAN & VAN)

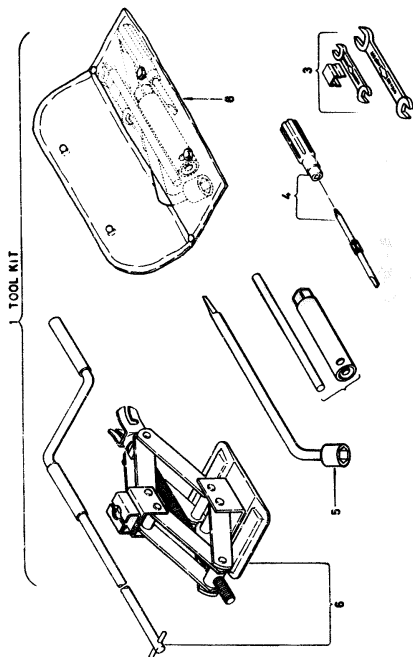


S	KEY NO.	PART NO.	PART NAME	FIG	SALES UNIT	MODEL	RA
---	---------	----------	-----------	-----	------------	-------	----

TOOL KIT (SEDAN & VAN)

#	1	99500-10100	KIT-TOOL (TO SEP-68)	1		SEDAN & VAN	
#	2	99500-27702	KIT-TOOL (FROM OCT-68)	1		SEDAN	Y
#	3	99500-27802	KIT-TOOL (FROM OCT-68)	1		VAN	Y
#	4	99505-10000	SET-SPANNER	1		SEDAN & VAN	
#	5	99530-10000	DRIVER	1		SEDAN & VAN	
#	6	99540-73000	WRENCH-SPARK PLUG	1		SEDAN & VAN	
#	7	99545-16500	WRENCH-WHEEL NUT	1		SEDAN & VAN	
#	8	99550-10100	SET-JACK (TO SEP-68)	1		SEDAN & VAN	
#	9	99550-27700	SET-JACK (FROM OCT-68)	1		SEDAN	Y
#	10	99550-27801	SET-JACK (FROM OCT-68)	1		VAN	Y
#	11	99553-10500	HANDLE-JACK	1		SEDAN & VAN	
#	12	99595-10000	RAG-TOOL	1		SEDAN & VAN	

TOOL KIT(PICK-UP)



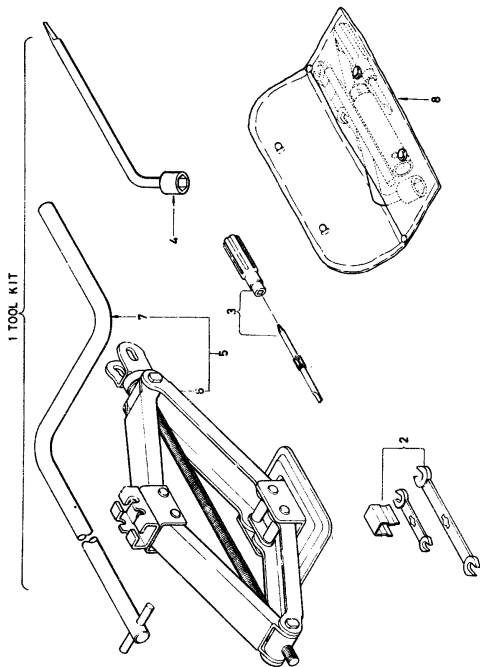
S	KEY NO.	PART NO.	PART NAME	QTY	SALES UNIT	MODEL	ICA
---	---------	----------	-----------	-----	---------------	-------	-----

TOOL KIT(PICK-UP)

#	1	99500-15403	KIT-TOOL (TO SEP-68)	1		PICK-UP	
#	2	99500-15404	KIT-TOOL (FROM OCT-68)	1		PICK-UP	Y
#	3	99505-27700	SET-SPANNER	1		PICK-UP	
#	4	99530-18000	DRIVER	1		PICK-UP	
#	5	99545-16500	WRENCH-WHEEL NUT	1		PICK-UP	
#	6	99550-15401	SET-JACK (TO SEP-68)	1		PICK-UP	
#	7	99550-15402	SET-JACK (FROM OCT-68)	1		PICK-UP	Y
#	8	99595-18000	FAO-TOOL	1		PICK-UP	
#	9	99560-73000	GUAGE-TIRE PRESSURE	1		OP PICK-UP	

M-1005

TOOL KIT(COUPE)



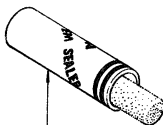
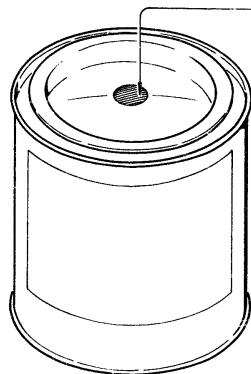
S	KEY NO.	PART NO.	PART NAME	QTY	SALES UNIT	MODEL	ICA
---	---------	----------	-----------	-----	------------	-------	-----

TOOL KIT(COUPE)

#	1	99500-27701	KIT-TOOL	1		COUPE	
#	2	99505-27700	SET-SPANNER	1		COUPE	
#	3	99530-10000	DRIVER	1		COUPE	
#	4	99545-14900	WRENCH-WHEEL NUT	1		COUPE	
#	5	99550-27700	SET-JACK	1		COUPE	
#	6	99551-27700	BODY JACK	1		COUPE	
#	7	99553-10000	HANDLE-JACK	1		COUPE	
#	8	99595-10000	BAG-TOOL	1		COUPE	

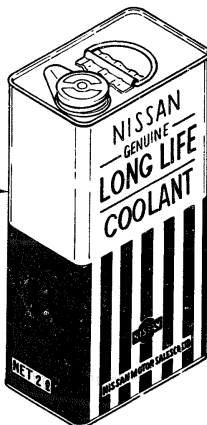
ACCESSORIES

- 14 WHITE #637
- 15 GRAY #641
- 16 RED #640
- 17 LIGHT BLUE #643
- 18 LIGHT BROWN #644
- 19 DARK BLUE #645
- 20 LIGHT GREEN #654
- 21 LIGHT BLUE #667
- 22 BROWN #634

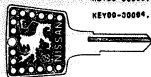
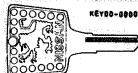

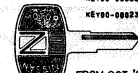





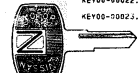



Nissan Cooling System Sealer

- 10 (2 LITER)
- 11 (4 LITER)
- 12 (16 LITER)



BLANK KEY

MASTER KEY		SUB KEY		
<p>KEY00-00001...T-9</p> <p>KEY00-00002...T-1</p> <p>KEY00-00003...T-4</p> <p>KEY00-00004...T-3</p> 	<p>KEY00-00005...T-9</p> <p>KEY00-00006...T-1</p> <p>KEY00-00007...T-4</p> <p>KEY00-00008...T-3</p> 	UP TO SEP-67		
<p>KEY00-00016...T-9</p> <p>KEY00-00017...T-1</p> <p>KEY00-00018...T-4</p> <p>KEY00-00019...T-3</p> 	<p>KEY00-00020...T-9</p> <p>KEY00-00021...T-1</p> <p>KEY00-00022...T-4</p> <p>KEY00-00023...T-3</p> 	FROM OCT-'67 UP TO SEP-'68		
FORMER TYPE GROOVING NO. (UP TO SEP-'68)	1	9	3	4
GROOVING SHAPE (VIEWED FROM BOW SIDE)				
NEW TYPE GROOVING NO. (FROM OCT-'68)	5	6	7	8
<p>KEY00-00016...T-9</p> <p>KEY00-00017...T-1</p> <p>KEY00-00018...T-4</p> <p>KEY00-00019...T-3</p> 	<p>KEY00-00020...T-9</p> <p>KEY00-00021...T-1</p> <p>KEY00-00022...T-4</p> <p>KEY00-00023...T-3</p> 	FROM OCT-'68		
 <p>KEY00-00028 WASO TYPE FOR STEERING LOCK</p>				

F6

FIG 119-3

NISSAN MOTOR CO., LTD.

MODEL NO. PLATE

DATSUN		TYPE	B10
ENGINE CAPACITY	9 8 8 cc		
MAX HP at RPM	62HP/6000RPM(SAE)		
WHEEL BASE	2 2 8 0 mm		
ENGINE NO.	A10 -		
CAR NO.	B10 -		
NISSAN MOTOR CO., LTD.			
YOKOHAMA JAPAN			

DATSUN		TYPE	B10
DESPLAZAMIENTO	9 8 8 cc		
POTENCIA EN CV	62 HP/6000RPM(SAE)		
INTEREJE	2 2 8 0 mm		
NO. DE MOTOR	A10 -		
NO. DE CHASSIS	B10 -		
NISSAN MOTOR CO., LTD.			
YOKOHAMA JAPAN			

NISSAN MOTOR CO., LTD.

FIG 119

S KEY NO.	PART NO.	PART NAME	QTY	SALES UNIT	MODEL	ICA
-----------	----------	-----------	-----	------------	-------	-----

ACCESSORIES

1	KEY00-00016	BLANK KEY, MASTER TYPE 9	1	5	ALL	
2	KEY00-00020	BLANK KEY, SUB TYPE 9	1	5	ALL	
3	KEY00-00017	BLANK KEY, MASTER TYPE 1	1	5	ALL	
4	KEY00-00021	BLANK KEY, SUB TYPE 1	1	5	ALL	
5	KEY00-00018	BLANK KEY, MASTER TYPE 4	1	5	ALL	
6	KEY00-00022	BLANK KEY, SUB TYPE 4	1	5	ALL	
7	KEY00-00019	BLANK KEY, MASTER TYPE 3	1	5	ALL	
8	KEY00-00023	BLANK KEY, SUB TYPE 3	1	5	ALL	
9	KEY00-00028	BLANK KEY FOR STEERING LOCK (WASO TYPE)	OP		L DRIVE	
10	96901-20900	PLATE-MODEL NO. (ENGLISH)	1	5	ALL	
11	96901-M0302	PLATE-MODEL NO. ENGLISH	1	5	COUPE	
# 12	SBNLL-C0001	N.L. COOLANT 2 LITER (0.44 US GAL)	1		ALL	
# 13	SBNLL-C0002	N.L. COOLANT 4 LITER (0.89 US GAL)	1		ALL	
# 14	SBNLL-C0003	N.L. COOLANT 16 LITER (3.96 US GAL)	1		ALL	
15	10125-62200	N.C.S. SEALER (1 CARTON-96 PICES)	96	1	ALL	
16	PAINT-DN637	WHITE #637 1KG	1	1	ALL	
17	PAINT-DN641	GRAY #641 1KG	1	1	ALL	
18	PAINT-DN640	RED #640 1KG	1	1	ALL	

REVISED JUNE, 1969

-F119-3-

Printed in Japan

REVISED: JUNE, 1969

119- = 1

Printed in Japan

F7

FIG 119

NISSAN MOTOR CO., LTD.

S	KEY NO.	PART NO.	PART NAME	QTY	SALES UNIT	MODEL	ICA
	19	PAINT-DN643	LIGHT BLUE #643 1KG	1	1	VAN	
	20	PAINT-DN644	LIGHT BROWN #644 1KG	1	1	SEDAN	
	21	PAINT-DN645	DARK BLUE #645 1KG	1	1	SEDAN	
	22	PAINT-DN954	LIGHT GREEN #954 1KG	1	1	SEDAN	
	23	PAINT-DN967	LIGHT BLUE #967 1KG	1	1	SEDAN	
	24	PAINT-DN934	BROWN #934 1KG	1	1	VAN	

NISSAN MOTOR CO., LTD.

FIG 120

S	KEY NO.	PART NO.	PART NAME	QTY.	SALES UNIT	MODEL	ICA
---	---------	----------	-----------	------	---------------	-------	-----

RACE & RALLY

1	12303-27720	PULLEY-CRANK FOR RALLY	1	1	OP ALL
2	21051-27720	PULLEY-WATER PUMP FOR RALLY	1	1	OP ALL
3	11720-27720	BELT-FAN FOR RALLY	1	1	OP ALL
4	13203-27720	SPRING-OUTER, VALVE FOR RALLY	8	10	OP ALL
5	13204-27720	SPRING-INNER VALVE FOR RALLY	8	10	OP ALL
6	13205-27720	SEAT-VALVE SPRING FOR RALLY	8	10	OP ALL
7	13209-27720	RETAINER-VALVE SPRING FOR RALLY	8	10	OP ALL
8	23100-27720	ASSY-ALTERNATOR 12V-66 OH FOR RALLY	1	1	OP ALL
9	11710-27720	BRACKET-ALTERNATOR FOR RALLY	1	1	OP ALL
10	22100-27720	ASSY-DISTRIBUTOR (WATER PROOF) FOR RALLY	1	1	OP ALL
11	22450-27725	SET-CABLES, HIGH TENSION W/RESISTOR & HOLDER RALLY	1		OP ALL
12	32030-27720	SET-GEARS 1ST 12, 662.2MM D11, 90R, 3RD 11, 350, 4TH 1,000	1	1	OP ALL
13	32210-27720	GEAR-COUNTER 29TX26TX 20TX16T FOR RALLY	1	1	OP ALL
14	32230-27720	GEAR-1ST 30T FOR RALLY	1	1	OP ALL
15	32250-27720	GEAR-2ND 25T FOR RALLY	1	1	OP ALL

REVISED: MARCH, 1970

120- - 1

Printed in Japan

F9
FIG 120

NISSAN MOTOR CO., LTD.

KEY NO.	PART NO.	PART NAME	QTY	SALES UNIT	MODEL	ICA
16	32260-27720	GEAR-3RD, 23T FOR RALLEY	1	1	OP ALL	
17	32703-27720	PINION-SPEEDOMETER 15T (FINAL=4,111) FOR RALLEY	1	1	OP ALL	
18	32703-27721	PINION-SPEEDOMETER 16T (FINAL=4,375) FOR RALLEY	1	1	OP ALL	
19	32703-27722	PINION-SPEEDOMETER 17T (FINAL=4,625) FOR RALLEY	1	1	OP ALL	
20	32840-27720	ASSY-LEVER, CONTROL FOR RALLEY	1	1	OP ALL	
21	38300-18100	ASSY-GEAR CARRIER 35/8 4,375 FOR RALLEY	1	1	OP ALL	
22	38300-H0700	ASSY-GEAR CARRIER (35/8T)	1		VAN	Y
23	38300-15400	ASSY-GEAR CARRIER 37/8 4,625 FOR RALLEY	1	1	OP ALL	
24	38300-G0500	ASSY-GEAR CARRIER (37/8T)	1	1	PICK-UP	Y
25	38300-18000	ASSY-GEAR CARRIER 37/9 4,111 FOR RALLEY	1	1	OP ALL	
26	38300-H1100	ASSY-GEAR CARRIER (37/9T)	1		OP PICK-UP	Y

12-100

REVISED: MARCH, 1970

120- - 2

Printed in Japan

G1

PART NO. INDEX

G2

NISSAN MOTOR CO., LTD.
INDEX (CLASSIFIED BY PARTS NO.)

PUB. NO. C-053F

PART NO.	PAGE	PART NO.	PAGE
47501-18001.....	10- 2	85010-27700.....	26- 3
47501-18101.....	10- 2	85010-27720.....	26- 3
47501-24901.....	10- 2	85260-40100.....	25- 9
47501-24911.....	10- 2	85330-18001.....	25- 5
47515-40100.....	10- 1	85330-18002.....	25- 5
.....	10- 2	85415-40100.....	25- 9
.....	21-8- 2	85415-18002.....	25- 9
		86151-89910.....	31- 3
		86350-18001.....	27- 1
		86350-18002.....	27- 1
		86350-18003.....	27- 1
		86350-18004.....	27- 1
		86350-18005.....	27- 1
		86350-18006.....	27- 1
		86350-18007.....	27- 1
		86350-18008.....	27- 1
		86350-18009.....	27- 2
		86350-18010.....	27- 2
		86350-18011.....	27- 2
		86350-18012.....	27- 2
		86350-18202.....	27- 1
		86550-15401.....	30-8- 1
		87010-11405.....	29-A- 4

REVISED: SEPTEMBER, 1971

= 1-

Printed in Japan

G3

NISSAN MOTOR CO., LTD.
INDEX (CLASSIFIED BY PARTS NO.)

PUB NO. C-053E

PART NO.	PAGE	PART NO.	PAGE
C0670-18001.....	33- 2	D4160-00001.....	100- 2
C0670-18002.....	33- 2	D8705-22001.....	90- 4
C0670-18003.....	33- 2	85-8- 1
C0670-18004.....	33- 2	80-8- 1
C0670-18005.....	33- 2	91-8- 1
C0670-18006.....	33- 2		
C4102-H1001.....	39- 1		
.....	39-A- 1		

REVISED: SEPTEMBER, 1971 - 2-

Printed in Japan

NISSAN MOTOR CO., LTD.
INDEX (CLASSIFIED BY PARTS NO.)

PUB NO. C-053E

PART NO.	PAGE	PART NO.	PAGE
E4010-18011.....	42- 4	F2303-H0100.....	52- 1
		49- 1
		01- 1
		93- 1
		F2900-27700.....	93- 1
		70- 1
		82- 1
		93- 2
		F2900-27701.....	93- 1
		70- 1
		82- 1

REVISED: SEPTEMBER, 1971 - 3-

Printed in Japan

G4

NISSAN MOTOR CO., LTD.
INDEX (CLASSIFIED BY PARTS NO.)

PUB NO. C-053E

JAN 68 10 10

PART NO.	PAGE	PART NO.	PAGE
H0206-10600.....	106- = 1	J7700-15400.....	89- = 3
H0707-10600.....	106- = 1	J7700-15425.....	89- = 3
H0725-18001.....	62- = 1	J7800-15400.....	89- = 3
.....	66- = 1		
H2202-24800.....	65- = 1		
H2203-24800.....	65- = 1		
H6A20-89920.....	67-A= 8		
.....	79-A= 4		
.....	88-A= 2		
.....	113- = 1		
H6A30-89920.....	67-A= 8		
.....	79-A= 4		
.....	113- = 1		
H6A30-89921.....	67-A= 8		
.....	79-A= 4		
.....	113- = 1		
H6A30-89930.....	67-A= 8		
.....	79-A= 4		
.....	113- = 1		
H6A30-89931.....	67-A= 8		
.....	79-A= 4		
.....	113- = 1		

REVISED: SEPTEMBER, 1971

= 4=

Printed in Japan

NISSAN MOTOR CO., LTD.
INDEX (CLASSIFIED BY PARTS NO.)

PUB NO. C-053E

JAN 68 10 10

PART NO.	PAGE	PART NO.	PAGE
KEY00-00016.....	119- = 1	01L07-00004.....	36-8- 3
KEY00-00017.....	119- = 1		
KEY00-00018.....	119- = 1		
KEY00-00019.....	119- = 1		
KEY00-00020.....	119- = 1		
KEY00-00021.....	119- = 1		
KEY00-00022.....	119- = 1		
KEY00-00023.....	119- = 1		
KEY00-00028.....	119- = 1		
K5046-00036.....	103- = 3		

REVISED: SEPTEMBER, 1971

= 5=

Printed in Japan

G5

NISSAN MOTOR CO., LTD.
INDEX (CLASSIFIED BY PARTS NO.)

PUB NO. G-053E

PART NO.	PAGE	PART NO.	PAGE
PAINT-DN534,.....119- = 2		SBMLL-C0001,.....119- = 1	
PAINT-DN554,.....119- = 2		SBMLL-C0002,.....119- = 1	
PAINT-DN567,.....119- = 2		SBMLL-C0003,.....119- = 1	
PAINT-DN637,.....119- = 1			
PAINT-DN640,.....119- = 1			
PAINT-DN641,.....119- = 1			
PAINT-DN643,.....119- = 2			
PAINT-DN644,.....119- = 2			
PAINT-DN649,.....119- = 2			

REVISED:SEPTEMBER,1971

= 6 =

Printed in Japan

NISSAN MOTOR CO., LTD.
INDEX (CLASSIFIED BY PARTS NO.)

PUB NO. G-053E

PART NO.	PAGE	PART NO.	PAGE
STANDARD PARTS			
X031-66081,..... 25-A- 4		00114-71610,..... 84- = 2	
X5901-32635,..... 25-A- 4		00114-75510,..... 88-A- 1	
X6010-18025,..... 7- = 7		00310-60610,..... 50-A- 1	
X6010-18026,..... 7- = 7		00310-61410,..... 50-A- 1	
X6010-18027,..... 7- = 7		00314-01410,..... 29- = 2	
X6010-18028,..... 7- = 7		00430-81610,..... 60- = 2	
X6450-31356,..... 25-A- 4		00434-02510,..... 58- = 1	
X6451-30351,..... 25-A- 4	 74- = 1	
X6451-30352,..... 25-A- 4		00610-81800,..... 42- = 4	
X6440-31724,..... 25-A- 5	 48- = 4	
X7010-18025,..... 9- = 3		00630-61400,..... 89- = 2	
X7040-31275,..... 25-A- 5		00680-41610,..... 53- = 4	
X7390-36230,..... 25-A- 4	 70- = 3	
X7390-30255,..... 25-A- 5		00680-41650,..... 53- = 3	
X7391-30100,..... 25-A- 4		00840-81610,..... 80-A- 1	
X7391-30210,..... 25-A- 4	 91- = 1	
X7391-30220,..... 25-A- 4		00851-21610,..... 39-A- 2	
X7391-30350,..... 25-A- 4		00912-34710,..... 86-A- 1	
X7392-30722,..... 25-A- 5		00915-10610,..... 50-A- 1	
		00915-11010,..... 29- = 2	
		00915-11510,..... 48- = 4	
		00915-41010,..... 30-C- 1	
		00915-41710,..... 86-A- 1	
		00916-60810,..... 60- = 2	

REVISED:SEPTEMBER,1971

= 7 =

Printed in Japan

NISSAN MOTOR CO., LTD.
INDEX (CLASSIFIED BY PARTS NO.)

PUB NO. C-053F

PART NO.	PAGE	PART NO.	PAGE
0001-11000.....	77- = 2	35-A- 1
.....	73- = 2	00931-10200.....	36-B- 1
.....	65- = 2	00931-10810.....	34- = 2
00010-21000.....	30- = 4	35- = 2
.....	30-A- 3	00931-21200.....	45- = 2
00021-01510.....	53- = 4	00931-30210.....	5- = 1
.....	70- = 4	6- = 2
.....	00-A- 1	00931-30610.....	2- = 2
.....	02- = 3	00933-11400.....	6- = 1
.....	41- = 1	6- = 2
.....	44- = 3	00933-13500.....	1- = 1
00021-01810.....	41- = 1	00933-14000.....	2- = 1
00021-21800.....	40- = 4	00933-15000.....	1- = 1
.....	40-A- 3	00933-20650.....	1- = 1
00021-21810.....	40-A- 1	2- = 1
00021-22210.....	40- = 3	00933-32500.....	34- = 3
.....	40-A- 3	00951-10400.....	22- = 2
.....	42- = 2	53- = 5
00021-22510.....	40- = 3	70- = 4
.....	40-A- 3	82- = 4
00021-23010.....	111- = 3	97- = 2
.....	111- = 3	00951-10600.....	21-A- 2
00022-11400.....	40-A- 1	00951-20600.....	47- = 1
.....	42- = 4	53- = 5
00022-11700.....	35-A- 3	70- = 4
00022-24000.....	34-A- 1	82- = 4

REVISED: SEPTEMBER, 1971

= 8=

Printed in Japan

NISSAN MOTOR CO., LTD.
INDEX (CLASSIFIED BY PARTS NO.)

PUB NO. C-053F

PART NO.	PAGE	PART NO.	PAGE
.....	94- = 3	71- = 2
00998-11110.....	29- = 2	81- = 3
00998-51110.....	29- = 2	82- = 3
00998-61810.....	31- = 2	83- = 1
00999-20110.....	31- = 2	83- = 1
00999-20410.....	48- = 4	94- = 2
00999-90210.....	50-C- 1	94- = 3
.....	31- = 2	95- = 1
01111-00061.....	37- = 2	95- = 1
08110-61010.....	6- = 3	08110-61410.....	1- = 5
.....	34- = 2	8- = 1
.....	35- = 3	19- = 1
.....	36-B- 3	36-B- 2
08110-61200.....	4- = 2	40- = 2
08110-61210.....	18- = 1	08110-61610.....	4- = 1
.....	36-B- 1	34- = 3
.....	36-B- 3	35- = 3
.....	52- = 4	39- = 2
.....	52- = 6	52- = 3
.....	53- = 4	53- = 2
.....	54- = 1	69- = 3
.....	54- = 2	70- = 2
.....	69- = 4	78- = 1
.....	69- = 5	82- = 2
.....	70- = 4	89- = 2
.....	71- = 1	94- = 2

REVISED: SEPTEMBER, 1971

= 9=

Printed in Japan

NISSAN MOTOR CO., LTD.
INDEX (CLASSIFIED BY PARTS NO.)

PUB NO. G-053E

PART NO.	PAGE	PART NO.	PAGE
08110-62010.....	1- 3	08113-81410.....	40- 4
.....	49- 3	40-A- 4
.....	81- 2	08113-81610.....	21-A- 2
08110-63010.....	47- 1	23- 1
.....	52- 3	24- 1
.....	69- 3	31- 2
.....	93- 2	48- 7
.....	109- 2	08113-82010.....	23- 2
08110-63210.....	5- 1	23- 3
08110-63310.....	89- 2	52- 4
08110-64010.....	1- 3	60- 5
08110-81610.....	1- 4	69- 4
.....	18- 5	78- 6
.....	33- 2	81- 3
.....	88-A- 2	08113-82210.....	23- 2
.....	106- 3	08113-82310.....	47- 3
08110-81662.....	40-A- 2	08120-61210.....	2- 4
08110-82010.....	6- 2	18- 1
.....	49- 2	08120-61610.....	4- 3
.....	49- 3	11- 2
.....	93- 2	08120-62010.....	32- 1
.....	109- 2	32-A- 2
08110-83010.....	36-B- 2	08120-62310.....	4- 4
08110-84310.....	33-A- 2	08120-62810.....	4- 4
08110-85510.....	6- 2	08120-82010.....	32-A- 2
08113-81210.....	39- 2	42- 8

REVISED:SEPTEMBER,1971

- 10-

Printed in Japan

NISSAN MOTOR CO., LTD.
INDEX (CLASSIFIED BY PARTS NO.)

PUB NO. G-053E

PART NO.	PAGE	PART NO.	PAGE
08120-82210.....	37- 2	63- 6
08120-82310.....	34- 1	76- 5
.....	35- 1	86- 4
08120-83010.....	33-B- 1	08143-82310.....	19- 2
08120-83510.....	23- 2	08160-61610.....	36-B- 2
.....	33-C- 1	08213-82800.....	5- 1
.....	33-C- 2	08213-82810.....	5- 1
.....	34- 2	08216-61410.....	5- 2
.....	35- 2	08216-62210.....	5- 1
08121-03310.....	18- 5	08216-63010.....	5- 2
08123-82010.....	42- 2	08216-82200.....	5- 1
08123-82310.....	44- 4	08216-82310.....	1- 2
08124-01610.....	42- 1	2- 2
08124-03010.....	42- 8	08216-82810.....	2- 2
08124-03310.....	42- 8	5- 1
08130-33010.....	18- 5	08216-84310.....	1- 2
.....	36-B- 1	08226-81610.....	1- 2
08130-83510.....	36-B- 1	08226-82210.....	43- 2
08131-02210.....	18- 4	08227-01810.....	1- 2
08133-82810.....	42- 2	08310-30620.....	29- 5
08134-06010.....	42- 1	08310-31020.....	67- 4
08140-61610.....	23- 3	67-A- 4
08140-81610.....	85- 5	79- 1
08140-82010.....	106- 3	79-A- 3
08143-82010.....	23- 3	111- 2
.....	81- 6	08310-40610.....	23- 1

REVISED:SEPTEMBER,1971

- 11-

Printed in Japan

NISSAN MOTOR CO., LTD.
INDEX (CLASSIFIED BY PARTS NO.)

PUB NO. C-033E

PART NO.	PAGE	PART NO.	PAGE
08310-40800.....	57- = 2	25- = 6
.....	73- = 2	25- = 9
.....	85- = 1	36-B- 1
08310-40810.....	51- = 2	95- = 1
08310-40820.....	30-A- 3	109- = 2
08310-41010.....	98- = 1	08310-51062.....	40- = 3
08310-41210.....	30-C- 1	40-A- 3
08310-41220.....	29- = 4	08310-51200.....	21-A- 2
08310-41240.....	98- = 1	08310-51210.....	28- = 1
.....	112- = 1	28- = 3
08310-41410.....	30- = 4	60- = 3
.....	30-A- 3	60- = 3
.....	30-B- 1	60- = 4
08310-41420.....	29- = 4	60- = 4
08310-41662.....	50- = 4	65- = 5
.....	50- = 4	78- = 3
08310-42520.....	30-A- 3	79-A- 6
08310-50810.....	60- = 3	98- = 2
.....	109- = 1	109- = 3
08310-51010.....	25- = 4	08310-51220.....	112- = 1
.....	25- = 6	08310-51410.....	31- = 2
.....	45- = 9	08310-51610.....	25-A- 4
.....	36-B- 1	57- = 3
.....	95- = 1	60- = 6
.....	109- = 2	72- = 1
08310-51012.....	25- = 4	79- = 3

REVISED: SEPTEMBER, 1971 - 12-

Printed in Japan

NISSAN MOTOR CO., LTD.
INDEX (CLASSIFIED BY PARTS NO.)

PUB NO. C-033E

PART NO.	PAGE	PART NO.	PAGE
.....	79-A- 7	62- = 3
.....	84- = 1	62- = 4
08310-51662.....	25- = 9	77- = 3
08310-51810.....	79-A- 6	77- = 4
08310-52010.....	29- = 4	78- = 4
.....	111- = 2	78- = 5
08310-53000.....	6- = 2	87- = 3
.....	6-A- 1	87- = 3
08310-53010.....	6- = 1	89- = 1
.....	6- = 2	08310-61212.....	18- = 3
08310-60810.....	64- = 1	62- = 3
.....	64- = 3	62- = 4
.....	66- = 1	77- = 3
.....	66- = 3	77- = 4
.....	107- = 2	78- = 4
08310-61010.....	61- = 1	78- = 5
.....	62- = 2	87- = 3
.....	63- = 1	87- = 4
.....	76- = 1	89- = 1
.....	77- = 2	08310-61220.....	40- = 1
.....	86- = 1	08310-61410.....	96- = 1
.....	87- = 1	08310-61420.....	112- = 1
.....	106- = 1	08310-61440.....	97- = 1
.....	107- = 1	97- = 1
08310-61020.....	74- = 1	08310-61610.....	2- = 4
08310-61210.....	18- = 3	53- = 2

REVISED: SEPTEMBER, 1971 - 13-

Printed in Japan

NISSAN MOTOR CO., LTD.
INDEX (CLASSIFIED BY PARTS NO.)

PUB NO. C-053E

PART NO.	PAGE	PART NO.	PAGE
..... 61- - 1	 87- - 1	
..... 63- - 1	 107- - 1	
..... 70- - 2	08320-61600..... 89- - 3		
..... 76- - 2	08320-63010..... 62- - 4		
..... 82- - 1 77- - 3		
..... 86- - 1 87- - 3		
..... 94- - 2	08330-40620..... 30-C- 2		
..... 106- - 1 31- - 1		
..... 109- - 2 54- - 2		
..... 109- - 2 71- - 2		
08310-62010..... 25-A- 3 83- - 1		
..... 78- - 3	08330-41410..... 50- - 4		
08310-62012..... 25-A- 3 50-A- 1		
..... 78- - 3	08330-51210..... 61- - 6		
08310-63010..... 89- - 2 63- - 6		
08310-81410..... 88- - 1 86- - 3		
08310-81610..... 07-A- 7	08330-51220..... 56- - 1		
..... 79-A- 4 74- - 5		
08313-81210..... 67- - 5 84- - 3		
..... 79- - 2	08330-51420..... 100- - 2		
..... 111- - 1	08330-51610..... 66- - 3		
08320-30610..... 25-A- 5	08330-51620..... 62- - 4		
08320-61010..... 62- - 2 64- - 3		
..... 64- - 1 77- - 4		
..... 06- - 1 87- - 3		
..... 77- - 2 107- - 2		

REVISED: SEPTEMBER, 1971

- 14 -

Printed in Japan

NISSAN MOTOR CO., LTD.
INDEX (CLASSIFIED BY PARTS NO.)

PUB NO. C-053E

PART NO.	PAGE	PART NO.	PAGE
08330-52010..... 76- - 5	 76- - 5	
08330-61620..... 58- - 1	08430-41210..... 111- - 1		
..... 99- - 1	08430-41220..... 67- - 4		
..... 74- - 1 67-A- 6		
..... 100- - 2 79- - 1		
08330-82020..... 111- - 3 79-A- 3		
08330-82520..... 111- - 3	08430-41620..... 103-A- 1		
08340-60810..... 65- - 2	08430-52020..... 112- - 1		
08360-51000..... 54- - 2	08440-61610..... 64- - 2		
08360-51010..... 54- - 2 66- - 2		
..... 71- - 2 107- - 1		
..... 83- - 1	08460-61610..... 20- - 2		
08360-51410..... 51- - 2	08510-30810..... 21- - 2		
08360-52010..... 22- - 2 103- - 3		
08360-61462..... 39-A- 1 103-A- 1		
08410-51610..... 50-A- 3	08510-41010..... 28- - 2		
08410-52010..... 25-A- 2 65- - 5		
08410-61010..... 65- - 2	08510-41020..... 69- - 1		
..... 65- - 4 78- - 4		
08410-61012..... 65- - 2	08510-41040..... 93- - 1		
..... 65- - 5 98- - 1		
08410-61610..... 21- - 2	08510-41210..... 31- - 1		
..... 108- - 1 97- - 2		
..... 109- - 3 73- - 2		
08410-62510..... 61- - 6 85- - 1		
..... 63- - 5	08510-41240..... 110- - 1		

REVISED: SEPTEMBER, 1971

- 15 -

Printed in Japan

NISSAN MOTOR CO., LTD.
INDEX (CLASSIFIED BY PARTS NO.)

PUB NO. G-053E

PART NO.	PAGE	PART NO.	PAGE
.....110- = 2	 84- = 3	
08510-42010.....101-A- 1	163-A- 1	
.....110- = 1		08513-40820..... 52- = 1	
08510-51010..... 25- = 8	 81- = 1	
..... 67-B- 2		08513-41210..... 52- = 1	
08510-51610..... 28- = 2	 52- = 5	
..... 98- = 1	 69- = 1	
08510-61010..... 25- = 8	 69- = 5	
08510-61640..... 97- = 1	 81- = 3	
..... 97- = 1	 94- = 2	
08510-62010..... 21-B- 1		08513-51010..... 53- = 5	
08510-70810..... 84- = 3	 70- = 4	
08510-71010..... 59- = 4	 82- = 3	
..... 79-A- 7	 97- = 1	
08510-71040..... 59- = 4		08513-51610..... 30-A- 3	
08510-71210..... 58- = 5		08513-61210..... 18- = 4	
..... 58- = 6		08513-61212..... 18- = 4	
..... 59- = 4		08520-41210..... 57- = 2	
..... 59- = 6	 73- = 2	
..... 74- = 4	 85- = 1	
..... 84- = 3		08520-51220..... 98- = 2	
.....103- = 2		08520-51610..... 89- = 1	
08510-71240..... 57- = 1	103- = 2	
..... 73- = 1		08521-51210.....109- = 3	
08513-40810..... 56- = 2		08530-41210..... 60- = 4	
..... 74- = 6		08530-41220..... 26- = 3	

REVISED:SEPTEMBER,1971 = 16-

Printed in Japan

NISSAN MOTOR CO., LTD.
INDEX (CLASSIFIED BY PARTS NO.)

PUB NO. G-053E

PART NO.	PAGE	PART NO.	PAGE
..... 53- = 4		08721-11300..... 10- = 1	
..... 57- = 3		08721-13510..... 24- = 2	
..... 70- = 4		08721-14110..... 8- = 2	
..... 73- = 3		08721-15400..... 20- = 1	
..... 74- = 4	 21-B- 1	
..... 82- = 3		08721-15700..... 21-A- 1	
..... 85- = 2		08723-11500..... 7- = 7	
..... 96- = 1	 9- = 3	
08530-41620.....103- = 2	10- = 2	
08530-51620.....100- = 2	 21-A- 3	
08530-71010..... 55- = 7	 21-B- 2	
..... 72- = 7		08723-12000..... 25-A- 3	
..... 79-A- 7		08723-13600..... 24- = 2	
.....101-A- 1		08723-15600..... 20- = 1	
08530-71020..... 74- = 4	 21-B- 1	
08530-71220..... 74- = 3		08723-15800..... 21-A- 1	
..... 74- = 4		08742-20020..... 10- = 1	
..... 78- = 4	 21-B- 2	
08533-41020..... 52- = 2		08911-10410..... 29- = 4	
..... 60- = 2	 29- = 5	
..... 81- = 1	 30- = 4	
..... 93- = 1	 51- = 1	
08540-41242..... 57- = 3	 52- = 2	
..... 73- = 3	 69- = 2	
08712-24200..... 10- = 1	 81- = 1	
08712-24400..... 9- = 2	 98- = 1	

REVISED:SEPTEMBER,1971 = 17-

Printed in Japan

G11

NISSAN MOTOR CO., LTD.
INDEX (CLASSIFIED BY PARTS NO.)

PUB NO. G-023E

PART NO.	PAGE	PART NO.	PAGE
.....114- = 1	 52- = 4	
08911-10910..... 22- = 2	 53- = 2	
..... 25- = 6	 60- = 5	
..... 25- = 9	 60- = 6	
..... 28- = 1	 61- = 3	
..... 30- = 4	 63- = 3	
..... 30-A- = 3	 69- = 3	
..... 30-B- = 1	 69- = 4	
..... 30-C- = 1	 69- = 4	
..... 30-C- = 2	 70- = 2	
..... 31- = 1	 74- = 5	
..... 39-A- = 2	 76- = 3	
..... 62- = 4	 78- = 5	
..... 64- = 2	 78- = 6	
..... 66- = 2	 79-A- = 6	
..... 77- = 4	 81- = 2	
..... 78- = 2	 81- = 2	
..... 87- = 3	 81- = 3	
.....107- = 2	 82- = 2	
08911-10610..... 5- = 2	 86- = 2	
..... 18- = 6	 93- = 1	
..... 19- = 1	 93- = 2	
..... 44- = 4	 94- = 2	
..... 46- = 3	 97- = 1	
..... 52- = 3	106- = 2	
..... 52- = 4	109- = 1	

REVISED SEPTEMBER, 1971 - 18-

Printed in Japan

NISSAN MOTOR CO., LTD.
INDEX (CLASSIFIED BY PARTS NO.)

PUB NO. G-023E

PART NO.	PAGE	PART NO.	PAGE
.....109- = 2	 48- = 7	
.....112- = 1	 67- = 5	
08911-10810..... 48- = 4	 79- = 2	
..... 60-A- = 1	 91- = 1	
..... 68- = 1		08911-14010..... 10- = 1	
..... 68-A- = 2	 19- = 2	
.....111- = 3	 33- = 1	
08911-13800..... 11- = 1	 40-A- = 2	
08911-13810..... 2- = 3	 41- = 1	
..... 5- = 2	 42- = 9	
..... 8- = 2	 51- = 2	
..... 9- = 2	 51-A- = 1	
..... 10- = 1	 51-A- = 2	
..... 11- = 1		08911-14210..... 42- = 7	
..... 23- = 1		08911-20810..... 18- = 5	
..... 23- = 2	 42- = 4	
..... 23- = 2		08911-21010..... 18- = 4	
..... 23- = 3		08911-23810..... 19- = 1	
..... 24- = 1	 37- = 2	
..... 36-B- = 2	 48- = 5	
..... 38- = 6		08911-24010..... 31- = 3	
..... 39- = 3	 42- = 1	
..... 41-A- = 2	 42- = 6	
..... 42- = 6	 42- = 6	
..... 42- = 8	 42- = 7	
..... 44- = 3	 42- = 8	

REVISED SEPTEMBER, 1971 - 19-

Printed in Japan

NISSAN MOTOR CO., LTD.
INDEX (CLASSIFIED BY PARTS NO.)

PUB NO. C-023E

PART NO.	PAGE	PART NO.	PAGE
..... 48- = 5		08911-84010,..... 42- = 2	
..... 48- = 6		08911-84210,..... 42- = 2	
08911-24610,..... 49- = 2		08911-94010,..... 40- = 3	
08911-30600,..... 34-B- 2	 40-A- 3	
08911-30610,..... 33- = 2		08912-40810,..... 49- = 3	
..... 40- = 2		08912-43810,..... 42- = 2	
..... 40-A- 2	 42- = 2	
..... 40-A- 4	 45- = 3	
..... 61- = 3	 51- = 2	
..... 63- = 3	 51-A- 2	
..... 65- = 2		08912-54210,..... 42- = 7	
..... 76- = 3		08912-64210,..... 51- = 1	
..... 78- = 3	 51-A- 1	
..... 86- = 2		08913-10410,..... 49- = 3	
..... 106- = 2		08913-10510,..... 40- = 3	
08911-30810,..... 33-B- 1	 40-A- 3	
08911-33810,..... 33- = 2		08913-10610,..... 36-B- 3	
..... 41- = 2		08913-13410,..... 25- = 4	
08911-34010,..... 41- = 2	 28- = 1	
..... 42- = 1	 29- = 5	
..... 49- = 2	 52- = 2	
08911-34210,..... 49- = 1	 52- = 5	
..... 50-A- 1	 69- = 2	
..... 51- = 3	 69- = 5	
..... 51-A- 3	 81- = 1	
08911-34410,..... 36-B- 2	 81- = 4	

REVISED: SEPTEMBER, 1971

- 20 -

Printed in Japan

NISSAN MOTOR CO., LTD.
INDEX (CLASSIFIED BY PARTS NO.)

PUB NO. C-023E

PART NO.	PAGE	PART NO.	PAGE
..... 98- = 1	 60- = 3	
..... 114- = 1	 60- = 4	
08915-13440,..... 98- = 1	 60- = 4	
08915-13500,..... 6- = 2	 60- = 6	
..... 6-A- 1	 61- = 6	
..... 54- = 2	 62- = 4	
08915-13510,..... 6- = 1	 63- = 5	
..... 6- = 2	 64- = 2	
..... 21-A- 2	 65- = 5	
..... 23- = 3	 66- = 2	
..... 25- = 6	 71- = 2	
..... 25- = 9	 76- = 5	
..... 25-A- 2	 77- = 4	
..... 25-A- 4	 78- = 2	
..... 28- = 3	 79- = 3	
..... 29- = 4	 79-A- 7	
..... 30- = 4	 83- = 1	
..... 30-A- 3	 87- = 3	
..... 30-B- 1	 95- = 1	
..... 30-C- 2	 98- = 2	
..... 31- = 1	 107- = 2	
..... 31- = 2	 109- = 1	
..... 31- = 2	 109- = 3	
..... 34- = 2	 109- = 3	
..... 60- = 3		08915-13520,..... 112- = 1	
..... 60- = 3		08915-13610,..... 1- = 3	

REVISED: SEPTEMBER, 1971

- 21 -

Printed in Japan

NISSAN MOTOR CO., LTD.
INDEX (CLASSIFIED BY PARTS NO.)

PUB NO. G-053E

PART NO.	PAGE	PART NO.	PAGE
..... 2- = 4 47- = 1		
..... 2- = 4 49- = 4		
..... 4- = 1 52- = 3		
..... 4- = 2 52- = 3		
..... 4- = 3 52- = 4		
..... 4- = 4 52- = 4		
..... 5- = 2 52- = 4		
..... 8- = 1 52- = 6		
..... 18- = 1 53- = 2		
..... 18- = 1 53- = 4		
..... 18- = 3 54- = 1		
..... 19- = 1 54- = 1		
..... 20- = 2 60- = 5		
..... 21- = 2 60- = 6		
..... 25-A- = 3 61- = 2		
..... 34- = 2 62- = 2		
..... 34- = 3 62- = 4		
..... 35- = 3 62- = 4		
..... 35- = 3 63- = 1		
..... 36-B- = 2 65- = 2		
..... 36-B- = 3 69- = 3		
..... 36-d- = 3 69- = 3		
..... 39- = 2 69- = 4		
..... 40- = 2 69- = 4		
..... 44- = 4 69- = 4		
..... 46- = 3 69- = 5		

REVISED: SEPTEMBER, 1971

= 22=

Printed in Japan

NISSAN MOTOR CO., LTD.
INDEX (CLASSIFIED BY PARTS NO.)

PUB NO. G-053E

PART NO.	PAGE	PART NO.	PAGE
..... 70- = 2 87- = 4		
..... 70- = 4 89- = 1		
..... 71- = 1 89- = 2		
..... 71- = 1 93- = 1		
..... 74- = 5 93- = 2		
..... 76- = 2 93- = 2		
..... 77- = 3 93- = 2		
..... 77- = 4 94- = 2		
..... 78- = 2 94- = 2		
..... 78- = 3 94- = 3		
..... 78- = 4 95- = 1		
..... 78- = 4 95- = 1		
..... 78- = 5 96- = 1		
..... 78- = 6 106- = 1		
..... 79-A- = 6 108- = 1		
..... 81- = 2 109- = 1		
..... 81- = 2 109- = 2		
..... 81- = 3 109- = 2		
..... 81- = 3 109- = 2		
..... 82- = 2 109- = 2		
..... 82- = 3 109- = 3		
..... 83- = 1 112- = 1		
..... 83- = 1	88915-13620..... 74- = 1		
..... 86- = 1 112- = 1		
..... 87- = 1	88915-13640..... 97- = 1		
..... 87- = 3 97- = 1		

REVISED: SEPTEMBER, 1971

= 23=

Printed in Japan

NISSAN MOTOR CO., LTD.
INDEX (CLASSIFIED BY PARTS NO.)

PUB NO. G-053E

PART NO.	PAGE	PART NO.	PAGE
08915-13800.....	48- = 4	35- = 1
08915-13810.....	1- = 5	35- = 2
.....	2- = 3	36-B- 1
.....	5- = 2	36-B- 2
.....	6- = 2	37- = 2
.....	6- = 2	38- = 6
.....	8- = 1	39- = 2
.....	9- = 2	40- = 4
.....	11- = 1	40-A- 4
.....	18- = 5	41-A- 2
.....	18- = 5	42- = 6
.....	19- = 1	42- = 6
.....	19- = 2	42- = 6
.....	21-A- 2	44- = 3
.....	23- = 1	47- = 3
.....	23- = 2	48- = 4
.....	23- = 2	48- = 7
.....	23- = 3	48- = 7
.....	24- = 1	49- = 2
.....	25- = 6	49- = 3
.....	25- = 6	52- = 4
.....	33- = 2	53- = 4
.....	33-C- 1	60- = 6
.....	33-C- 2	61- = 6
.....	34- = 1	63- = 6
.....	34- = 2	65- = 5

REVISED: SEPTEMBER, 1971

- 24 -

Printed in Japan

NISSAN MOTOR CO., LTD.
INDEX (CLASSIFIED BY PARTS NO.)

PUB NO. G-053F

PART NO.	PAGE	PART NO.	PAGE
.....	59- = 4	48- = 6
.....	70- = 4	08915-14610.....	49- = 2
.....	76- = 5	08915-23610.....	11- = 2
.....	78- = 6	32- = 2
.....	81- = 3	32-A- 2
.....	82- = 3	89- = 2
.....	86- = 4	08915-23810.....	31- = 2
.....	88- = 1	32-A- 2
.....	88- = 1	33-A- 2
.....	88-A- 2	33-R- 1
.....	88-A- 2	45- = 3
.....	156- = 3	48- = 5
.....	180- = 2	08915-24010.....	42- = 5
.....	181- = 3	42- = 8
08915-14000.....	1- = 1	42- = 8
.....	4- = 1	08915-42810.....	86- = 4
08915-14010.....	18- = 5	08915-43310.....	21- = 2
.....	18- = 5	08915-43410.....	25- = 4
.....	19- = 2	29- = 5
.....	31- = 3	52- = 1
.....	33- = 1	52- = 2
.....	40-A- 2	57- = 2
.....	40-A- 2	67-B- 2
.....	41- = 1	69- = 1
.....	42- = 7	69- = 2
.....	48- = 5	73- = 2

REVISED: SEPTEMBER, 1971

- 25 -

Printed in Japan

G15

PUB NO. G-053E

NISSAN MOTOR CO., LTD.
INDEX (CLASSIFIED BY PARTS NO.)

PART NO.	PAGE	PART NO.	PAGE
..... 81- = 1	 60- = 3	
..... 85- = 1	 60- = 3	
..... 94- = 2	 60- = 3	
..... 98- = 1	 60- = 4	
..... 9R- = 1	 60- = 0	
..... 103-A- = 1	 60- = 6	
08915-43440..... 9R- = 1	 65- = 2	
..... 9R- = 1	 69- = 4	
..... 101-A- = 2	 70- = 3	
..... 110- = 1	 72- = 1	
..... 110- = 1	 79-A- = 6	
..... 110- = 2	 79-A- = 6	
..... 112- = 1	 84- = 1	
08915-43510..... 25- = 6	 97- = 1	
..... 25- = 9	 98- = 1	
..... 25-A- = 2	 98- = 2	
..... 25-A- = 4	 98- = 2	
..... 2R- = 2	 109- = 1	
..... 2P- = 3	 109- = 3	
..... 30- = 4	08915-43610..... 4- = 3		
..... 30-A- = 3	 4- = 4	
..... 30-C- = 2	 5- = 2	
..... 31- = 1	 18- = 1	
..... 33- = 4	 18- = 5	
..... 33- = 5	 18- = 6	
..... 37- = 3	 25-A- = 4	

REVISED: SEPTEMBER, 1971

= 26-

Printed in Japan

NISSAN MOTOR CO., LTD.
INDEX (CLASSIFIED BY PARTS NO.)

PUB NO. G-053E

PART NO.	PAGE	PART NO.	PAGE
..... 36-B- = 3	 74- = 5	
..... 49- = 3	 76- = 2	
..... 52- = 3	 76- = 3	
..... 52- = 3	 78- = 2	
..... 52- = 4	 78- = 3	
..... 52- = 4	 78- = 4	
..... 52- = 6	 78- = 4	
..... 53- = 2	 78- = 5	
..... 53- = 4	 78- = 5	
..... 54- = 1	 79-A- = 6	
..... 54- = 1	 81- = 2	
..... 60- = 5	 81- = 2	
..... 61- = 2	 81- = 3	
..... 61- = 3	 82- = 2	
..... 63- = 1	 82- = 3	
..... 63- = 3	 83- = 1	
..... 65- = 2	 83- = 1	
..... 65- = 2	 86- = 1	
..... 69- = 3	 86- = 2	
..... 69- = 3	 89- = 1	
..... 69- = 4	 89- = 2	
..... 69- = 5	 89- = 2	
..... 70- = 2	 93- = 1	
..... 70- = 4	 93- = 1	
..... 71- = 1	 93- = 2	
..... 71- = 1	 94- = 2	

REVISED: SEPTEMBER, 1971

= 27-

Printed in Japan

G16

NISSAN MOTOR CO., LTD.
INDEX (CLASSIFIED BY PARTS NO.)

PUB NO. C-033E

PART NO.	PAGE	PART NO.	PAGE
..... 94- = 2	 24- = 1	
..... 94- = 3	 34- = 2	
..... 95- = 1	 35- = 2	
..... 95- = 1	 42- = 8	
..... 106- = 1	 49- = 3	
..... 106- = 2	 61- = 6	
..... 106- = 1	 63- = 6	
..... 109- = 2	 65- = 5	
..... 109- = 2	 67- = 5	
..... 109- = 2	 76- = 5	
..... 109- = 2	 79- = 2	
..... 112- = 1	 81- = 3	
08915-43620..... 112- = 2	 88- = 1	
08915-43640..... 110- = 1	 94- = 3	
08915-43710..... 65- = 5	 106- = 3	
..... 79-A = 7		08915-44010..... 42- = 7	
08915-43740..... 57- = 1		08915-44110..... 40-A = 3	
..... 73- = 1		08915-44210..... 18- = 5	
08915-43810..... 4- = 3	 42- = 7	
..... 5- = 2	 111- = 3	
..... 18- = 5		08915-44410..... 40- = 3	
..... 19- = 1		08915-53610..... 18- = 3	
..... 19- = 2	 20- = 2	
..... 21-A = 2	 21- = 2	
..... 23- = 1	 30-A = 3	
..... 23- = 3	 89- = 2	

REVISED: SEPT 1971 - 28-

Printed in Japan

NISSAN MOTOR CO., LTD.
INDEX (CLASSIFIED BY PARTS NO.)

PUB NO. C-033E

PART NO.	PAGE	PART NO.	PAGE
..... 93- = 2	 64- = 2	
08915-53640..... 97- = 1	 64- = 3	
..... 97- = 1	 69- = 2	
08915-53810..... 92- = 4	 66- = 2	
..... 60- = 6	 66- = 2	
..... 69- = 4	 66- = 3	
..... 78- = 6	 77- = 2	
..... 80-A = 1	 107- = 1	
..... 88-A = 2	 107- = 1	
..... 91- = 1	 107- = 2	
..... 109- = 2		08916-33810..... 67-A = 7	
08915-54010..... 40- = 3	 79-A = 4	
..... 40-A = 2	 111- = 1	
..... 42- = 9		08916-34410..... 36-B = 2	
08915-80400..... 80- = 4		08916-43510..... 74- = 5	
08915-80410..... 60- = 4	 89- = 1	
08915-80420..... 60- = 5		08916-43610..... 62- = 2	
..... 74- = 4	 62- = 4	
..... 78- = 4	 64- = 1	
..... 103- = 2	 66- = 1	
08915-80720..... 74- = 3	 77- = 2	
08916-13610..... 18- = 4	 77- = 3	
08916-24010..... 42- = 6	 87- = 1	
08916-24210..... 49- = 1	 87- = 3	
..... 80-A = 1	 103-A = 1	
08916-33610..... 64- = 1	 107- = 1	

REVISED: SEPT 1971 - 29-

Printed in Japan

PUB NO. C-053E

NISSAN MOTOR CO., LTD.
INDEX (CLASSIFIED BY PARTS NO.)

[illegible]

REVISID: SEPTEMBER, 1971 - 30-

Printed in Japan

NISSAN MOTOR CO., LTD.
INDEX (CLASSIFIED BY PARTS NO.)

PIR NO. C-0534

PART NO.		PAGE		PART NO.		PAGE	
10102-25700.....	- 1	11041-40300.....	2- - 1	11041-41001.....	2- - 1	11041-18001.....	2- - 1
10101-40100.....	- 2	11041-18002.....	2- - 1	11041-25701.....	2- - 1	11042-41025.....	- - 2
10101-18000.....	- 2	11042-18025.....	- - 2	11042-18026.....	- - 2	11044-41006.....	2- - 2
10101-18001.....	- 2	11044-18000.....	2- - 2	11044-18001.....	2- - 2	11044-18002.....	2- - 2
10101-25700.....	- 2	11044-18006.....	2- - 2	11046-73402.....	1- - 1	11051-73401.....	2- - 2
10125-63200.....	110- - 1	11046-73403.....	2- - 2	11051-73402.....	2- - 2	11051-73403.....	2- - 2
11010-18700.....	1- - 1	11051-73404.....	2- - 2	11056-18000.....	2- - 2	11056-18001.....	2- - 2
11011-11001.....	1- - 1	11056-18002.....	2- - 2	11056-18003.....	2- - 2	11056-18004.....	2- - 2
11012-25700.....	1- - 1	11056-18005.....	2- - 2	11056-18006.....	2- - 2	11056-18007.....	2- - 2
.....	1- - 1	11056-18008.....	2- - 2	11056-18009.....	2- - 2	11056-18010.....	2- - 2
11012-41003.....	1- - 4	11056-18011.....	2- - 2	11056-18012.....	2- - 2	11056-18013.....	2- - 2
11012-02700.....	1- - 4	11056-18014.....	2- - 2	11056-18015.....	2- - 2	11056-18016.....	2- - 2
11013-41000.....	1- - 4	11056-18017.....	2- - 2	11056-18018.....	2- - 2	11056-18019.....	2- - 2
11013-02700.....	1- - 4	11056-18020.....	2- - 2	11056-18021.....	2- - 2	11056-18022.....	2- - 2
11014-41000.....	1- - 4	11056-18023.....	2- - 2	11056-18024.....	2- - 2	11056-18025.....	2- - 2
11014-02700.....	1- - 4	11056-18026.....	2- - 2	11056-18027.....	2- - 2	11056-18028.....	2- - 2
11019-32700.....	1- - 1	11056-18029.....	2- - 2	11056-18030.....	2- - 2	11056-18031.....	2- - 2
11021-13200.....	1- - 1	11056-18032.....	2- - 2	11056-18033.....	2- - 2	11056-18034.....	2- - 2
11021-30000.....	1- - 1	11056-18035.....	2- - 2	11056-18036.....	2- - 2	11056-18037.....	2- - 2
11022-18000.....	1- - 1	11056-18038.....	2- - 2	11056-18039.....	2- - 2	11056-18040.....	2- - 2
11023-32700.....	1- - 1	11056-18041.....	2- - 2	11056-18042.....	2- - 2	11056-18043.....	2- - 2
.....	1- - 3	11056-18044.....	2- - 2	11056-18045.....	2- - 2	11056-18046.....	2- - 2
11025-18000.....	1- - 5	11056-18047.....	2- - 2	11056-18048.....	2- - 2	11056-18049.....	2- - 2
11026-61000.....	1- - 4	11056-18050.....	2- - 2	11056-18051.....	2- - 2	11056-18052.....	2- - 2
11041-40100.....	2- - 1	11056-18053.....	2- - 2	11056-18054.....	2- - 2	11056-18055.....	2- - 2

REVISÉ: SEPTEMBER, 1971 - 31-

Printed in Japan

PART NO.	PAGE	PART NO.	PAGE
1109A-18010.....	2- - 1	11710-18000.....	18- - 4
1109A-18011.....	2- - 1	11710-27720.....	120- - 1
11099-18010.....	2- - 1	11711-18000.....	18- - 5
11110-18001.....	1- - 4	11715-18001.....	18- - 5
1112A-61001.....	1- - 4	11720-18000.....	11- - 2
1112A-69000.....	1- - 4	11720-18001.....	11- - 2
1112A-69200.....	1- - 4	11720-18002.....	11- - 2
11130-18002.....	1- - 4	11720-27720.....	120- - 1
11131-18002.....	1- - 4	11815-20900.....	2- - 4
11132-18001.....	1- - 4	11816-20900.....	2- - 4
11133-18001.....	1- - 4	12010-18011.....	3- - 1
11140-18002.....	1- - 4	12010-18013.....	3- - 1
11221-18000.....	19- - 1	12010-18014.....	3- - 1
11222-18001.....	19- - 1	12010-18015.....	3- - 1
11223-18001.....	19- - 1	12010-18016.....	3- - 1
11240-18000.....	19- - 1	12010-18017.....	3- - 2
.....	42- - 5	12010-18018.....	3- - 2
11241-18000.....	19- - 1	12010-18021.....	3- - 1
.....	42- - 5	12010-18023.....	3- - 1
11321-18000.....	19- - 1	12010-18024.....	3- - 1
11321-20300.....	19- - 1	12010-18025.....	3- - 1
11327-18000.....	19- - 1	12010-18026.....	3- - 2
11327-20300.....	19- - 1	12010-18027.....	3- - 2
11335-18000.....	19- - 2	12010-18028.....	3- - 2
11335-20300.....	19- - 2	12012-18001.....	3- - 1
11710-M0100.....	18- - 4	12013-18001.....	3- - 1

PART NO.	PAGE	PART NO.	PAGE
12014-18001.....	3- - 1	12037-13901.....	3- - 3
12015-18001.....	3- - 1	12037-19100.....	3- - 3
1201A-18001.....	3- - 1	12038-M1002.....	3- - 4
12017-18001.....	3- - 2	12038-13900.....	3- - 4
12019-18001.....	3- - 2	12038-13901.....	3- - 4
12033-83040.....	3- - 2	12038-19100.....	3- - 4
12033-M1002.....	3- - 2	12039-83040.....	3- - 4
12033-13900.....	3- - 2	12039-M1002.....	3- - 4
12033-13901.....	3- - 2	12039-13900.....	3- - 4
12033-19100.....	3- - 2	12039-13901.....	3- - 4
12034-M1002.....	3- - 3	12039-19100.....	3- - 4
12034-13900.....	3- - 2	12100-18000.....	3- - 4
12034-13901.....	3- - 2	3- - 4
12034-19100.....	3- - 2	12100-18050.....	3- - 4
12035-83040.....	3- - 3	12109-M1001.....	3- - 4
12035-M1002.....	3- - 3	12109-M1011.....	3- - 4
12035-13900.....	3- - 3	12109-18000.....	3- - 4
12035-13901.....	3- - 3	12111-20900.....	3- - 4
12035-19100.....	3- - 3	12111-20901.....	3- - 4
1203A-M1002.....	3- - 3	12111-20902.....	3- - 5
1203A-13900.....	3- - 3	12111-20903.....	3- - 5
1203A-13901.....	3- - 3	12111-20904.....	3- - 5
1203A-19100.....	3- - 3	12111-20905.....	3- - 5
12037-83040.....	3- - 3	12111-20906.....	3- - 5
12037-M1002.....	3- - 3	12112-18000.....	3- - 4
12037-13900.....	3- - 3	12200-18000.....	3- - 5

H3

 NISSAN MOTOR CO., LTD.
 INDEX (CLASSIFIED BY PARTS NO.)

PUB NO. C-053E

PART NO.	PAGE	PART NO.	PAGE
12700-18001.....	3- 5	12303-18010.....	3- 6
12700-18002.....	3- 5	12303-27720.....	120- 1
12707-H1010.....	3- 6	12306-H1000.....	3- 6
12707-18025.....	3- 6	12306-18000.....	3- 6
12707-18026.....	3- 6	12309-18000.....	3- 6
12707-18027.....	3- 6	12309-7E200.....	3- 6
12707-18028.....	3- 7	12310-18001.....	3- 7
12707-18029.....	3- 7	12310-18002.....	3- 7
12709-H1010.....	3- 6	12312-18000.....	3- 7
12710-H1010.....	3- 6	12313-10600.....	3- 7
12711-H1010.....	3- 7	12314-18001.....	3- 7
12715-18025.....	3- 6	12314-18002.....	3- 7
12715-18026.....	3- 6	12315-18000.....	3- 7
12715-18027.....	3- 6	12315-18001.....	3- 7
12215-18028.....	3- 6	12316-30000.....	3- 5
12715-18029.....	3- 7	13001-H1010.....	4- 1
12740-H1030.....	3- 6	13001-18000.....	4- 1
12740-18000.....	3- 6	13001-18001.....	4- 1
12770-H1000.....	1- 3	13002-H1020.....	1- 2
12770-18000.....	1- 3	13002-18000.....	1- 2
12785-18001.....	1- 1	13007-18020.....	1- 2
12801-30000.....	3- 5	13003-H1020.....	1- 2
12807-16000.....	3- 5	13003-18000.....	1- 2
12807-18010.....	4- 4	13003-18020.....	1- 2
12808-18001.....	3- 5	13004-H1020.....	1- 2
12803-18002.....	3- 5	13004-18000.....	1- 2

REVISED: SEPTEMBER, 1971

- 34 -

Printed in Japan

 NISSAN MOTOR CO., LTD.
 INDEX (CLASSIFIED BY PARTS NO.)

PUB NO. C-053E

PART NO.	PAGE	PART NO.	PAGE
13004-18001.....	1- 2	13071-18010.....	4- 4
13004-18020.....	1- 2	13073-18003.....	4- 2
13004-H1020.....	1- 2	13073-18004.....	4- 2
13005-18020.....	1- 2	13076-18000.....	4- 2
13010-18000.....	4- 1	13079-18010.....	4- 4
13010-18001.....	4- 1	13081-18001.....	1- 3
13010-18010.....	4- 1	13082-18000.....	4- 1
13021-H1000.....	3- 5	13083-18000.....	1- 3
13021-18001.....	3- 5	13083-18001.....	1- 3
13021-18002.....	3- 5	13084-18000.....	1- 3
13024-18000.....	4- 1	13085-18010.....	4- 3
13024-18001.....	4- 1	13089-18002.....	4- 2
13024-18000.....	4- 1	13201-H1000.....	4- 2
13024-18001.....	4- 1	13201-18000.....	4- 2
13030-18000.....	4- 1	13202-18000.....	4- 2
13030-18000.....	4- 1	13203-18000.....	4- 2
13035-H101.....	1- 3	13203-27720.....	120- 1
13035-18000.....	1- 3	13204-27720.....	120- 1
13035-18001.....	1- 3	13205-18000.....	4- 2
13042-18000.....	1- 3	13205-27720.....	120- 1
13044-18000.....	1- 4	13207-18000.....	4- 2
13044-18001.....	1- 4	13209-H2300.....	4- 2
13070-18001.....	4- 2	13209-H2301.....	4- 2
13070-18010.....	4- 3	13209-18000.....	4- 2
13071-18001.....	4- 1	13209-27720.....	120- 1
13071-18002.....	4- 1	13210-73400.....	4- 2

REVISED: SEPTEMBER, 1971

- 35 -

Printed in Japan

PART NO.	PAGE	PART NO.	PAGE
13217-H0110,.....	2- = 1	13264-H0100,.....	2- = 4
13212-H0111,.....	2- = 1	13264-18001,.....	2- = 4
13212-18010,.....	2- = 1	13264-18002,.....	2- = 4
13212-18011,.....	2- = 1	13264-18003,.....	2- = 4
13213-H0110,.....	2- = 1	13270-18001,.....	2- = 4
13213-H0111,.....	2- = 1	13287-18000,.....	4- = 3
13213-18010,.....	2- = 1	13288-18001,.....	4- = 3
13213-18011,.....	2- = 1	13292-18000,.....	2- = 4
13219-H1000,.....	4- = 4	13510-H1000,.....	1- = 3
13219-18000,.....	4- = 4	14000-18000,.....	5- = 1
13227-18001,.....	4- = 3	14003-18000,.....	5- = 1
13227-18002,.....	4- = 3	14003-18001,.....	5- = 1
13224-18000,.....	4- = 3	14004-18000,.....	5- = 1
13225-18000,.....	4- = 3	14004-18031,.....	5- = 1
13231-H1000,.....	4- = 3	14004-18050,.....	5- = 1
13231-18001,.....	4- = 3	14004-25700,.....	5- = 1
13234-18000,.....	4- = 3	14005-18000,.....	5- = 1
13234-18001,.....	4- = 3	14006-18000,.....	5- = 3
13251-18000,.....	4- = 2	14011-29900,.....	23- = 1
13251-18050,.....	4- = 2	23- = 1
13257-18000,.....	4- = 2	14022-58000,.....	5- = 2
13257-65000,.....	4- = 3	14034-58000,.....	5- = 2
13254-58000,.....	4- = 3	14025-85060,.....	5- = 2
13256-18000,.....	4- = 3	14025-85061,.....	5- = 2
13257-18001,.....	4- = 3	14026-13000,.....	5- = 2
13259-18001,.....	4- = 3	14026-18001,.....	5- = 2

PART NO.	PAGE	PART NO.	PAGE
14027-36700,.....	5- = 3	15046-09400,.....	6- = 2
14035-18000,.....	5- = 2	15050-18001,.....	6- = 2
14037-32200,.....	5- = 2	15050-18002,.....	6- = 2
14047-36700,.....	5- = 3	15053-18000,.....	6- = 2
15000-18000,.....	6- = 1	15066-18000,.....	6- = 2
15010-H1000,.....	6- = 1	15132-H1000,.....	6-A- 1
.....	6-A- 1	15132-50000,.....	6- = 1
15010-18000,.....	6- = 1	15133-18001,.....	6- = 2
15012-18000,.....	6- = 1	15134-18000,.....	6- = 2
15015-18000,.....	6- = 1	15136-18000,.....	6- = 2
15019-30100,.....	6- = 2	15137-18000,.....	6- = 2
15020-H1000,.....	6- = 1	15140-18001,.....	1- = 4
15020-H1005,.....	6-A- 1	15208-13210,.....	6- = 3
15020-H1025,.....	6- = 1	15208-13211,.....	6- = 3
15020-18000,.....	6- = 1	15255-10852,.....	2- = 4
15021-12000,.....	6- = 1	15255-15853,.....	2- = 4
15023-12000,.....	6- = 1	15270-11200,.....	2- = 4
15025-18000,.....	6- = 1	15300-11200,.....	6- = 2
15025-18001,.....	6- = 1	15301-32200,.....	6- = 2
15025-18003,.....	6- = 1	16009-18010,.....	7-A- 3
.....	6-A- 1	16010-18003,.....	7- = 1
15027-H1000,.....	6- = 1	16010-18004,.....	7- = 1
15030-21000,.....	6- = 1	16010-18005,.....	7- = 1
15036-18000,.....	6- = 2	16010-18006,.....	7- = 1
15044-H1000,.....	6- = 1	7-A- 1
15044-18000,.....	6- = 1	16010-18007,.....	7- = 1

H5

NISSAN MOTOR CO., LTD.
PUB NO. C-053E INDEX (CLASSIFIED BY PARTS NO.)

PART NO.	PAGE	PART NO.	PAGE
.....	7-B- 1	7-E- 1
16010-18008,.....	7- = 1	16025-25710,.....	7- = 3
16010-18025,.....	7- = 7	16026-80810,.....	7- = 3
16010-18026,.....	7- = 7	16026-18010,.....	7- = 3
16010-18027,.....	7- = 7	7-A- 1
16010-18028,.....	7- = 7	7-B- 1
16010-20302,.....	7- = 1	7-D- 1
16010-20303,.....	7- = 1	7-E- 1
.....	7-D- 1	16026-25710,.....	7- = 3
16010-24901,.....	7- = 1	16029-18010,.....	7- = 2
16010-24902,.....	7- = 1	7-A- 1
16010-24903,.....	7- = 1	7-B- 1
16010-24904,.....	7- = 1	7-D- 1
.....	7-E- 1	7-E- 1
16010-25704,.....	7- = 1	16033-18012,.....	7- = 3
16010-25705,.....	7- = 1	16033-18013,.....	7- = 4
16011-18016,.....	7-A- 3	16033-18014,.....	7- = 4
.....	7-B- 3	16033-18015,.....	7- = 4
.....	7-D- 2	7- = 4
16011-24910,.....	7-E- 2	16033-21615,.....	7- = 3
16011-25716,.....	7- = 7	16034-18016,.....	7- = 4
16016-18010,.....	7- = 2	16034-19900,.....	7- = 3
16025-18011,.....	7- = 3	16034-19010,.....	7- = 3
.....	7-A- 1	7- = 3
.....	7-B- 1	16034-19015,.....	7- = 3
.....	7-D- 1	7-A- 2

REVISED: SEPTEMBER, 1971

- 38-

Printed in Japan

NISSAN MOTOR CO., LTD.
PUB NO. C-053E INDEX (CLASSIFIED BY PARTS NO.)

PART NO.	PAGE	PART NO.	PAGE
.....	7-B- 2	16054-18016,.....	7- = 4
.....	7-E- 1	16055-14011,.....	7- = 7
16034-20315,.....	7-D- 1	16055-18010,.....	7- = 7
16034-25715,.....	7- = 3	7-A- 2
.....	7- = 4	7-B- 2
16034-85060,.....	7- = 3	7-D- 2
16043-18010,.....	7- = 4	7-E- 2
16043-25715,.....	7- = 4	16060-19400,.....	7- = 4
.....	7-A- 2	16061-18010,.....	7- = 4
.....	7-B- 2	7-A- 1
.....	7-D- 1	7-B- 1
.....	7-E- 1	7-D- 1
16050-18010,.....	7- = 3	7-E- 1
.....	7- = 3	16065-08010,.....	7- = 5
.....	7-A- 2	16065-10620,.....	7- = 2
.....	7-B- 2	7-A- 1
.....	7-D- 1	7-B- 1
.....	7-E- 1	7-D- 1
16051-85061,.....	7- = 6	7-E- 1
.....	7-A- 2	16066-18010,.....	7- = 4
.....	7-B- 2	7-A- 1
.....	7-D- 1	7-B- 1
.....	7-E- 2	7-D- 1
16053-25710,.....	7- = 7	7-E- 1
16054-80815,.....	7- = 4	16069-25710,.....	7- = 4
16054-18015,.....	7- = 4	16072-18010,.....	7- = 6

REVISED: SEPTEMBER, 1971

- 39-

Printed in Japan

H6

NISSAN MOTOR CO., LTD.
INDEX (CLASSIFIED BY PARTS NO.)

PUB NO. C-053E

PART NO.	PAGE	PART NO.	PAGE
16773-85060,.....	7- = 5	7-D- 1
16787-18010,.....	7- = 1	7-E- 1
16784-58000,.....	7- = 1	16108-18010,.....	7- = 7
.....	7-A- 2	16709-18011,.....	7- = 5
.....	7-B- 2	16116-18010,.....	7- = 2
.....	7-D- 2	7-A- 2
.....	7-E- 2	7-B- 2
16091-10560,.....	7- = 2	7-D- 2
.....	7- = 6	7-E- 2
16094-10400,.....	7- = 4	16117-18011,.....	7- = 2
.....	7-A- 1	16118-M0110,.....	7-B- 1
.....	7-B- 1	16118-18013,.....	7-A- 1
.....	7-D- 1	7-D- 1
.....	7-E- 1	7-E- 1
16094-76500,.....	7- = 7	16118-25710,.....	7- = 7
16094-85060,.....	7- = 6	16124-85060,.....	7- = 2
16098-08000,.....	7- = 6	16129-14810,.....	7- = 2
16098-25710,.....	7- = 6	16129-25715,.....	7- = 2
.....	7-A- 1	7-A- 1
.....	7-B- 1	7-B- 1
.....	7-D- 1	7-D- 1
.....	7-E- 1	7-E- 1
16098-73401,.....	7- = 6	16129-73012,.....	7- = 5
16101-18010,.....	7- = 4	16131-19915,.....	7- = 5
.....	7-A- 1	16133-18010,.....	7- = 2
.....	7-B- 1	7-A- 2

REVISED: SEPTEMBER, 1971 - 40-

Printed in Japan

NISSAN MOTOR CO., LTD.
INDEX (CLASSIFIED BY PARTS NO.)

PUB NO. C-053E

PART NO.	PAGE	PART NO.	PAGE
.....	7-B- 2	7-B- 1
.....	7-D- 2	7-D- 1
.....	7-E- 2	7-E- 1
16134-18010,.....	7- = 2	16145-91460,.....	7- = 2
.....	7-A- 2	7-A- 1
.....	7-B- 2	7-B- 1
.....	7-D- 2	7-D- 1
.....	7-E- 2	7-E- 1
16141-18010,.....	7- = 2	16146-32210,.....	7- = 5
.....	7-A- 2	7-A- 2
.....	7-B- 2	7-B- 2
.....	7-D- 2	7-D- 2
.....	7-E- 2	7-E- 2
16143-18010,.....	7- = 6	16151-18010,.....	7- = 5
.....	7-A- 3	7-A- 2
.....	7-B- 3	7-B- 2
.....	7-D- 2	7-D- 2
.....	7-E- 2	7-E- 2
16144-80815,.....	7- = 2	16151-25710,.....	7- = 5
16144-M0110,.....	7-B- 1	16155-80815,.....	7- = 2
16144-18015,.....	7-A- 1	7-A- 3
.....	7-D- 1	7-B- 3
.....	7-E- 1	7-D- 2
16144-73011,.....	7- = 2	7-E- 2
16144-50000,.....	7- = 2	16155-18010,.....	7- = 2
.....	7-A- 1	16160-10620,.....	7- = 7

REVISED: SEPTEMBER, 1971 - 41-

Printed in Japan

H7

NISSAN MOTOR CO., LTD.
INDEX (CLASSIFIED BY PARTS NO.)

PUB NO. C-053E

PART NO.	PAGE	PART NO.	PAGE
..... 7-A= 2	16171-25710.....	7- = 3	
..... 7-B= 2	16174-H1000.....	5- = 2	
..... 7-D= 2	16174-18000.....	5- = 2	
..... 7-E= 2	16190-18010.....	7- = 5	
16160-18010.....	16191-80810.....	7- = 5	
16162-18010.....	16191-18011.....	7- = 5	
..... 7-A= 3	16191-23010.....	7- = 4	
..... 7-B= 3	16191-25710.....	7- = 5	
..... 7-D= 2	16191-36710.....	7- = 4	
..... 7-E= 2	16204-00000.....	7- = 6	
16165-18010.....	16204-18010.....	7- = 3	
16165-18015.....	7-A= 2	
..... 7-A= 3	7-B= 2	
..... 7-B= 3	7-D= 1	
..... 7-D= 2	7-E= 1	
16165-19915.....	16213-08000.....	7- = 6	
16165-24915.....	16223-08110.....	7- = 5	
..... 7-E= 2	16223-58015.....	7- = 5	
16168-08000.....	16238-18010.....	7- = 5	
..... 7- = 7	16238-18011.....	7- = 5	
16171-18010.....	16238-18015.....	7- = 5	
..... 7-A= 2	16238-25715.....	7- = 5	
..... 7-B= 2	16239-08000.....	7- = 5	
..... 7-D= 1	16248-18011.....	7- = 6	
..... 7-E= 1	7-A= 3	
16171-25010.....	7-B= 3	

REVISED: SEPTEMBER, 1971

= 42=

Printed in Japan

NISSAN MOTOR CO., LTD.
INDEX (CLASSIFIED BY PARTS NO.)

PUB NO. C-053E

PART NO.	PAGE	PART NO.	PAGE
..... 7-D= 2	16400-18000.....	10- = 1	
..... 7-E= 2	16400-18010.....	10- = 2	
16272-14810.....	16402-50000.....	10- = 1	
16272-36710.....	16403-50000.....	10- = 1	
..... 7-A= 2	16406-50000.....	10- = 1	
..... 7-B= 2	16407-87260.....	10- = 1	
..... 7-D= 1	16408-85060.....	10- = 1	
..... 7-E= 1	16409-18000.....	10- = 2	
16302-18010.....	16410-34200.....	10- = 1	
..... 7-A= 3	16410-58001.....	10- = 1	
..... 7-B= 3	16411-87261.....	10- = 1	
..... 7-D= 2	16419-18001.....	10- = 2	
..... 7-E= 2	16420-21000.....	9- = 3	
16302-25710.....	16420-30100.....	9- = 2	
16305-18010.....	16431-50700.....	21- = 1	
16305-19915.....	21-A= 1	
..... 7-A= 3	21-B= 1	
..... 7-B= 3	16439-04101.....	7- = 7	
..... 7-D= 2	9- = 3	
..... 7-E= 2	10- = 2	
16307-04000.....	21-A= 2	
..... 7-A= 2	21-B= 2	
..... 7-B= 2	16455-25710.....	7- = 7	
..... 7-D= 2	7-A= 3	
..... 7-E= 2	7-B= 3	
16400-A0600.....	10- = 2	7-D= 2	

REVISED: SEPTEMBER, 1971

= 43=

Printed in Japan

H8

NISSAN MOTOR CO., LTD.
INDEX (CLASSIFIED BY PARTS NO.)

PUB NO. C-053E

PART NO.	PAGE	PART NO.	PAGE
.....	7-E- 2	16548-18000.....	8- - 1
16465-H1000.....	7- - 7	16551-18000.....	8- - 1
.....	7-A- 3	16551-19000.....	8- - 1
.....	7-B- 3	16560-19902.....	8- - 1
.....	7-D- 2	16561-18000.....	8- - 1
.....	7-E- 2	16566-08000.....	8- - 1
16470-18010.....	7-A- 3	16571-18001.....	8- - 2
.....	7-D- 2	16572-10801.....	8- - 2
.....	7-E- 2	16573-18001.....	8- - 1
16475-H1000.....	7- - 7	16573-18002.....	8- - 1
.....	7-A- 3	16590-H0300.....	8- - 2
.....	7-B- 3	16590-H0301.....	8- - 2
.....	7-D- 2	16590-18001.....	8- - 2
.....	7-E- 2	17010-H1001.....	9- - 1
16500-18001.....	8- - 1	17010-H1002.....	9- - 1
16500-20900.....	8- - 1	17010-H1003.....	9- - 1
16500-20901.....	8- - 1	17010-18000.....	9- - 1
16500-20910.....	8- - 2	17010-18010.....	9- - 1
16510-H0300.....	8- - 2	17010-18025.....	9- - 3
16510-20901.....	8- - 2	17015-18010.....	9- - 3
16523-19900.....	8- - 1	17016-00100.....	9- - 3
16526-20901.....	8- - 1	17019-18010.....	9- - 3
16530-18000.....	8- - 2	17020-00100.....	9- - 2
16548-18000.....	8- - 1	17020-85060.....	9- - 2
16547-18000.....	8- - 1	17047-10800.....	9- - 2
.....	8- - 1	17047-66210.....	9- - 3

REVISED: SEPTEMBER, 1971

- 44 -

Printed in Japan

NISSAN MOTOR CO., LTD.
INDEX (CLASSIFIED BY PARTS NO.)

PUB NO. C-053E

PART NO.	PAGE	PART NO.	PAGE
17048-66210.....	9- - 3	17106-18001.....	20- - 3
17052-00100.....	9- - 2	17106-18002.....	20- - 3
17052-18000.....	9- - 2	17201-00100.....	21-A- 1
17052-18010.....	9- - 2	17201-00101.....	21-A- 1
17053-18000.....	9- - 2	17201-H0100.....	20- - 1
17053-18010.....	9- - 2	17201-15402.....	21-A- 1
17061-50000.....	9- - 1	17201-18000.....	20- - 1
17065-13210.....	9- - 1	17201-18100.....	21- - 1
17065-18000.....	9- - 1	17201-25702.....	21-B- 1
17072-01300.....	9- - 1	17201-27700.....	20- - 1
17075-13210.....	9- - 1	17220-15400.....	21-A- 1
17075-30100.....	9- - 1	17220-18000.....	20- - 1
17076-18010.....	9- - 1	17220-25702.....	21-B- 1
17077-01300.....	9- - 1	17220-27700.....	20- - 1
17081-01300.....	9- - 1	17222-00100.....	21-A- 1
17083-05060.....	9- - 1	17222-00101.....	21-A- 1
17084-05060.....	9- - 1	17229-00100.....	21-A- 1
17089-13210.....	9- - 1	17229-08000.....	20- - 1
.....	9- - 2	21-B- 1
17089-58000.....	9- - 2	17229-15401.....	21-A- 1
17090-32200.....	9- - 2	17232-15400.....	21-A- 2
.....	9- - 2	17246-00100.....	90- - 2
17090-50000.....	9- - 2	17246-15401.....	90- - 2
17099-21002.....	9- - 2	17250-18010.....	21- - 1
17099-30000.....	9- - 2	17250-18300.....	21- - 1
17103-01300.....	10- - 1	17250-27801.....	21- - 1

REVISED: SEPTEMBER, 1971

- 45 -

Printed in Japan

H9

NISSAN MOTOR CO., LTD.
INDEX (CLASSIFIED BY PARTS NO.)

PUB NO. C-053E

PART NO.	PAGE	PART NO.	PAGE
17751-00700.....	21- = 1	21-B- 1
17751-00702.....	21- = 1	17343-14800.....	20- = 1
17751-00100.....	21-A- 1	21- = 1
17751-15400.....	21-A- 1	21-A- 2
17751-18000.....	20- = 1	21-B- 1
17751-25700.....	21-B- 1	17343-14801.....	20- = 1
17751-30100.....	21- = 1	21- = 1
17764-18000.....	20- = 1	21-A- 2
.....	21-B- 1	21-B- 1
17764-30100.....	21- = 1	17346-18100.....	21- = 2
.....	21-A- 1	17346-25700.....	21-B- 1
17717-18000.....	20- = 1	17440-18100.....	21- = 1
.....	20- = 2	17440-25700.....	21-B- 1
17715-18100.....	21- = 1	17449-18100.....	21- = 2
.....	21-A- 1	17450-73000.....	21-B- 1
.....	21-B- 1	17455-25760.....	20- = 2
17725-00100.....	21-A- 2	21-A- 2
17735-00100.....	20- = 1	21-B- 2
17735-00300.....	21-B- 1	109- = 1
17735-18000.....	20- = 1	17501-00100.....	21-A- 2
17735-18100.....	21- = 1	17501-00200.....	21-A- 2
17735-18300.....	21- = 1	17501-15401.....	21-A- 2
.....	21-B- 1	17501-15500.....	21-A- 2
17742-18000.....	20- = 1	17501-18000.....	10- = 1
.....	21- = 1	20- = 2
.....	21-A- 2	17501-18100.....	10- = 2

REVISED:SEPTEMBER,1971

= 46 =

Printed in Japan

NISSAN MOTOR CO., LTD.
INDEX (CLASSIFIED BY PARTS NO.)

PUB NO. C-053E

PART NO.	PAGE	PART NO.	PAGE
.....	21- = 2	17544-10600.....	20- = 1
17501-24900.....	20- = 2	17545-73000.....	20- = 2
17501-24901.....	20- = 2	18010-27701.....	22- = 1
17501-24902.....	20- = 2	18010-27706.....	22- = 1
17501-24910.....	21- = 2	18020-14800.....	22- = 1
17501-24911.....	21- = 2	18021-24900.....	22- = 1
17501-24912.....	21- = 2	18021-27700.....	22- = 1
17501-25800.....	10- = 2	18023-27701.....	22- = 2
.....	21-B- 2	18036-18000.....	22- = 2
17502-18000.....	20- = 2	18055-27700.....	22- = 2
17515-00100.....	10- = 2	18056-24900.....	22- = 2
17515-00101.....	10- = 2	18100-18000.....	22- = 1
17516-10600.....	10- = 1	18100-24900.....	22- = 1
17516-20500.....	10- = 1	18100-27701.....	22- = 1
17519-21000.....	10- = 1	18100-27706.....	22- = 1
.....	21-B- 2	18110-27700.....	22- = 1
17519-21001.....	10- = 1	18115-14800.....	22- = 1
.....	21-B- 2	18135-14800.....	22- = 2
17522-00100.....	9- = 3	18137-10600.....	22- = 1
17522-00101.....	9- = 3	18200-18001.....	22- = 2
17522-00102.....	9- = 3	18200-24900.....	22- = 2
17522-00103.....	9- = 3	18200-27700.....	22- = 2
17522-18000.....	9- = 3	18200-27710.....	22- = 2
17522-18001.....	9- = 3	18210-18001.....	2- = 4
17523-00103.....	9- = 3	18211-18001.....	22- = 2
17540-15401.....	21-A- 2	18215-18002.....	22- = 1

REVISED:SEPTEMBER,1971

= 47 =

Printed in Japan

H10

NISSAN MOTOR CO., LTD. INDEX (CLASSIFIED BY PARTS NO.)

PUB NO. C-051E

PART NO.	PAGE	PART NO.	PAGE
18215-24900.....	22 - 1	20000	
18215-27700.....	22 - 1		
18217-27700.....	22 - 1	20010-19400.....	23 - 1
18410-18000.....	22 - 2	20010-18001.....	23 - 1
18410-24900.....	22 - 2	20010-20300.....	23 - 1
18410-25700.....	22 - 2	20010-25700.....	23 - 1
18415-A0600.....	22 - 2	20100-15400.....	23 - 2
18415-A0601.....	22 - 2	20100-18000.....	23 - 2
18415-13200.....	22 - 2	20100-25700.....	23 - 2
18984-98020.....	14 - 1	20200-18000.....	23 - 2
		20602-18000.....	23 - 1
		20602-27700.....	23 - 1
		23 - 1
		20603-25700.....	23 - 1
		20610-18001.....	23 - 1
		20610-20900.....	23 - 1
		20610-27700.....	23 - 3
		20611-27700.....	23 - 3
		20620-18000.....	23 - 2
		20630-18000.....	23 - 2
		20633-15400.....	23 - 2
		20633-18001.....	23 - 2
		20633-18101.....	23 - 2
		20634-18001.....	23 - 2
		20635-18000.....	23 - 3
		20640-18000.....	23 - 2

REVISED SEPTEMBER, 1971

- 48 -

Printed in Japan

NISSAN MOTOR CO., LTD. INDEX (CLASSIFIED BY PARTS NO.)

PUB NO. C-051E

PART NO.	PAGE	PART NO.	PAGE
20441-18000.....	43 - 2	42 - 7
21010-18000.....	11 - 1	42 - 9
21010-18001.....	11 - 1	46 - 5
21010-18002.....	11 - 1	48 - 6
21010-18003.....	11 - 1	21200-61000.....	2 - 3
21010-18005.....	11 - 1	21200-61001.....	2 - 3
21010-18026.....	11 - 1	21200-78500.....	2 - 3
21014-18000.....	11 - 1	21200-78501.....	2 - 3
21022-18000.....	11 - 1	21200-78502.....	2 - 3
21027-18003.....	11 - 1	21200-78503.....	2 - 3
21024-73000.....	11 - 1	21200-78505.....	2 - 3
21027-73000.....	11 - 1	21200-78506.....	2 - 3
21030-13201.....	11 - 1	21211-18000.....	1 - 3
21030-13202.....	11 - 1	21400-H0100.....	24 - 1
21040-04000.....	11 - 1	21400-H0101.....	24 - 1
21040-18000.....	11 - 3	21400-18000.....	24 - 1
21051-18000.....	11 - 1	21400-18001.....	24 - 1
21051-27720.....	12 - 1	21430-10600.....	24 - 1
21054-18000.....	11 - 1	21431-10600.....	24 - 1
21060-18000.....	11 - 2	21475-18000.....	24 - 2
21061-18000.....	11 - 1	21475-18001.....	24 - 2
21062-18000.....	11 - 1	21476-18000.....	24 - 2
21067-54700.....	11 - 3	21476-18001.....	24 - 2
.....	42 - 1	21480-18000.....	24 - 1
.....	42 - 6	21481-18000.....	24 - 1
.....	42 - 6	21501-H0100.....	24 - 1

REVISED SEPTEMBER, 1971

- 49 -

Printed in Japan

NISSAN MOTOR CO., LTD.
INDEX (CLASSIFIED BY PARTS NO.)

PUB NO. C-053F

PART NO.	PAGE	PART NO.	PAGE
21501-20900.....	24- 1	12-B- 1
21501-27701.....	24- 1	22108-18000.....	12- 1
21501-H0100.....	24- 1	22108-18005.....	12- 1
21501-H0101.....	24- 2	22108-18006.....	12- 1
21501-18007.....	24- 2	22108-19900.....	12- 1
21501-20900.....	24- 1	12- 1
21501-20901.....	24- 2	22109-71300.....	12- 1
21501-27701.....	24- 2	12-A- 1
21501-H0100.....	24- 2	12-B- 1
21501-28000.....	24- 2	22110-18001.....	12- 2
21501-28001.....	24- 2	12-A- 1
22101-18001.....	12- 1	22110-27700.....	12- 2
22101-18005.....	12- 1	12-B- 1
22101-18006.....	12- 1	22117-18000.....	12- 2
.....	12-A- 1	22117-18001.....	12- 2
22101-25705.....	12- 1	22118-18001.....	12- 2
22101-25706.....	12- 1	22118-85060.....	12- 2
.....	12-B- 1	22119-18000.....	12- 3
22101-27720.....	12-C- 1	12-A- 1
22102-00800.....	12- 3	12-B- 1
22102-00801.....	12- 3	22122-85060.....	7- 2
.....	12-A- 1	22132-18001.....	12- 1
.....	12-B- 1	22132-18005.....	12- 1
22103-18005.....	12- 2	12-A- 1
22103-50000.....	12- 2	22132-25700.....	12- 1
22103-H2300.....	12-A- 1	22132-25705.....	12- 1

REVISED: SEPTEMBER, 1971

- 50 -

Printed in Japan

NISSAN MOTOR CO., LTD.
INDEX (CLASSIFIED BY PARTS NO.)

PUB NO. C-053F

PART NO.	PAGE	PART NO.	PAGE
.....	12-B- 1	22162-71300.....	12- 3
22132-85060.....	12- 2	22165-30101.....	12- 3
.....	12- 3	12-A- 2
22132-H2300.....	12-A- 1	12-B- 1
.....	12-B- 1	22167-H2300.....	12-A- 1
22132-18005.....	12- 2	12-B- 1
22132-71300.....	12- 2	22167-71300.....	12- 1
22132-18005.....	12- 1	22168-71300.....	12- 1
.....	12- 3	22171-18000.....	12- 3
.....	12-B- 1	22173-65005.....	12- 2
22132-85060.....	12- 1	12- 2
22142-18005.....	12- 2	12- 2
.....	12-A- 1	22180-18000.....	12- 3
.....	12-B- 1	22180-71200.....	12- 1
22142-71301.....	12- 2	22182-71300.....	12- 2
22142-18005.....	12- 2	12-A- 1
22142-71300.....	12- 2	12-B- 1
22157-71300.....	12- 2	22183-71300.....	12- 2
22157-78000.....	12- 2	12-A- 1
.....	12-A- 1	12-B- 1
.....	12-B- 1	22201-10600.....	16- 2
22160-H0200.....	12-A- 1	22201-18005.....	12- 3
.....	12-B- 1	22201-71300.....	12- 3
22162-21007.....	12- 3	22203-50000.....	7- 2
.....	12-A- 2	22247-H0300.....	15-B- 1
.....	12-B- 1	22248-A5502.....	12- 2

REVISED: SEPTEMBER, 1971

- 51 -

Printed in Japan

NISSAN MOTOR CO., LTD.
INDEX (CLASSIFIED BY PARTS NO.)

PUB NO. C-053E

PART NO.	PAGE	PART NO.	PAGE
..... 12-A- 2	22403-18005.....	12- 2	
..... 12-B- 1 12-A- 1		
22101-H1000..... 12-B- 1		
..... 12-A- 2	22433-14605.....	18- 3	
..... 12-B- 1	22433-14606.....	18- 3	
22101-18001.....	22433-14800.....	18- 3	
2211A-18000.....	22433-14805.....	18- 3	
2231A-18001.....	22433-14806.....	18- 3	
2232A-H1000.....	22433-14811.....	18- 3	
..... 18- 1	22450-18000.....	18- 1	
2212A-H1001.....	22450-18200.....	18- 2	
..... 18- 1	22450-18210.....	18- 2	
2212A-18000.....	22450-18215.....	18- 3	
..... 18- 1	22450-18225.....	18- 2	
22101-A0200.....	22450-18226.....	18- 2	
22401-A4004.....	22450-18227.....	18- 2	
22401-A4805.....	22450-27725.....	120- 1	
22401-E6610.....	22451-18000.....	18- 1	
22401-E6800.....	22451-18200.....	18- 2	
22401-E6810.....	22451-18210.....	18- 2	
22401-E6825.....	22451-18215.....	15- 3	
..... 18- 6	22452-18000.....	18- 1	
22401-32201.....	22452-18200.....	18- 2	
22401-58600.....	22452-18210.....	18- 2	
22401-58001.....	22452-18215.....	18- 3	
22401-13701.....	22453-19000.....	18- 1	

REVISED: SEPTEMBER, 1971

- 52 -

Printed in Japan

NISSAN MOTOR CO., LTD.
INDEX (CLASSIFIED BY PARTS NO.)

PUB NO. C-053E

PART NO.	PAGE	PART NO.	PAGE
22453-18700.....	18- 2	23107-14800.....	14- 2
22453-18210.....	18- 2	23107-21005.....	15- 2
22453-18215.....	18- 3	23108-A4601.....	15-B- 1
22454-18000.....	18- 1	23108-H0100.....	15- 1
22454-18200.....	18- 2	23108-H0300.....	15-B- 1
22454-18210.....	18- 2	23108-H0301.....	15-A- 1
22454-18215.....	18- 3	23108-H0801.....	15-C- 1
22460-14606.....	18- 3	23108-14800.....	14- 1
22750-H2300.....	17-A- 2	23109-30000.....	7- 2
..... 12-B- 1		23110-14800.....	14- 2
23100-A4601.....	15-B- 1	23110-21000.....	15- 2
23100-B0800.....	14- 1 15-B- 2	
23100-H0100.....	15- 1	23115-61200.....	14- 1
..... 15-A- 1	 14- 2	
23100-H0300.....	15-B- 1	23118-H0300.....	15-B- 1
..... 15-C- 1	 15-C- 1	
23100-18001.....	14- 1	23118-18000.....	14- 2
23100-18005.....	14- 1	23118-21005.....	15- 2
23100-27720.....	120- 1 15-A- 2	
23107-H0100.....	15- 1	23120-14800.....	14- 1
..... 15-A- 1	 15- 2	
..... 15-C- 1	 15-A- 2	
23107-H0300.....	15-B- 1 15-B- 2	
23107-14800.....	14- 1 15-C- 1	
23107-29906.....	15-B- 1	23120-14801.....	14- 1
23107-H0100.....	15-A- 2 15- 1	

REVISED: SEPTEMBER, 1971

- 53 -

Printed in Japan

H13

NISSAN MOTOR CO., LTD.
INDEX (CLASSIFIED BY PARTS NO.)

PUB NO. C-053F

PART NO.	PAGE	PART NO.	PAGE
..... 15-A- 1		23131-14800..... 14- - 2	
..... 15-B- 1		23131-21005..... 15- - 3	
..... 15-C- 1	 15-A- 2	
23121-14800..... 14- - 2		23132-10605..... 15- - 2	
23121-21000..... 15- - 2	 15-B- 2	
..... 15-A- 2		23132-18005..... 16- - 2	
..... 15-B- 2		23132-50900..... 16- - 2	
..... 15-C- 1		23132-61000..... 14- - 2	
23127-21000..... 15- - 2	 14- - 2	
..... 15-A- 2		23132-85060..... 12- - 2	
..... 15-B- 1	 12- - 3	
..... 15-C- 1		23133-H0100..... 15-A- 1	
23123-14800..... 14- - 1		23133-H0300..... 15-B- 1	
23123-21005..... 15- - 2	 15-C- 1	
..... 15-A- 2		23133-14800..... 14- - 1	
..... 15-B- 2		23133-21000..... 15- - 1	
..... 15-C- 1		23135-H0300..... 15-C- 1	
23127-H0300..... 15-B- 1		23135-H0301..... 15-C- 1	
..... 15-C- 1		23135-14800..... 14- - 1	
23127-18000..... 14- - 1		23135-21000..... 15- - 1	
23127-21005..... 15- - 1	 15-A- 1	
..... 15-A- 1		23135-21001..... 15- - 1	
23131-H0300..... 15-B- 2	 15-A- 1	
..... 15-B- 2		23136-H0300..... 15-B- 2	
..... 15-C- 1		23136-14801..... 14- - 2	
23131-H0301..... 15-C- 1		23136-21000..... 15- - 2	

REVISED: SEPTEMBER, 1971

- 54 -

Printed in Japan

NISSAN MOTOR CO., LTD.
INDEX (CLASSIFIED BY PARTS NO.)

PUB NO. C-053F

PART NO.	PAGE	PART NO.	PAGE
..... 15-A- 1	 15- - 2	
23131-14800..... 14- - 2		23160-14801..... 14- - 1	
23130-85060..... 12- - 1		23164-H0100..... 15- - 3	
23147-21005..... 15- - 2	 15-B- 2	
23150-14800..... 14- - 2	 15-C- 1	
23150-21001..... 15- - 3		23164-61200..... 14- - 2	
..... 15-B- 2	 15-A- 2	
..... 15-C- 1		23184-21005..... 15- - 2	
23150-21002..... 15-A- 2	 15-B- 1	
23153-H0100..... 15- - 3		23184-50900..... 16- - 2	
..... 15-A- 2		23185-16500..... 14- - 2	
..... 15-B- 2		23185-18005..... 15-B- 1	
..... 15-C- 1		23185-21005..... 15- - 1	
23153-09400..... 14- - 2	 15-A- 1	
23153-55100..... 14- - 2		23186-21005..... 15- - 1	
23156-H0300..... 15-B- 1	 15-A- 1	
..... 15-C- 1		23186-18005..... 15-B- 1	
23156-14800..... 14- - 1		23189-18005..... 7- - 5	
23156-21005..... 15- - 1		23193-21005..... 15- - 1	
..... 15-A- 1		23193-21006..... 15- - 2	
23157-14800..... 14- - 1		23195-55100..... 14- - 2	
23157-14801..... 14- - 1		23200-E3400..... 15-A- 2	
23157-16500..... 15- - 2	 15-C- 1	
23159-21005..... 15- - 1		23230-H0300..... 15-B- 1	
..... 15-A- 1	 15-C- 1	
23160-14800..... 14- - 1		23230-14800..... 14- - 1	

REVISED: SEPTEMBER, 1971

- 55 -

Printed in Japan

NISSAN MOTOR CO., LTD.
INDEX (CLASSIFIED BY PARTS NO.)

PUB NO. C-053E

PART NO.	PAGE	PART NO.	PAGE
23230-21005.....	15- = 1	16-B- 1
.....	15-A- 1	23310-19900.....	16- = 1
23230-21006.....	15- = 1	16-A- 1
.....	15-A- 1	16-B- 1
23231-16900.....	14- = 1	23512-10600.....	16- = 1
23232-16500.....	14- = 1	16-A- 1
23236-H0300.....	15-B- 1	23312-10605.....	16-B- 1
.....	15-C- 1	23316-H0100.....	16- = 2
23240-H0300.....	15-B- 1	16-A- 1
23241-H0300.....	15-B- 1	16-B- 1
23242-H0300.....	15-B- 1	23318-18000.....	16- = 2
23300-H0100.....	16- = 1	23318-18005.....	16- = 2
.....	16-A- 1	23319-10600.....	16- = 1
23300-H0101.....	16- = 1	16-A- 1
.....	16-B- 1	16-B- 1
23300-18000.....	16- = 1	23321-09900.....	16- = 1
23300-18005.....	16- = 1	16-A- 1
23305-09500.....	16- = 2	16-B- 1
.....	16-A- 1	23322-H0100.....	16-A- 1
.....	16-B- 1	16-B- 1
23306-H0100.....	16-B- 1	23322-18000.....	16- = 1
23306-18000.....	16- = 2	23323-10600.....	16- = 2
.....	16-A- 1	23333-09900.....	16-A- 1
23309-18000.....	16- = 2	23333-21001.....	16-B- 1
23309-18005.....	16- = 2	23337-H0100.....	16-B- 1
.....	16-A- 1	23337-18005.....	16- = 1

REVISED: SEPTEMBER, 1971

= 56 =

Printed in Japan

NISSAN MOTOR CO., LTD.
INDEX (CLASSIFIED BY PARTS NO.)

PUB NO. C-053E

PART NO.	PAGE	PART NO.	PAGE
.....	16-A- 1	23390-18005.....	16- = 2
23337-19900.....	16- = 1	16-A- 1
23336-09900.....	16- = 2	16-B- 1
.....	16-A- 1	23391-18005.....	15-B- 1
.....	16-B- 1	23391-43300.....	16- = 2
23340-H0100.....	16-A- 1	23441-10600.....	16- = 1
23340-10600.....	16- = 1	16-A- 1
23340-18005.....	16- = 1	16-B- 1
.....	16-A- 1	23445-18000.....	16- = 2
.....	16-B- 1	23446-18000.....	16- = 2
23343-10600.....	16- = 2	23465-E6800.....	16-A- 1
23343-18005.....	16- = 2	16-B- 1
.....	16-A- 1	23470-H0100.....	16-B- 1
.....	16-B- 1	23480-H0100.....	16-B- 1
23353-10600.....	16- = 1	23500-14802.....	18- = 4
23360-10600.....	16- = 1	23500-14804.....	18- = 4
23370-09600.....	16- = 1	23500-29901.....	18- = 4
23370-19900.....	16- = 1	23500-89900.....	18- = 4
.....	16-A- 1	23502-30000.....	7- = 5
.....	16-B- 1	7- = 6
23380-19900.....	16- = 1	23547-18005.....	16- = 1
.....	16-A- 1	23547-25660.....	16- = 1
.....	16-B- 1	24012-G0110.....	25- = 1
23385-10600.....	16- = 1	24012-G0200.....	25- = 2
.....	16-A- 1	24012-G0205.....	25- = 2
.....	16-B- 1	24012-H0305.....	25- = 1

REVISED: SEPTEMBER, 1971

= 57 =

Printed in Japan

H15

NISSAN MOTOR CO., LTD.
INDEX (CLASSIFIED BY PARTS NO.)

PUB NO. C-053E

PART NO.	PAGE	PART NO.	PAGE
24012-H0400.....	25 - 1	24014-24910.....	25 - 2
24012-H0502.....	25 - 1	24014-25700.....	25 - 2
24012-H0507.....	25 - 1	24015-G0100.....	25 - 4
24012-H0710.....	25 - 2	24015-15401.....	25 - 4
24012-H0712.....	25 - 2	24035-H0300.....	26-A-1
24012-H0801.....	25 - 1	24036-H0400.....	21 - 2
24012-18100.....	25 - 1	24036-18100.....	21 - 2
24012-18201.....	25 - 1	24049-27700.....	28 - 3
24012-24900.....	25 - 1	24051-02700.....	20 - 1
24012-24905.....	25 - 1	21 - 1
24012-27700.....	25 - 1	21-B-1
24012-27705.....	25 - 1	24080-20900.....	25 - 3
24012-27720.....	25 - 1	25 - 3
24012-27723.....	25 - 2	24080-24900.....	25 - 3
24012-27724.....	25 - 2	25 - 3
24012-27725.....	25 - 2	24100-H0100.....	25 - 4
24014-G0200.....	25 - 3	24100-H0510.....	25 - 4
24014-H0400.....	25 - 2	24100-18000.....	25 - 3
24014-H0710.....	25 - 3	24100-24900.....	25 - 4
24014-15401.....	25 - 3	24110-H0500.....	25 - 3
24014-18000.....	25 - 2	24110-H0502.....	25 - 3
.....	25 - 2	24110-H0510.....	25 - 3
24014-18101.....	25 - 2	24110-H0512.....	25 - 3
24014-24900.....	25 - 2	24110-20900.....	25 - 3
24014-24810.....	25 - 2	24110-24900.....	25 - 3
24014-24900.....	25 - 2	24149-H0110.....	25 - 4

REVISED: SEPTEMBER, 1971

- 58 -

Printed in Japan

NISSAN MOTOR CO., LTD.
INDEX (CLASSIFIED BY PARTS NO.)

PUB NO. C-053E

PART NO.	PAGE	PART NO.	PAGE
24149-18000.....	25 - 4	24426-18001.....	18 - 6
24149-26300.....	25 - 4	24426-20900.....	18 - 6
24150-18000.....	25 - 4	24820-H0302.....	26-A-1
24200-H0100.....	20 - 1	24820-H0303.....	26-A-1
24210-89913.....	26 - 4	24820-H0500.....	25 - 1
24210-89918.....	26 - 4	24820-20900.....	26 - 1
24210-89940.....	26 - 4	24820-20905.....	26 - 1
24220-89903.....	28 - 2	24820-20910.....	26 - 1
24220-89909.....	28 - 1	26 - 2
24220-89936.....	28 - 2	24820-20915.....	26 - 1
24250-89910.....	29 - 4	26 - 2
24250-89943.....	20 - 1	24820-24900.....	26 - 1
.....	21 - 1	24820-24905.....	26 - 1
24250-89954.....	23 - 5	24820-24913.....	26 - 1
.....	70 - 4	26 - 2
.....	72 - 3	24820-24915.....	26 - 2
24250-89962.....	21-A-1	26 - 2
24251-36700.....	94 - 2	24820-27705.....	26 - 1
24255-36700.....	21-B-1	24820-27710.....	26 - 1
24410-20911.....	18 - 6	24820-27715.....	26 - 1
24410-20913.....	18 - 6	24820-27720.....	26 - 2
24410-20915.....	18 - 6	24830-27800.....	26-A-1
24420-20901.....	16 - 5	24850-H0300.....	26-A-1
24420-27700.....	18 - 5	24850-20900.....	26 - 2
24420-20900.....	18 - 5	24850-24900.....	26 - 2
24425-18000.....	16 - 6	24850-25800.....	26-A-1

REVISED: SEPTEMBER, 1971

- 59 -

Printed in Japan

H16

NISSAN MOTOR CO., LTD.
INDEX (CLASSIFIED BY PARTS NO.)

PUB NO. C-023E

PART NO.	PAGE	PART NO.	PAGE
24A55-25800.....	26-A-1	25060-25701.....	21-B-1
24A60-80700.....	26-2	26-A-1
24A60-18000.....	26-2	25080-62200.....	2-3
24A80-18000.....	26-2	26-A-1
25005-H0300.....	26-A-1	25080-89900.....	2-3
25010-H0300.....	26-A-1	25100-27720.....	25-0
25010-18004.....	26-3	25111-27720.....	25-9
25010-18202.....	26-3	25112-27720.....	25-9
25010-24900.....	26-3	25150-25700.....	25-4
25010-24910.....	36-3	115-1
25011-25700.....	26-A-1	25150-80001.....	25-4
25011-25701.....	26-A-1	25160-60100.....	25-4
25020-13200.....	26-2	25160-60101.....	25-5
25020-25800.....	26-A-1	25160-60200.....	25-5
25030-18000.....	26-2	25160-H0301.....	25-5
25045-27700.....	57-3	25160-18000.....	25-5
.....	73-3	25-A-5
25050-H0500.....	26-3	25160-18001.....	25-5
25050-89915.....	26-3	25-A-5
25055-89914.....	26-3	25160-18010.....	25-4
.....	26-A-1	25160-25700.....	25-5
25055-24900.....	26-3	25160-25701.....	25-5
.....	26-3	25165-12900.....	25-5
25060-15400.....	21-A-2	25-A-5
25060-18000.....	20-1	25165-18000.....	25-6
25060-18100.....	21-1	25165-71202.....	25-6

REVISED: SEPTEMBER, 1971

- 60 -

Printed in Japan

NISSAN MOTOR CO., LTD.
INDEX (CLASSIFIED BY PARTS NO.)

PUB NO. C-023E

PART NO.	PAGE	PART NO.	PAGE
25240-89900.....	6-3	47-4
.....	25-7	25330-10600.....	25-6
25240-89902.....	6-3	25330-18000.....	25-5
.....	25-7	25335-10600.....	25-5
25240-89910.....	6-3	25345-13200.....	25-A-5
25251-30100.....	2-3	25360-73001.....	25-7
.....	26-A-1	25360-89900.....	25-6
25250-18000.....	25-5	25370-H0100.....	25-6
25260-18001.....	25-5	25370-18000.....	25-6
25260-18201.....	25-5	25370-18001.....	25-6
25280-H0100.....	28-3	25370-24900.....	25-6
25280-H0101.....	25-9	31-3
.....	48-3	25370-24901.....	25-6
25280-27700.....	25-9	25377-27700.....	25-6
.....	28-3	25390-20300.....	25-9
25280-27700.....	25-9	25410-60100.....	25-8
.....	28-3	25410-60200.....	25-6
25284-27700.....	28-3	25410-H0100.....	25-8
25310-89900.....	25-7	25410-18001.....	25-8
25320-H0101.....	25-7	25410-18002.....	25-8
.....	47-4	25415-18001.....	25-8
25320-02700.....	25-7	25461-89900.....	25-9
.....	47-3	25461-89901.....	25-9
25320-89900.....	25-7	25462-89900.....	25-9
.....	47-3	25462-89901.....	25-9
25320-89901.....	25-7	25520-13200.....	25-8

REVISED: SEPTEMBER, 1971

- 61 -

Printed in Japan

PART NO.	PAGE	PART NO.	PAGE
25520-89900.....	25- 8	26027-18000.....	29- 2
.....	25- 8	26031-18000.....	29- 2
25540-H0100.....	25- 7	26041-60100.....	81- 1
25540-H0110.....	25- 7	26041-15401.....	81- 1
25540-H0500.....	25- 7	26041-18000.....	92- 1
25540-18000.....	25- 6	69- 1
25540-24900.....	25- 7	26041-25700.....	92- 1
25540-27700.....	25- 6	69- 1
25540-27701.....	25- 7	26041-27701.....	92- 1
25540-27702.....	25- 7	69- 1
25540-27703.....	25- 7	93- 1
25544-25800.....	26-A- 1	26042-60100.....	81- 1
26006-18001.....	29- 1	26042-15401.....	81- 1
26006-27700.....	29- 1	26042-18000.....	92- 1
26010-60210.....	29- 1	69- 2
26010-H0510.....	29- 1	26042-25700.....	92- 2
26010-18001.....	29- 1	69- 2
26010-24900.....	29- 1	26042-25701.....	92- 2
26010-24910.....	29- 1	69- 2
26010-27700.....	29- 1	93- 1
26010-27750.....	29- 1	26056-27700.....	29- 2
26010-27760.....	29- 1	26060-H0510.....	29- 1
26014-04101.....	29- 2	26060-27700.....	29- 1
26017-14801.....	29- 2	26060-27750.....	29- 1
26027-01301.....	29- 2	26060-27760.....	29- 1
26024-58000.....	29- 2	26073-30001.....	29- 5

REVISED: SEPTEMBER, 1971

- 62 -

Printed in Japan

PART NO.	PAGE	PART NO.	PAGE
.....	31- 1	26150-18001.....	31- 3
26104-30900.....	31- 1	26150-89902.....	31- 3
.....	31- 1	26151-89901.....	31- 3
26120-H0300.....	29- 2	26151-89910.....	31- 3
26120-20900.....	29- 2	26152-89901.....	31- 3
26120-27751.....	29- 2	26154-18001.....	31- 3
26121-H0300.....	29- 3	26160-H0110.....	29- 4
26121-20900.....	29- 3	26160-H0310.....	29- 4
26121-27750.....	29- 3	26160-18000.....	29- 4
26122-20900.....	29- 3	26160-25700.....	29- 4
26122-25702.....	29- 4	26160-25701.....	29- 4
26122-27750.....	29- 3	26160-27700.....	29- 4
26123-20900.....	29- 3	26161-A4600.....	29- 4
26123-25702.....	29- 4	26161-18000.....	29- 4
26123-27750.....	29- 3	26161-25700.....	29- 4
26124-H0300.....	29- 3	26162-A4600.....	29- 5
26124-20900.....	29- 2	26162-18000.....	29- 4
26124-27750.....	29- 2	26162-25700.....	29- 4
26124-H0300.....	29- 3	26163-A4600.....	29- 5
26124-20900.....	29- 3	26163-18000.....	29- 5
26124-27750.....	29- 3	26163-25700.....	29- 5
26127-04100.....	40-A- 3	26164-25700.....	29- 5
26127-20900.....	29- 3	26169-25700.....	29- 5
26127-27750.....	29- 3	26231-02700.....	31- 2
26128-27750.....	29- 3	26233-02700.....	31- 2
26131-27750.....	29- 3	26234-02700.....	31- 2

REVISED: SEPTEMBER, 1971

- 63 -

Printed in Japan

NISSAN MOTOR CO., LTD.
INDEX (CLASSIFIED BY PARTS NO.)

PUB NO. C-053E

PART NO.	PAGE	PART NO.	PAGE
26260-13200.....	26- 2 58- 5	
26260-89900.....	26- 2	26410-04400.....	31- 1
26261-30100.....	26- 3 58- 5	
26261-89900.....	26- 3	26411-04100.....	31- 1
26310-25700.....	25- 8	26510-15401.....	31- 1
26310-27700.....	25- 8	26510-18002.....	31- 1
26320-14800.....	45- 8	26510-25702.....	30-C- 2
26330-25700.....	25- 8 31- 1	
26330-27700.....	25- 8	26511-04200.....	30-C- 2
26340-18000.....	27- 1 31- 1	
26340-18200.....	47- 1	26511-15400.....	31- 1
26340-24900.....	27- 1	26512-18002.....	31- 1
26340-24910.....	27- 1	26513-04200.....	30-C- 2
26350-18000.....	27- 1 31- 1	
26350-18200.....	27- 1	26521-04102.....	30- 2
26350-18201.....	27- 1	26521-04103.....	30- 2
26360-89910.....	47- 2	26521-04001.....	30-A- 2
26360-89920.....	27- 2	26526-04102.....	30- 2
26370-25700.....	27- 2	26526-04103.....	30- 2
26375-24900.....	27- 2	26526-04001.....	30-A- 2
26380-18020.....	27- 2	26531-04102.....	30- 2
26380-24900.....	27- 2	26531-04001.....	30-A- 2
26380-25700.....	27- 2	26536-04102.....	30- 2
26380-25701.....	27- 2	26536-04001.....	30-A- 2
26385-24900.....	27- 2	26540-14801.....	31- 2
26410-04100.....	31- 1	26540-15400.....	31- 2

REVISED: SEPTEMBER, 1971

- 64 -

Printed in Japan

NISSAN MOTOR CO., LTD.
INDEX (CLASSIFIED BY PARTS NO.)

PUB NO. C-053E

PART NO.	PAGE	PART NO.	PAGE
26540-18110.....	31- 2	26551-15401-01.....	30-B- 1
26541-04102.....	30- 2	26551-18001.....	30- 1
26541-04001.....	30-A- 2	26551-18100.....	30-A- 2
26541-14801.....	31- 2	26551-20900.....	30- 1
26541-25700.....	30-C- 1 30- 2	
26547-14801.....	31- 2	26551-20901.....	30-A- 2
26545-15401.....	31- 2 30-A- 2	
26546-04102.....	30- 2	26551-25700.....	30-C- 1
26546-04001.....	30-A- 2	26552-04102.....	30- 2
26546-14801.....	31- 2	26552-04103.....	30- 2
26546-25700.....	30-C- 1	26552-04001.....	30-A- 3
26550-04102.....	30- 1	26552-15401.....	30-B- 1
26550-04103.....	30- 1	26552-15401-01.....	30-B- 1
26550-04001.....	30-A- 1	26552-18001.....	30- 2
26550-15401.....	30-B- 1	26552-18100.....	30-A- 3
26550-15401-01.....	30-B- 1	26552-25700.....	30-C- 1
26550-15500.....	30-B- 1	26553-04102.....	30- 3
26550-18001.....	30- 1	26553-04103.....	30- 3
26550-18100.....	30-A- 1	26553-04001.....	30-A- 3
26550-20900.....	30- 1	26553-18001.....	30- 3
..... 30- 1		26553-18100.....	30-A- 3
26550-20901.....	30-A- 1	26553-25700.....	30-C- 1
..... 30-A- 1		26553-04102.....	30- 1
26550-25701.....	30-C- 1	26553-04103.....	30- 1
26551-04102.....	30- 3	26553-04001.....	30-A- 1
26551-15401.....	30-B- 1	26553-18001.....	30- 1

REVISED: SEPTEMBER, 1971

- 65 -

Printed in Japan

PUB NO. C-051E

 NISSAN MOTOR CO., LTD.
 INDEX (CLASSIFIED BY PARTS NO.)

PART NO.	PAGE	PART NO.	PAGE
26595-18100.....	30-A-1	26560-H0700.....	30-A-4
26595-20900.....	30-1	26560-15501.....	30-B-1
.....	30-1	26561-18001.....	30-3
26595-20901.....	30-A-1	26561-20900.....	30-4
.....	30-A-1	30-4
26595-25701.....	30-C-1	26561-25700.....	30-C-1
26596-18001.....	30-2	26562-H0102.....	30-3
26596-18100.....	30-A-2	26562-H0103.....	30-3
26596-20900.....	30-2	26562-H0401.....	30-A-2
.....	30-2	26562-25700.....	30-C-1
26596-20901.....	30-A-2	26563-H0102.....	30-4
.....	30-A-2	26563-H0401.....	30-A-2
26596-25700.....	30-C-1	26565-H0700.....	30-A-4
26597-H0102.....	30-3	26565-15501.....	30-B-1
26597-H0103.....	30-3	26567-H0102.....	30-3
26597-H0401.....	30-A-3	26567-H0103.....	30-3
26597-18001.....	30-2	26567-H0401.....	30-A-2
26597-18100.....	30-A-3	26568-H0401.....	30-A-3
26597-25700.....	30-C-1	26705-04101.....	29-2
26598-H0102.....	30-3	26705-04201.....	29-2
26598-H0103.....	30-3	26705-04203.....	29-2
26598-H0401.....	30-A-3	26705-89905.....	29-2
26598-18001.....	30-3	26711-89900.....	26-3
26598-18100.....	30-A-3	26713-34200.....	31-3
26598-25700.....	30-C-1	26715-04200.....	30-4
26599-25700.....	30-C-1	30-A-1

REVISED: SEPTEMBER, 1971

- 66 -

Printed in Japan

 NISSAN MOTOR CO., LTD.
 INDEX (CLASSIFIED BY PARTS NO.)

PUB NO. C-053E

PART NO.	PAGE	PART NO.	PAGE
.....	30-B-1	27010-00200.....	25-A-1
26715-89900.....	29-5	27010-20301.....	25-A-1
.....	31-1	27010-20302.....	25-A-1
26715-89902.....	29-3	27010-24901.....	25-A-1
26716-07300.....	29-3	27010-24902.....	25-A-1
.....	30-4	27010-24903.....	25-A-1
.....	30-A-1	27010-27700.....	25-A-1
.....	30-B-1	27010-27702.....	25-A-1
.....	31-2	27010-27703.....	25-A-1
.....	31-2	27010-27800.....	25-A-1
26716-89900.....	30-C-2	27010-27803.....	25-A-1
.....	31-1	27010-27804.....	25-A-1
.....	31-1	27010-28010.....	25-A-4
26717-10600.....	29-3	27010-320300.....	25-A-5
26717-89900.....	29-3	27010-327700.....	25-A-4
.....	30-4	27010-327701.....	25-A-4
.....	30-4	27010-327702.....	25-A-4
.....	30-A-1	27010-328100.....	25-A-4
.....	30-B-1	27010-328300.....	25-A-5
.....	30-C-1	27010-327701.....	25-A-4
26717-89920.....	30-4	27010-327702.....	25-A-4
.....	30-4	27010-328310.....	25-A-5
.....	30-A-1	27010-328310.....	25-A-5
.....	30-B-1	27010-328310.....	25-A-3
.....	30-C-1	27010-328310.....	25-A-3
27010-328310.....	25-A-1	27020-20300.....	25-A-3

REVISED: SEPTEMBER, 1971

- 67 -

Printed in Japan

PART NO.	PAGE	PART NO.	PAGE
27020-20399.....	25-A- 3	27171-27700.....	25-A- 2
27022-60100.....	25-A- 3	27171-27701.....	25-A- 2
27022-H0100.....	25-A- 3	27172-18003.....	25-A- 2
27022-18004.....	25-A- 3	27172-27700.....	25-A- 2
27022-18097.....	25-A- 3	27290-H0100.....	25- 9
27022-27701.....	25-A- 3	27292-H0100.....	25- 9
27022-27702.....	25-A- 3	27310-18000.....	25-B- 1
27023-60100.....	25-A- 3	27363-61300.....	53- 5
27024-60100.....	25-A- 3	70- 4
27040-18002.....	25-A- 3	82- 3
27040-18003.....	25-A- 3	27363-18001.....	53- 5
27046-18000.....	25-A- 3	70- 4
27075-01500.....	25-A- 3	82- 3
27075-27700.....	25-A- 3	97- 1
27074-18000.....	25-A- 3	27363-27701.....	82- 3
27095-24900.....	25-A- 5	97- 1
27095-24901.....	25-A- 5	27380-H0100.....	25-B- 1
27161-60100.....	25-A- 2	27380-H0300.....	26-A- 1
27161-18001.....	25-A- 2	27380-18006.....	25-B- 1
.....	25-A- 2	27380-18011.....	25-B- 1
.....	25-A- 2	27380-25712.....	26-A- 1
27161-27700.....	25-A- 2	27380-25815.....	26-A- 1
27167-18001.....	25-A- 2	27380-27700.....	25-B- 1
.....	25-A- 2	27380-27710.....	25-B- 1
27167-27700.....	25-A- 2	27380-27711.....	25-B- 1
27171-18001.....	25-A- 2	27400-H0100.....	28- 1

REVISED: SEPTEMBER, 1971

- 68 -

Printed in Japan

PART NO.	PAGE	PART NO.	PAGE
27400-18000.....	28- 1	27460-89915.....	28- 3
27400-25701.....	28- 1	27460-89943.....	28- 2
27400-27701.....	28- 1	27461-89950.....	28- 2
27400-27702.....	28- 1	27480-89901.....	28- 1
27415-14800.....	28- 1	27600-H0100.....	25-B- 2
27415-89900.....	28- 1	27600-18025.....	25-B- 1
27416-89900.....	28- 2	27600-27702.....	25-B- 1
27420-14800.....	28- 2	27900-H0101.....	25-B- 1
.....	53- 5	27900-H0102.....	25-B- 1
.....	70- 4	27900-H0300.....	25-B- 1
.....	82- 3	27900-27701.....	25-B- 1
.....	94- 3	27900-27703.....	25-B- 1
27430-89900.....	28- 1	27962-H0100.....	25-B- 1
27430-89950.....	28- 1	27962-89900.....	25-B- 1
.....	28- 1	28860-24900.....	27- 1
27436-14801.....	28- 1	28870-24900.....	27- 2
27436-71201.....	25- 6		
27440-18000.....	28- 2		
27440-25700.....	28- 2		
27442-89900.....	28- 2		
27442-89901.....	28- 2		
27446-15800.....	28- 2		
27446-89900.....	28- 2		
27460-89904.....	28- 2		
27460-89909.....	28- 2		
.....	28- 2		

REVISED: SEPTEMBER, 1971

- 69 -

Printed in Japan

PUB NO. C-053E

 NISSAN MOTOR CO., LTD.
 INDEX (CLASSIFIED BY PARTS NO.)

PART NO.	PAGE	PART NO.	PAGE
30000			
		30210-18006,.....	32- 1
		32-A- 1
30100-40100,.....	32- 1	30213-18000,.....	32- 1
.....	32-A- 1	32-A- 1
30100-40101,.....	32- 1	30213-18001,.....	32- 1
.....	32-A- 1	32-A- 1
30100-18002,.....	32-A- 1	30231-18000,.....	32- 1
30100-18003,.....	32- 1	32-A- 1
.....	32-A- 1	30231-18001,.....	32- 1
30100-18005,.....	32- 1	32-A- 1
.....	32-A- 1	30402-18000,.....	34- 1
30100-18006,.....	32- 1	35- 1
.....	32-A- 1	30403-18000,.....	32- 2
30100-18009,.....	32- 1	32-A- 2
.....	32-A- 1	30404-18000,.....	32- 2
30200-18000,.....	32- 1	32-A- 2
.....	32-A- 1	30406-18000,.....	34- 1
30200-18001,.....	32- 1	35- 1
.....	32-A- 1	30412-21000,.....	1- 2
30200-18006,.....	32-A- 1	30412-73000,.....	1- 1
30210-18000,.....	32- 1	30422-18000,.....	34- 2
.....	32-A- 1	35- 2
30210-18001,.....	32- 1	36-B- 3
.....	32-A- 1	30501-18000,.....	32- 2
30210-18005,.....	32- 1	32-A- 2
.....	32-A- 1	30502-18001,.....	32- 2

REVISED: SEPTEMBER, 1971

- 70 -

Printed in Japan

PUB NO. C-053E

 NISSAN MOTOR CO., LTD.
 INDEX (CLASSIFIED BY PARTS NO.)

PART NO.	PAGE	PART NO.	PAGE
.....	32-A- 2	30610-24900,.....	33-A- 1
30610-24900,.....	32- 2	30611-27260,.....	33-A- 2
30610-18001,.....	32- 2	30612-27260,.....	33-A- 3
.....	32-A- 2	30613-27260,.....	33-A- 3
30610-24900,.....	32- 2	30620-24900,.....	33-B- 1
30610-18000,.....	32- 2	30620-76027,.....	33-B- 1
.....	32-A- 2	30620-76028,.....	33-B- 1
30620-24900,.....	32- 2	30624-21000,.....	33-B- 1
.....	33- 2	30624-30007,.....	33-B- 1
30620-18001,.....	32- 2	30625-27260,.....	33-B- 1
.....	33- 2	30627-25500,.....	33-B- 1
30620-24900,.....	32-A- 2	30627-76000,.....	33-B- 1
30620-24900,.....	32-A- 2	30628-24900,.....	33-B- 1
30630-24900,.....	32- 2	30628-24901,.....	33-B- 1
30630-24901,.....	32- 2	30631-24900,.....	33-A- 2
30631-18001,.....	32- 2	30631-24910,.....	33-A- 2
30633-24900,.....	32-A- 2	30650-24900,.....	33-B- 2
30633-24900,.....	32- 2	30650-24901,.....	33-B- 2
30633-18001,.....	32- 2	30670-18002,.....	33- 2
.....	32-A- 2	30670-27700,.....	33- 2
30647-78001,.....	32-A- 2	30671-18000,.....	33- 2
.....	33-B- 1	30676-18002,.....	33- 2
30647-08726,.....	33-A- 2	30678-18000,.....	33- 2
30610-10625,.....	33-A- 2	31000-40150,.....	33-C- 2
30610-10627,.....	33-A- 2	31009-20300,.....	36-B- 1
30610-10628,.....	33-A- 2	31061-20300,.....	36-B- 3

REVISED: SEPTEMBER, 1971

- 71 -

Printed in Japan

NISSAN MOTOR CO., LTD.
 INDEX (CLASSIFIED BY PARTS NO.)

PART NO.	PAGE	PART NO.	PAGE
31061-20300.....	36-B-3	31919-H0100.....	36-B-2
31064-20300.....	36-B-3	31931-H0101.....	36-B-3
31065-20300.....	36-B-3	31932-20300.....	36-B-3
31071-E4000.....	36-B-3	31932-20301.....	36-B-3
31072-E4000.....	36-B-3	31932-20302.....	36-B-3
31080-20300.....	36-B-1	31932-20303.....	36-B-3
31084-20300.....	36-B-2	31932-20304.....	36-B-3
31084-20301.....	36-B-1	31933-20300.....	36-B-3
31100-H0100.....	36-B-1	31941-H0101.....	36-B-3
31104-20300.....	36-B-1	32005-21000.....	25-7
31105-20300.....	36-B-1	32005-21100.....	25-7
31107-20300.....	36-B-1	35-2
31181-E4000.....	36-B-1	32005-24000.....	25-7
31181-20301.....	36-B-1	35-2
31390-20301.....	36-B-1	32010-18050.....	33-C-1
31394-20300.....	36-B-1	32010-18051.....	33-C-1
31395-20300.....	36-B-1	32010-18052.....	33-C-1
31396-20300.....	36-B-1	32010-18053.....	33-C-1
31397-20301.....	36-B-1	32010-24950.....	33-C-1
31481-77550.....	36-B-2	32010-24951.....	33-C-1
31482-20300.....	36-B-2	32010-24952.....	33-C-1
31483-20301.....	36-B-2	32010-24953.....	33-C-1
31485-20300.....	36-B-2	32010-24954.....	33-C-1
31911-H0100.....	36-B-2	32010-25750.....	33-C-1
31916-H0101.....	36-B-2	32010-25751.....	33-C-1
31918-H0100.....	36-B-2	32010-25752.....	33-C-1

REVISED: SEPTEMBER, 1971

- 72 -

Printed in Japan

 NISSAN MOTOR CO., LTD.
 INDEX (CLASSIFIED BY PARTS NO.)

PART NO.	PAGE	PART NO.	PAGE
32010-25753.....	33-C-1	32130-H0130.....	34-2
32010-25754.....	33-C-1	32130-18000.....	34-1
32021-35000.....	60-5	32130-18030.....	34-1
32030-27720.....	120-1	32130-24900.....	35-2
32100-H0100.....	34-1	32132-18000.....	34-2
.....	35-1	35-2
32100-H0130.....	34-1	32133-18000.....	34-2
.....	35-1	35-2
32100-18000.....	34-1	32135-18000.....	34-2
.....	35-1	35-2
32100-24900.....	35-1	32136-07200.....	36-B-1
32100-24930.....	35-1	32136-18001.....	34-2
32107-18000.....	34-1	34-2
.....	35-1	35-2
32107-14600.....	45-2	35-2
32108-18100.....	34-2	32137-H0100.....	35-2
32110-18000.....	34-1	32137-H1000.....	34-2
.....	35-1	32137-H1010.....	35-2
32112-18000.....	34-1	32137-18000.....	34-2
.....	35-1	32137-24900.....	35-2
32113-13200.....	34-1	32139-18000.....	34-2
.....	35-1	35-2
32113-13220.....	34-3	32141-24900.....	35-2
.....	35-3	32200-H1000.....	34-A-1
32130-H0100.....	34-1	35-A-1
32130-H0110.....	35-2	32200-18000.....	34-A-1

REVISED: SEPTEMBER, 1971

- 73 -

Printed in Japan

PUB NO. C-053E

 NISSAN MOTOR CO., LTD.
 INDEX (CLASSIFIED BY PARTS NO.)

PART NO.	PAGE	PART NO.	PAGE
..... 35-A-1	 35-A-1	
32207-18000..... 3- = 5		32224-18004..... 34-A-1	
32207-18000..... 34-A-2	 35-A-1	
..... 35-A-1		32224-18005..... 34-A-1	
32204-18000..... 34-A-2	 35-A-1	
..... 35-A-2		32224-18006..... 34-A-1	
32205-18000..... 34-A-2	 35-A-1	
..... 35-A-2		32230-H0100..... 34-A-2	
32208-18000..... 34- = 1		32230-18000..... 34-A-2	
..... 35- = 1		32230-24900..... 35-A-2	
32208-18001..... 34- = 1		32230-27720..... 120- = 1	
..... 35- = 1		32236-18000..... 34-A-2	
32208-18002..... 34- = 1		32241-18000..... 34-A-2	
..... 35- = 1		32241-24900..... 35-A-2	
32210-24900..... 35-A-1		32245-24901..... 35-A-2	
32210-27720..... 120- = 1		32246-18000..... 34-A-2	
32213-18001..... 34-A-1	 35-A-2	
32219-18000..... 34-A-1		32250-18000..... 34-A-2	
..... 35-A-1		32250-24900..... 35-A-2	
32220-24901..... 35-A-3		32250-27720..... 120- = 1	
32223-24900..... 35-A-3		32253-H1000..... 34-A-2	
32224-18001..... 34-A-1		32253-18000..... 34-A-2	
..... 35-A-1	 35-A-2	
32224-18002..... 34-A-1		32260-18000..... 34-A-2	
..... 35-A-1		32260-24900..... 35-A-2	
32224-18003..... 34-A-1		32260-27720..... 120- = 2	

REVISED-SEPTEMBER, 1971

= 74 =

Printed in Japan

PUB NO. C-053E

 NISSAN MOTOR CO., LTD.
 INDEX (CLASSIFIED BY PARTS NO.)

PART NO.	PAGE	PART NO.	PAGE
32264-H1000..... 34-A-2	 35-A-2	
32264-18000..... 34-A-2		32604-H1000..... 34-A-2	
32264-24900..... 35-A-2	 35-A-2	
32265-18000..... 34-A-3		32604-18000..... 34-A-2	
..... 35-A-2	 35-A-2	
32265-27700..... 35-A-2		32606-18000..... 34-A-2	
32272-18000..... 34-A-3	 35-A-2	
..... 35-A-3		32609-18000..... 34-A-2	
32273-24900..... 35-A-2	 35-A-2	
32280-18000..... 34-A-1		32702-15400..... 35- = 3	
32280-24901..... 35-A-1		32703-15400..... 35- = 3	
32281-18001..... 34-A-1	 35- = 3	
32281-24900..... 35-A-1		32703-18000..... 34- = 2	
32283-18000..... 34-A-1	 35- = 3	
32283-24901..... 35-A-1		32703-18001..... 34- = 2	
32285-18000..... 34-A-1	 35- = 3	
..... 35-A-1	 35- = 3	
32288-18001..... 34-A-1		32703-27720..... 120- = 2	
32292-14600..... 34-A-1		32703-27721..... 120- = 2	
..... 36-A-1		32703-27722..... 120- = 2	
32293-73200..... 34-A-1		32703-73702..... 36-B-2	
..... 36-A-1		32707-18000..... 34- = 3	
..... 36-A-1	 35- = 3	
32301-18000..... 34-A-2		32707-78000..... 36-B-2	
..... 35-A-2		32708-18000..... 34- = 3	
32301-18000..... 34-A-2	 35- = 3	

REVISED-SEPTEMBER, 1971

= 75 =

Printed in Japan

NISSAN MOTOR CO., LTD.
INDEX (CLASSIFIED BY PARTS NO.)

PART NO.	PAGE	PART NO.	PAGE
32709-14600.....	36-B-2	32813-24901.....	36-A-1
32709-18000.....	34- = 3	32816-24901.....	36-A-1
.....	35- = 3	32819-24901.....	36-A-1
32710-14600.....	36-B-2	32829-26760.....	34-B-1
32710-18000.....	34- = 3	36-A-1
.....	35- = 3	32830-18000.....	34-B-1
32717-18000.....	34- = 3	36-A-1
.....	35- = 3	32832-18000.....	34-B-1
32712-61000.....	36-B-2	36-A-1
32717-18000.....	34- = 3	32834-18000.....	34-B-1
.....	35- = 3	36-A-1
32718-14600.....	36-B-2	36-A-1
32719-18000.....	34- = 3	32835-24900.....	36-A-1
.....	35- = 3	32840-H0100.....	36-A-2
32727-14600.....	34-A-3	32840-24901.....	36-A-2
.....	35-A-2	32840-27720.....	120- = 2
32801-18000.....	34-B-1	32841-H0100.....	36-A-2
32801-24901.....	36-A-1	32846-24900.....	36-A-1
32801-27700.....	34-B-1	32847-24901.....	36-A-2
32801-18000.....	34-B-1	32848-24900.....	36-A-2
32801-24900.....	36-A-1	32849-24900.....	36-A-2
32804-24900.....	36-A-2	32850-24901.....	36-A-1
32805-18000.....	34-B-1	32851-24900.....	36-A-2
.....	36-A-1	32852-24901.....	36-A-2
32807-18000.....	34-B-1	32853-24900.....	36-A-2
32809-24900.....	36-A-1	32854-24900.....	36-A-2

NISSAN MOTOR CO., LTD.
INDEX (CLASSIFIED BY PARTS NO.)

PART NO.	PAGE	PART NO.	PAGE
32855-24900.....	36-A-2	32912-18003.....	34-B-2
32856-24901.....	36-A-2	32912-18004.....	34-B-2
32857-14600.....	36-A-2	32917-18000.....	34-B-2
32858-14600.....	36-A-2	32917-18001.....	34-B-2
32861-24900.....	36-A-2	32917-18002.....	34-B-2
32867-24900.....	36-A-2	32921-18000.....	34-B-2
32865-24901.....	36-A-2	32921-18001.....	34-B-2
32865-27700.....	36-A-2	32924-18000.....	34-B-2
32865-78601.....	36-A-2	34102-H0100.....	39- = 1
32868-18000.....	34-B-2	34102-H0105.....	39-A-1
32880-18001.....	34-B-1	34102-18001.....	39- = 1
32880-18002.....	34-B-1	34102-27700.....	39- = 1
.....	39- = 3	34103-H0105.....	39-A-1
32880-18003.....	34-B-1	34103-18000.....	39- = 1
32880-18004.....	34-B-1	34110-H0105.....	39- = 1
32882-18002.....	34-B-2	39-A-1
32882-18003.....	34-B-2	34110-18000.....	39- = 1
32882-18004.....	34-B-2	34110-27700.....	39- = 1
32897-24901.....	36-A-1	34113-H0105.....	39-A-1
32896-24901.....	36-A-1	34113-18000.....	39- = 1
32897-24901.....	36-A-1	34115-10600.....	39- = 2
32910-18001.....	34-B-1	34115-73000.....	39- = 2
32910-18002.....	34-B-1	39-A-1
.....	39- = 3	34116-H0105.....	39-A-1
32910-18003.....	34-B-1	34116-09400.....	39- = 1
32917-18002.....	34-B-2	34119-18000.....	39- = 1

NISSAN MOTOR CO., LTD.
INDEX (CLASSIFIED BY PARTS NO.)

PUB NO. C-053E

PART NO.	PAGE	PART NO.	PAGE
34119-78501.....	39- 1	34414-04100.....	39- 3
.....	39-A- 1	39-A- 2
34124-73200.....	39- 1	39-A- 2
.....	39-A- 1	34419-04100.....	39- 3
34125-36700.....	39- 1	39-A- 2
.....	39-A- 1	39-A- 2
34126-61000.....	39- 2	34431-18002.....	39- 2
34134-04100.....	39- 1	34431-27700.....	39- 2
.....	39-A- 1	34434-89900.....	39-A- 2
34135-10600.....	39- 1	34436-18000.....	39- 3
.....	39-A- 1	34441-H0106.....	39-A- 1
34142-H0105.....	39-A- 1	34450-18000.....	39- 2
34147-89901.....	39-A- 1	34452-20300.....	39-A- 2
34401-H0105.....	39-A- 1	34453-18000.....	39- 3
34401-18001.....	39- 2	34456-20301.....	39-A- 2
34407-18000.....	39- 3	34458-61000.....	39-A- 2
.....	39-A- 2	34462-18000.....	39- 3
.....	39-A- 2	39-A- 2
34405-18001.....	39- 2	34462-27700.....	39- 3
.....	39-A- 1	34463-10600.....	39- 3
34406-H0105.....	39-A- 1	39-A- 2
34408-18001.....	39- 2	34465-18000.....	39- 3
34408-18001.....	39- 2	39-A- 2
34408-27700.....	39- 2	34466-18000.....	39- 3
34410-18000.....	39- 3	34467-10600.....	39- 3
.....	39-A- 2	39-A- 2
34413-18001.....	39- 2		

REVISED: SEPTEMBER, 1971

- 78 -

Printed in Japan

NISSAN MOTOR CO., LTD.
INDEX (CLASSIFIED BY PARTS NO.)

PUB NO. C-053E

PART NO.	PAGE	PART NO.	PAGE
34467-84700.....	39- 3	36320-18000.....	40- 1
34472-27700.....	39- 3	36321-24900.....	40-A- 1
34485-14805.....	33- 1	36321-24905.....	40-A- 2
.....	39- 3	36325-24900.....	40-A- 1
.....	39-A- 2	36325-24905.....	40-A- 1
.....	39-A- 2	36326-18000.....	40- 1
.....	41- 1	36326-24900.....	40-A- 1
.....	67- 5	36327-24900.....	40-A- 1
.....	67-A- 7	36327-24905.....	40-A- 1
.....	79- 2	36329-24900.....	40-A- 1
.....	79-A- 4	36330-24900.....	40-A- 1
.....	79-A- 6	36330-36700.....	40- 1
.....	111- 1	36332-24900.....	40-A- 1
34491-18000.....	39- 2	36332-24905.....	40-A- 1
34492-18001.....	39- 2	36335-18000.....	40- 1
34501-20301.....	39-A- 2	36337-18000.....	40- 1
34552-89900.....	39- 3	36338-36700.....	40- 1
.....	39-A- 2	36339-18000.....	40- 1
.....	39-A- 2	36339-24900.....	40-A- 1
36011-15400.....	40- 1	36372-18001.....	40- 1
36010-18000.....	40- 1	36377-10600.....	40- 1
36010-20300.....	40- 1	36378-10600.....	40-A- 2
36010-24900.....	40-A- 1	36381-18000.....	40- 1
36010-24905.....	40-A- 1	40- 2
36310-24900.....	40-A- 1	40-A- 4
36310-24905.....	40-A- 1	36382-18000.....	40- 2

REVISED: SEPTEMBER, 1971

- 79 -

Printed in Japan

NISSAN MOTOR CO., LTD.
INDEX (CLASSIFIED BY PARTS NO.)

PUB NO. C-053E

PART NO.	PAGE	PART NO.	PAGE
3638-18000.....	40- 2	40-A- 4
.....	40- 2	36518-15401.....	40- 3
.....	40-A- 4	40-A- 3
36402-15400.....	40- 2	36518-18001.....	40- 3
36402-18000.....	40- 2	36518-18002.....	40-A- 3
36402-20300.....	40- 2	36519-18000.....	40-A- 3
36402-24900.....	40-A- 2	36519-73000.....	40- 3
36405-18000.....	40- 1	36521-18001.....	40-A- 3
36406-32200.....	40- 2	36525-18001.....	40- 3
.....	40-A- 2	36525-18002.....	40- 3
36406-76500.....	40- 2	36525-18003.....	40-A- 2
.....	40-A- 2	36526-18000.....	40-A- 2
36407-00100.....	40-A- 3	36527-18000.....	40-A- 2
36408-36700.....	40- 2	36530-18000.....	40- 3
.....	40-A- 4	36530-18001.....	40-A- 3
36409-18000.....	40- 2	36531-18000.....	40- 3
36426-35000.....	40- 4	36531-18001.....	40-A- 3
36437-18000.....	40- 2	36536-18002.....	40- 4
.....	40-A- 4	40-A- 3
36451-15401.....	40- 3	36537-73000.....	40- 4
.....	40-A- 2	40-A- 4
36451-18000.....	40- 3	36544-30000.....	40- 3
36451-24900.....	40-A- 2	40-A- 3
36517-15401.....	40- 2	36549-30000.....	40- 3
.....	40-A- 4	40- 3
36517-18000.....	40- 2	40-A- 3

REVISED: SEPTEMBER, 1971

- 80 -

Printed in Japan

NISSAN MOTOR CO., LTD.
INDEX (CLASSIFIED BY PARTS NO.)

PUB NO. C-053E

PART NO.	PAGE	PART NO.	PAGE
3644-35000.....	40- 4	38102-60300.....	38- 2
.....	40-A- 3	38102-18000.....	38- 2
37000-18001.....	37- 1	38102-18100.....	38- 2
37000-18002.....	37- 1	38103-60400.....	38- 2
37000-20301.....	37- 1	38103-18001.....	38- 2
37111-18001.....	37- 1	38103-18100.....	38- 2
37111-20300.....	37- 1	38120-18000.....	38- 3
37117-18000.....	37- 1	38125-18000.....	38- 3
37125-181025.....	37- 1	38126-18000.....	38- 3
37125-18000.....	37- 1	38127-18000.....	38- 3
37125-18105.....	37- 1	38128-18000.....	38- 3
37130-18000.....	37- 1	38129-18000.....	38- 3
37131-18000.....	37- 1	38130-18000.....	38- 4
37132-14600.....	37- 1	38131-18000.....	38- 4
.....	37- 1	38132-18000.....	38- 4
37134-18000.....	37- 1	38133-18000.....	38- 4
37146-18000.....	37- 1	38134-18000.....	38- 4
37147-18000.....	37- 1	38135-18000.....	38- 4
37149-18000.....	37- 1	38136-18000.....	38- 4
37149-18000.....	37- 2	38137-18000.....	38- 4
37210-18000.....	37- 1	38138-18000.....	38- 4
38100-60400.....	38- 1	38139-18000.....	38- 4
38100-60700.....	38- 2	38140-18000.....	38- 3
38100-15400.....	38- 1	38153-18000.....	38- 4
38100-18000.....	38- 1	38154-60400.....	38- 5
38100-18100.....	38- 1	38154-60401.....	38- 5

REVISED: SEPTEMBER, 1971

- 81 -

Printed in Japan

NISSAN MOTOR CO., LTD.
INDEX (CLASSIFIED BY PARTS NO.)

PART NO.		PAGE	PART NO.		PAGE
38154-G0402	38	- 5	38210-18001	38	- 6
38154-G0403	38	- 5	38215-01300	38	- 6
38154-G0404	38	- 5	38216-18000	38	- 6
38154-G0405	38	- 5	38300-G0900	38	-
38154-G0406	38	- 5		120	- 2
38154-G0407	38	- 5	38300-H0700	38	- 1
38154-G0408	38	- 5		120	- 2
38154-G0409	38	- 5	38300-H1100	38	- 1
38154-G0410	38	- 5		120	- 2
38154-G0411	38	- 5	38300-15400	38	- 1
38154-G0412	38	- 5		120	- 2
38154-G0413	38	- 5	38300-18000	38	- 1
38154-G0414	38	- 5		120	- 2
38154-G0415	38	- 5	38300-18100	38	- 1
38154-G0416	38	- 6		120	- 2
38154-G0417	38	- 6	38310-18000	38	- 1
38154-18000	38	- 4	38315-18000	38	- 1
38155-18000	38	- 4	38315-18001	38	- 1
38156-18000	38	- 4	38317-18000	38	- 1
38157-18000	38	- 5	38318-18000	38	- 1
38162-18001	45	- 2	38320-18000	38	- 6
38165-18000	38	- 4	38320-18010	38	- 6
38166-18000	38	- 4	38320-18100	38	- 6
38167-18000	38	- 4	38320-18101	38	- 6
38169-18000	38	- 6	38322-14601	34	- 2
38210-18000	38	- 6		35	- 2

NISSAN MOTOR CO., LTD.
INDEX (CLASSIFIED BY PARTS NO.)

[illegible]

PUB NO. C-053E

NISSAN MOTOR CO., LTD.
INDEX (CLASSIFIED BY PARTS NO.)

PART NO.	PAGE	PART NO.	PAGE
4019A-18000.....	42- 2	40315-18001.....	43- 1
40207-18000.....	43- 1	43- 3
40207-18050.....	43- 1	40315-18002.....	43- 1
40202-18051.....	43- 1	43- 3
4020A-18000.....	43- 3	40315-25800.....	43- 1
40204-18001.....	43- 2	43- 3
4020A-18002.....	43- 2	41000-18001.....	44- 1
4020A-18003.....	43- 2	41000-18002.....	44- 1
40210-H1000.....	43- 1	41000-27700.....	44- 1
40210-18000.....	43- 1	41010-18001.....	44- 1
4021A-18000.....	43- 1	41010-18002.....	44- 1
40227-18000.....	43- 1	41010-27700.....	44- 1
40225-18000.....	43- 1	41020-18001.....	44- 1
40225-27700.....	43- 1	41020-18002.....	44- 1
.....	43- 3	41020-30001.....	44- 2
40237-18000.....	43- 1	41025-18000.....	44- 2
40234-18000.....	43- 2	41028-18000.....	44- 1
40242-18000.....	42- 1	41029-18000.....	44- 2
.....	44- 2	41029-18001.....	44- 2
40262-18000.....	42- 1	41030-18001.....	44- 1
.....	43- 1	41030-18002.....	44- 1
40264-18000.....	43- 2	41060-H0100.....	44- 1
40300-18000.....	43- 1	41060-18000.....	44- 1
40300-18001.....	43- 1	41066-H0100.....	44- 1
.....	43- 3	46- 1
40315-15400.....	43- 1	41066-18000.....	44- 1

REVISED: SEPTEMBER, 1971

- 84 -

Printed in Japan

PUB NO. C-053E

NISSAN MOTOR CO., LTD.
INDEX (CLASSIFIED BY PARTS NO.)

PART NO.	PAGE	PART NO.	PAGE
.....	46- 1	41125-18411.....	44- 3
41090-18000.....	44- 1	41125-30001.....	44- 3
41100-18000.....	44- 2	41128-18000.....	33-2- 1
41100-18025.....	44- 3	44- 3
41100-18026.....	44- 3	41128-21010.....	44- 2
41101-H1000.....	44- 2	41128-21011.....	41-8- 3
41101-18000.....	44- 2	46- 2
41101-27700.....	44- 2	41128-27700.....	44- 3
41102-18000.....	44- 2	41129-30001.....	33-8- 1
41103-H1000.....	44- 3	41-8- 3
41103-18000.....	44- 2	44- 2
41103-27700.....	44- 2	44- 3
41116-18000.....	44- 3	46- 2
41116-18010.....	44- 2	41130-18000.....	44- 3
.....	44- 3	41131-18000.....	44- 3
41122-18000.....	44- 3	41140-18000.....	44- 4
41122-18010.....	44- 2	41141-18000.....	44- 4
.....	44- 3	41158-18000.....	44- 3
41123-18050.....	44- 3	42013-0101P.....	23- 2
41123-18010.....	44- 2	43000-60150.....	45- 1
.....	44- 3	43000-60151.....	45- 1
41124-18010.....	44- 2	43000-15453.....	45- 1
.....	44- 3	43000-15454.....	45- 1
41124-71610.....	46- 2	43000-18051.....	45- 1
41125-18010.....	44- 2	43000-18052.....	49- 1
.....	44- 3	43000-18053.....	45- 1

REVISED: SEPTEMBER, 1971

- 85 -

Printed in Japan

NISSAN MOTOR CO., LTD.
INDEX (CLASSIFIED BY PARTS NO.)

PART NO.	PAGE	PART NO.	PAGE
4300n-18094,.....	45 = 1	43215-18100,.....	45 = 2
4300n-18151,.....	45 = 1	43215-22500,.....	45 = 2
4300n-18152,.....	45 = 1	43236-18000,.....	45 = 3
4300n-18153,.....	45 = 1	43237-18000,.....	45 = 3
4300n-18154,.....	45 = 1	43239-04100,.....	45 = 2
4301n-00101,.....	45 = 2	43252-18000,.....	45 = 3
4301n-00151,.....	45 = 2	43255-18000,.....	45 = 2
4301n-15403,.....	45 = 2	44000-H0500,.....	46 = 1
4301n-15404,.....	45 = 2	44000-18000,.....	46 = 1
4301n-18001,.....	45 = 1	44000-27700,.....	46 = 1
4301n-18002,.....	45 = 1	44010-H0500,.....	46 = 1
4301n-18003,.....	45 = 1	44010-18000,.....	46 = 1
4301n-18004,.....	45 = 1	44010-27700,.....	46 = 1
4301n-18101,.....	45 = 2	44020-18000,.....	46 = 1
4301n-18102,.....	45 = 2	44020-27700,.....	46 = 1
4301n-18103,.....	45 = 2	44030-18000,.....	46 = 1
4301n-18104,.....	45 = 2	44030-27700,.....	46 = 1
43027-04100,.....	45 = 2	44060-H0100,.....	46 = 1
43034-10601,.....	45 = 2	44060-18000,.....	46 = 1
43034-18100,.....	45 = 2	44070-H0100,.....	46 = 1
43067-18001,.....	45 = 3	44070-18000,.....	46 = 1
43067-H0100,.....	45 = 2	44081-18000,.....	44 = 1
4307n-04101,.....	45 = 2	46 = 1
43095-18000,.....	45 = 2	44082-32200,.....	44 = 1
43704-18000,.....	45 = 3	46 = 2
43715-18000,.....	45 = 2	44083-32200,.....	44 = 1

REVISED: SEPTEMBER, 1971

- 86 -

Printed in Japan

NISSAN MOTOR CO., LTD.
INDEX (CLASSIFIED BY PARTS NO.)

PART NO.	PAGE	PART NO.	PAGE
.....	46 = 2	44149-31700,.....	46 = 3
44084-32201,.....	44 = 1	44149-31710,.....	46 = 3
.....	46 = 2	44150-31700,.....	46 = 3
4409n-18000,.....	46 = 2	44200-18000,.....	46 = 3
44091-18000,.....	46 = 2	44204-18000,.....	46 = 3
44100-H0500,.....	46 = 2	44205-18000,.....	46 = 3
44100-18000,.....	46 = 2	46010-H0100,.....	41-B = 1
44100-18025,.....	46 = 3	46010-H0125,.....	41-B = 4
44100-18026,.....	46 = 3	46010-H0126,.....	41-B = 4
4410n-18000,.....	46 = 2	46010-H1000,.....	41-B = 1
4410n-22010,.....	46 = 2	46010-H1010,.....	41-A = 1
44117-18000,.....	44 = 3	46010-18001,.....	41-A = 1
44117-71200,.....	46 = 2	46010-18025,.....	41-A = 2
44117-31700,.....	46 = 2	46010-18026,.....	41-A = 2
44113-31710,.....	46 = 2	46016-10610,.....	33-A = 1
4411n-18000,.....	46 = 2	41-A = 1
4411n-21910,.....	46 = 2	41-B = 4
44124-31700,.....	46 = 2	46016-12200,.....	33-A = 1
44124-31710,.....	46 = 2	46016-14600,.....	33-A = 1
4412n-18001,.....	46 = 2	46020-E0300,.....	33-A = 1
44141-31700,.....	46 = 2	46020-10611,.....	33-A = 1
44141-31710,.....	46 = 2	41-A = 1
44142-31700,.....	46 = 2	41-B = 4
44147-31710,.....	46 = 3	46020-18000,.....	33-A = 1
44144-18000,.....	46 = 3	46020-28600,.....	33-A = 1
44144-21910,.....	46 = 3	46027-A6900,.....	41-B = 3

REVISED: SEPTEMBER, 1971

- 87 -

Printed in Japan

NISSAN MOTOR CO., LTD.
INDEX (CLASSIFIED BY PARTS NO.)

PUB NO. C-053E

PART NO.	PAGE	PART NO.	PAGE
46027-73010.....	41-B- 3	46073-30800.....	33-A- 2
46032-10610.....	33-A- 2	46074-18010.....	41-A- 1
46032-27260.....	33-A- 2	46075-18010.....	41-A- 1
46032-21011.....	41-B- 3	46075-28511.....	41-B- 1
46042-27260.....	41-B- 3	46076-08700.....	33-A- 1
46042-27260.....	33-A- 2	46076-18010.....	41-A- 1
46050-40110.....	41-B- 2	46076-30800.....	33-A- 2
46056-27260.....	33-A- 2	46077-08710.....	33-A- 1
46056-73010.....	41-B- 1	46078-40110.....	41-B- 2
46057-10610.....	41-B- 3	46078-18010.....	41-A- 1
46061-30000.....	33-A- 1	46079-10610.....	33-A- 2
46062-40110.....	41-B- 1	46079-27260.....	33-A- 2
46062-40110.....	41-B- 1	46080-40110.....	41-B- 2
46063-40111.....	41-B- 2	46081-18010.....	41-A- 2
46063-18010.....	41-A- 1	46090-10600.....	33-A- 1
46064-10610.....	33-A- 1	46090-10610.....	33-A- 1
46064-30002.....	33-A- 1	41-B- 4
46065-10610.....	33-A- 2	46091-10610.....	41-A- 2
46065-15800.....	33-A- 2	46100-27260.....	33-A- 2
46065-18010.....	41-A- 1	41-A- 2
.....	41-B- 2	41-B- 2
46070-27260.....	33-A- 2	46117-25600.....	41-A- 2
.....	41-A- 1	46117-27260.....	41-A- 2
.....	41-B- 2	46118-25600.....	41-A- 2
46073-10610.....	33-A- 2	46118-27260.....	41-A- 2
46073-18010.....	41-A- 1	46119-25600.....	41-A- 2

REVISED: SEPTEMBER, 1971

- 88 -

Printed in Japan

NISSAN MOTOR CO., LTD.
INDEX (CLASSIFIED BY PARTS NO.)

PUB NO. C-053E

PART NO.	PAGE	PART NO.	PAGE
46110-27260.....	41-A- 2	46234-18002.....	47- 1
46121-08700.....	33- 1	46237-18000.....	47- 1
.....	41- 1	47- 3
46121-21001.....	33- 1	46240-18001.....	47- 1
.....	41- 1	46242-40100.....	47- 1
46121-73002.....	33- 1	46242-18001.....	47- 1
.....	41- 1	46280-40100.....	47- 2
46124-35100.....	40-A- 2	46280-40101.....	47- 2
46201-15400.....	47- 3	46280-40200.....	47- 2
46201-18001.....	47- 3	46280-40201.....	47- 2
46201-18002.....	47- 1	46280-40100.....	47- 2
46201-27700.....	47- 1	46280-40102.....	47- 2
46201-61000.....	33-B- 2	46280-40105.....	47- 2
.....	47- 1	46280-40106.....	47- 2
.....	47- 3	46280-40108.....	47- 2
46204-18000.....	33-B- 2	46280-40300.....	47- 2
.....	47- 1	46280-40305.....	47- 2
.....	47- 3	46280-13400.....	47- 2
46210-15401.....	47- 3	46280-15500.....	47- 2
46210-15402.....	47- 3	46280-18000.....	47- 2
46210-27700.....	47- 3	46280-24900.....	47- 2
46210-24900.....	33-B- 2	46280-24901.....	47- 2
46210-24900.....	33-B- 2	46280-24902.....	47- 2
46221-40101.....	47- 1	46290-15403.....	47- 3
46221-18002.....	47- 1	46290-18000.....	47- 3
46221-24900.....	47- 1	46310-15400.....	47- 3

REVISED: SEPTEMBER, 1971

- 89 -

Printed in Japan

NISSAN MOTOR CO., LTD.
INDEX (CLASSIFIED BY PARTS NO.)

PUB NO. C-053E

PART NO.	PAGE	PART NO.	PAGE
46410-18000.....	47- 3	46531-24900.....	53- 1
46413-18000.....	47- 3	46540-H0100.....	33- 1
46413-68201.....	47- 3	46540-18001.....	33- 1
46410-24900.....	53-8- 2	46540-24900.....	33- 1
46410-24901.....	53-8- 2	46540-18000.....	33- 1
46483-18000.....	33- 1	41- 1
.....	41- 1	46570-H0100.....	57- 3
46510-H0100.....	41- 2	73- 3
46510-18000.....	33- 1	85- 2
.....	41- 2	46570-H0120.....	57- 3
46510-18001.....	53- 2	46570-18000.....	57- 3
.....	41- 2	73- 3
46512-H0100.....	41- 2	85- 2
46512-H0101.....	41- 2	46570-24900.....	57- 3
46520-H0100.....	41- 1	73- 3
46520-H0101.....	41- 1	85- 2
46520-H0102.....	41- 1	46570-25700.....	97- 1
46520-H0103.....	41- 1	46585-18001.....	33- 1
46520-18001.....	41- 1	33- 1
46520-24900.....	41- 1	41- 1
46520-27702.....	41- 1	46585-27700.....	33- 1
46520-18000.....	33- 1	41- 2
.....	41- 1	48010-18000.....	49- 1
46531-18001.....	53- 1	48010-20900.....	49- 1
.....	41- 1	48010-24900.....	49- 1
46531-20301.....	41- 1	48010-27700.....	49- 1

REVISED: SEPTEMBER, 1971

- 90 -

Printed in Japan

NISSAN MOTOR CO., LTD.
INDEX (CLASSIFIED BY PARTS NO.)

PUB NO. C-053E

PART NO.	PAGE	PART NO.	PAGE
48011-18000.....	49- 1	48214-18001.....	49- 3
48011-24900.....	49- 1	48215-18000.....	51- 2
48024-18000.....	49- 1	51-A- 1
48024-24900.....	49- 1	48216-18000.....	51- 2
48024-27700.....	49- 1	51-A- 2
48025-18000.....	49- 1	48324-18000.....	49- 3
48031-18000.....	49- 1	48325-18000.....	49- 3
48037-18000.....	49- 2	48326-18000.....	49- 3
48033-18000.....	49- 2	48327-H0100.....	49- 3
48034-18000.....	49- 2	48327-H0110.....	49- 3
48037-18000.....	49- 2	48327-18000.....	49- 3
48050-18000.....	49- 1	48327-20900.....	49- 3
48050-20900.....	49- 1	48327-24900.....	49- 3
48050-27700.....	49- 1	48327-27701.....	50- 4
48054-18000.....	49- 1	48327-27720.....	49- 3
48103-18000.....	49- 2	48400-H0100.....	50- 1
48130-66000.....	49- 2	48400-H0101.....	50- 1
48131-66000.....	49- 2	48400-H0102.....	50- 1
48137-66000.....	49- 2	48400-H0103.....	50- 1
48137-66000.....	49- 2	48400-H0500.....	50- 1
48134-66000.....	49- 2	48400-H0501.....	50- 1
48134-66000.....	49- 2	48400-H0502.....	50- 1
48137-18000.....	49- 1	48400-H0503.....	50- 1
48137-61500.....	49- 1	48400-18002.....	50- 1
48701-18000.....	49- 2	48400-25710.....	50-A- 1
48704-18000.....	49- 2	48400-27700.....	50- 1

REVISED: SEPTEMBER, 1971

- 91 -

Printed in Japan

PART NO.	PAGE	PART NO.	PAGE
48400-27701.....	50- = 1	48451-H0110.....	50- = 2
48400-27703.....	50- = 1	48451-14800.....	50-A- 1
48419-25710.....	50-A- 1	48451-18010.....	50- = 2
48420-H0110.....	50- = 2	48451-27710.....	50- = 2
48420-H0111.....	50- = 2	48452-H0110.....	50- = 2
48420-H0510.....	50- = 2	48452-18010.....	50- = 2
48420-H0511.....	50- = 2	48452-27710.....	50- = 2
48420-18010.....	50- = 2	48459-18010.....	50- = 2
48420-27711.....	50- = 2	48460-25710.....	50-A- 1
48422-18010.....	50- = 3	48463-22000.....	50-A- 1
48422-25710.....	50-A- 1	48466-12905.....	50-A- 1
48422-27726.....	50- = 3	48470-H0120.....	50- = 3
48424-18010.....	50- = 2	48470-25701.....	50-A- 1
48424-27710.....	50- = 2	48471-18050.....	50- = 3
48424-18010.....	50- = 3	48471-24950.....	50- = 3
48425-22000.....	50-A- 1	48471-27751.....	50- = 3
4842A-73000.....	50- = 3	48473-H0120.....	50- = 3
48427-27710.....	50- = 3	48474-20200.....	50-A- 1
48429-18010.....	50- = 1	48495-25710.....	50-A- 1
48429-27710.....	50- = 1	48496-A0610.....	50- = 3
48430-18010.....	50- = 1	48496-H0110.....	50- = 3
48431-18010.....	50- = 2	48496-21010.....	50- = 3
48431-21010.....	50- = 2	48498-H0110.....	50- = 3
48431-27710.....	50- = 3	48498-H0510.....	50- = 3
48441-12905.....	50-A- 1	48498-27710.....	50- = 3
48441-25710.....	50-A- 1	48498-27711.....	50- = 3

PART NO.	PAGE	PART NO.	PAGE
48502-18000.....	49- = 2	48526-18000.....	51- = 1
.....	51- = 1	51- = 2
48502-24900.....	49- = 2	51-A- 1
.....	51-A- 1	51-A- 2
48510-H0100.....	51- = 2	48530-18001.....	51- = 1
.....	51-A- 2	48530-24900.....	51-A- 1
48510-18000.....	51- = 2	48541-10600.....	51- = 1
.....	51-A- 2	51-A- 1
48510-18001.....	51- = 2	48541-18000.....	51- = 1
.....	51-A- 2	51-A- 1
48512-18000.....	51- = 2	48544-18000.....	51- = 1
.....	51-A- 2	51-A- 1
48514-18000.....	51- = 3	48545-18000.....	51- = 1
.....	51-A- 3	51-A- 1
48520-18000.....	51- = 2	48546-18002.....	51- = 1
.....	51-A- 2	51-A- 1
48520-18001.....	51- = 2	48547-18001.....	51- = 1
.....	51-A- 2	51-A- 1
48521-18000.....	51- = 2	48548-18000.....	51- = 1
.....	51-A- 2	51-A- 1
48521-18001.....	51- = 2	48551-18001.....	51- = 1
.....	51-A- 2	51-A- 1
48527-18000.....	51- = 1	48557-18000.....	51- = 1
.....	51- = 2	51-A- 1
.....	51-A- 1	48560-H0100.....	51- = 1
.....	51-A- 2	48560-H0500.....	51- = 1

NISSAN MOTOR CO., LTD.
 INDEX (CLASSIFIED BY PARTS NO.)

PART NO.	PAGE	PART NO.	PAGE
..... 51-A- 1	 91-B- 1	
48560-18000..... 51- = 1		48750-22001..... 90- = 4	
48560-18001..... 51- = 1	 88-B- 1	
48560-24900..... 51-A- 1	 80-B- 1	
48560-24901..... 51-A- 1	 91-B- 1	
48630-H0100..... 51- = 2			
..... 51-A- 2			
48630-18000..... 51- = 2			
..... 51-A- 2			
48630-18001..... 51- = 2			
..... 51-A- 2			
48640-18000..... 51- = 2			
..... 51-A- 2			
48640-18001..... 51- = 2			
..... 51-A- 2			
48641-18000..... 51- = 2			
..... 51-A- 2			
48641-18001..... 51- = 2			
..... 51-A- 2			
48700-22001..... 50- = 4			
..... 68-B- 1			
..... 0C-B- 1			
..... 51-B- 1			
48750-A6900..... 50- = 4			
..... 0F-B- 1			
..... 0D-B- 1			

REVISED: SEPTEMBER, 1971

- 94 -

Printed in Japan

 NISSAN MOTOR CO., LTD.
 INDEX (CLASSIFIED BY PARTS NO.)

PART NO.	PAGE	PART NO.	PAGE
50000			
..... 42- = 3		44042-18000..... 42- = 3	
..... 42- = 3		44042-18001..... 42- = 3	
44010-18000..... 42- = 2		44042-18012..... 42- = 3	
44010-18002..... 42- = 2		44043-18000..... 42- = 4	
44011-18000..... 42- = 2		44043-18001..... 42- = 4	
44011-18011..... 42- = 3		44044-18012..... 42- = 4	
44012-18000..... 42- = 3		44054-18011..... 42- = 4	
44012-18012..... 42- = 3		44210-18000..... 42- = 4	
44013-18000..... 42- = 3		44210-18001..... 42- = 4	
44013-18001..... 42- = 3		44220-18000..... 42- = 6	
44013-18012..... 42- = 3		44220-18001..... 42- = 6	
44014-18000..... 42- = 3		44221-18012..... 42- = 4	
44014-18001..... 42- = 3		44225-18000..... 42- = 6	
44014-18012..... 42- = 3		44225-27700..... 42- = 6	
44015-18000..... 42- = 3		44310-18000..... 42- = 4	
44015-18001..... 42- = 3		44310-18000..... 42- = 4	
44015-18012..... 42- = 3	 42- = 5	
44016-18000..... 42- = 3		44317-18000..... 42- = 5	
44014-18001..... 42- = 3		44318-18000..... 42- = 5	
44014-18012..... 42- = 3		44321-18000..... 42- = 5	
44031-18000..... 42- = 4		44322-18000..... 42- = 8	
44031-18013..... 42- = 4		44325-18000..... 42- = 9	
44031-18014..... 42- = 4		44326-18000..... 42- = 8	
44034-18002..... 42- = 4		44327-18000..... 42- = 9	
44034-18000..... 42- = 4		44410-18000..... 42- = 5	
44034-18012..... 42- = 4		44411-18000..... 42- = 5	

REVISED: SEPTEMBER, 1971

- 95 -

Printed in Japan

NISSAN MOTOR CO., LTD.
 INDEX (CLASSIFIED BY PARTS NO.)

PART NO.	PAGE	PART NO.	PAGE
5442-18001.....	42- 6 80- 1	
54421-18001.....	42- 6 90- 5	
54437-18000.....	42- 5101- 2	
54434-18000.....	42- 6	54902-18007.....	42- 5
54434-18001.....	42- 6	54902-18003.....	42- 5
54435-18000.....	42- 6 80- 1	
54434-18000.....	42- 6 80- 1	
54441-18000.....	42- 6 90- 5	
54450-18001.....	42- 5101- 2	
54451-18000.....	42- 5	54903-18002.....	42- 5
54452-18000.....	42- 5	54903-18003.....	42- 5
54460-18000.....	42- 5 80- 1	
54470-18000.....	42- 7 80- 1	
54470-18050.....	42- 7 90- 5	
54471-18000.....	42- 7101- 2	
54471-18050.....	42- 7	54932-180100.....	42- 7
54472-18000.....	42- 7	54932-18050.....	42- 7
54473-18000.....	42- 8101- 2	
54481-18000.....	42- 7	54933-18050.....	42- 7
54491-18001.....	42- 9101- 2	
54492-18000.....	42- 6	54630-18000.....	42- 7
54500-18001.....	42- 1	55020-15403.....	48- 2
..... 80- 1		55020-15404.....	48- 2
..... 90- 5		55020-18002.....	48- 1
.....101- 2		55020-18003.....	48- 1
54501-18001.....	42- 1	55020-18101.....	48- 1

REVISED: SEPTEMBER, 1971.

- 96 -

Printed in Japan

 NISSAN MOTOR CO., LTD.
 INDEX (CLASSIFIED BY PARTS NO.)

PART NO.	PAGE	PART NO.	PAGE
55020-18102.....	48- 1	55023-15403.....	48- 3
55020-25700.....	48- 1	55023-15404.....	48- 3
..... 48- 3		55023-15410.....	48- 3
55021-15403.....	48- 2	55023-15411.....	48- 3
55021-15404.....	48- 2	55023-18003.....	48- 1
55021-15410.....	48- 3	55023-18013.....	48- 1
55021-15411.....	48- 3	55023-18101.....	48- 2
55021-18003.....	48- 1	55023-18102.....	48- 2
55021-18012.....	48- 1	55023-18112.....	48- 2
55021-18013.....	48- 1 48- 2	
55021-18101.....	48- 2	55023-25700.....	48- 3
55021-18102.....	48- 1	55024-15403.....	48- 3
55021-18112.....	48- 1	55024-15404.....	48- 3
55021-25700.....	48- 3	55024-15410.....	48- 3
55022-15403.....	48- 2	55024-15411.....	48- 3
55022-15404.....	48- 3	55024-18101.....	48- 2
55022-15410.....	48- 2	55024-18102.....	48- 2
55022-15411.....	48- 3	55024-18112.....	48- 2
55022-18002.....	48- 1	55040-32200.....	42- 4
55022-18003.....	48- 1	55041-10605.....	48- 4
55022-18012.....	48- 1	55045-15401.....	48- 5
55022-18013.....	48- 1	55045-18000.....	48- 5
55022-18101.....	48- 2	55045-18100.....	48- 5
55022-18102.....	48- 2	55046-18000.....	48- 5
55022-18112.....	48- 2	55047-15401.....	48- 5
55022-25700.....	48- 3	55047-18000.....	48- 5

REVISED: SEPTEMBER, 1971

- 97 -

Printed in Japan

NISSAN MOTOR CO., LTD.
 INDEX (CLASSIFIED BY PARTS NO.)

PART NO.	PAGE	PART NO.	PAGE
55040-15403.....	48- 4	55205-15400.....	90- 5
55040-18003.....	48- 4	90- 5
55040-18010.....	48- 4	55205-18101.....	80- 1
55040-18011.....	48- 4	55207-15401.....	90- 5
55040-18110.....	48- 4	55207-18000.....	68- 1
55053-13210.....	48- 4	80- 1
.....	48- 4	55207-24800.....	68- 1
55054-18002.....	48- 6	55218-18000.....	48- 5
55054-18100.....	48- 6	55219-18001.....	48- 5
55056-04100.....	48- 4	55220-18000.....	48- 5
55056-18003.....	48- 4	55221-18000.....	48- 5
55056-18004.....	48- 4	55224-18000.....	48- 5
55056-18010.....	48- 4	55240-18003.....	48- 6
55056-18011.....	48- 4	55240-18100.....	48- 6
55057-15403.....	48- 4	55242-15400.....	90- 5
55057-15410.....	48- 4	55242-15401.....	48- 6
55057-18003.....	48- 3	55243-15402.....	48- 6
55057-18011-01....	48- 3	55243-18002.....	48- 6
55057-18012.....	48- 4	55243-18101.....	48- 6
55057-18101.....	48- 4	55245-15400.....	90- 5
55057-18111-01....	48- 4	55245-15401.....	48- 6
55057-25700.....	48- 4	55247-18001.....	48- 6
55203-15401.....	90- 5	55247-18100.....	48- 6
55203-18000.....	68- 1	55262-18001.....	48- 5
.....	80- 1	55266-18001.....	48- 5
55203-24800.....	68- 1	56110-15425.....	42- 8

 NISSAN MOTOR CO., LTD.
 INDEX (CLASSIFIED BY PARTS NO.)

PART NO.	PAGE	PART NO.	PAGE
56110-18025.....	42- 8	60000	
56127-18000.....	42- 8		
.....	48- 7	62303-00100.....	81- 1
56123-18000.....	48- 7	62303-00100.....	52- 1
56124-18000.....	42- 8	69- 1
.....	48- 6	62303-15401.....	81- 1
56125-18100.....	48- 6	62303-18002.....	52- 1
56210-15425.....	42- 6	69- 1
56210-18026.....	48- 6	62303-25700.....	93- 1
56210-18027.....	48- 6	62303-25701.....	93- 1
56210-18028.....	48- 6	62303-27700.....	52- 1
56210-18126.....	48- 6	69- 1
56223-18101.....	48- 7	62303-27701.....	52- 1
57210-15400.....	91- 1	69- 1
57210-18000.....	80- 5	62309-89900.....	52- 1
.....	110- 2	69- 1
57210-18101.....	80-A- 1	62311-18025.....	52- 2
57211-15401.....	91- 1	69- 2
57211-18100.....	80-A- 1	62311-25725.....	114- 1
57214-18100.....	80-A- 1	62311-27725.....	52- 2
57215-18100.....	80-A- 1	69- 2
57216-18100.....	80-A- 1	81- 1
.....	91- 1	62311-27726.....	52- 2
		69- 2
		81- 1
		62312-25700.....	114- 1

NISSAN MOTOR CO., LTD.
 INDEX (CLASSIFIED BY PARTS NO.)

PART NO.	PAGE	PART NO.	PAGE
62500-15401.....	82- = 1 93- = 2	
62500-15500.....	82- = 1	62533-10600.....	83- = 1
62500-18001.....	53- = 1 70- = 1	
..... 68- = 1		62601-18030.....	53- = 1
..... 70- = 1	 68- = 1	
..... 80- = 1	 70- = 1	
62500-24900.....	53- = 1 82- = 1	
..... 70- = 1		62601-20900.....	68- = 1
..... 82- = 1	 80- = 1	
62500-27700.....	53- = 1	62601-25700.....	93- = 2
..... 70- = 1		62610-18000.....	52- = 4
..... 82- = 1	 69- = 4	
..... 93- = 2	 81- = 3	
62500-27701.....	53- = 1	62651-15400.....	81- = 1
..... 70- = 1		62651-15401.....	81- = 2
62511-18001.....	53- = 1	62651-18001.....	52- = 2
..... 68- = 1	 69- = 2	
..... 70- = 1		62651-18200.....	52- = 2
..... 90- = 1	 69- = 2	
..... 92- = 1		62651-18201.....	52- = 2
..... 93- = 2	 69- = 2	
62511-18001.....	53- = 1	62651-25701.....	93- = 1
..... 68- = 1		62651-27700.....	52- = 2
..... 70- = 1	 69- = 2	
..... 90- = 1		62651-27701.....	52- = 2
..... 92- = 1	 69- = 2	

 NISSAN MOTOR CO., LTD.
 INDEX (CLASSIFIED BY PARTS NO.)

PART NO.	PAGE	PART NO.	PAGE
62652-15400.....	81- = 2 69- = 4	
62652-15401.....	81- = 2 81- = 2	
62652-18001.....	52- = 2	62656-25700.....	93- = 1
..... 69- = 2		62663-15400.....	81- = 2
62652-18200.....	52- = 3 81- = 3	
..... 69- = 3		62663-15401.....	81- = 2
62652-18201.....	52- = 3 81- = 3	
..... 69- = 3		62663-18000.....	52- = 3
62652-27700.....	52- = 2 52- = 4	
..... 69- = 2	 60- = 5	
62652-27701.....	52- = 3 60- = 6	
..... 69- = 3	 69- = 3	
62653-18001.....	52- = 3 69- = 4	
..... 69- = 3	 78- = 5	
62653-27700.....	52- = 3 78- = 5	
..... 69- = 3	 93- = 1	
..... 81- = 2	 93- = 1	
62654-18000.....	52- = 3 109- = 1	
..... 69- = 3	 109- = 1	
..... 61- = 2		62665-18001.....	52- = 3
62654-25700.....	93- = 1 69- = 3	
62655-18001.....	52- = 4 81- = 2	
..... 69- = 4		62665-25700.....	93- = 1
..... 81- = 2		62666-18001.....	52- = 3
62655-25700.....	93- = 1 69- = 3	
62656-18001.....	52- = 4 81- = 2	

NISSAN MOTOR CO., LTD.
 INDEX (CLASSIFIED BY PARTS NO.)

PART NO.	PAGE	PART NO.	PAGE
62466-29700.....	93- = 1 70- = 2	
62470-18200.....	92- = 3 82- = 1	
..... 69- = 3	 94- = 1	
62471-18000.....	92- = 3	63100-18030.....	53- = 1
..... 69- = 3	 70- = 1	
..... 81- = 2		63100-20930.....	53- = 1
..... 93- = 2	 70- = 1	
..... 109- = 2		63100-20933.....	53- = 1
62471-18200.....	92- = 3 70- = 1	
..... 69- = 3		63100-27732.....	53- = 1
62474-18200.....	60- = 5 70- = 1	
63100-60200.....	53- = 2	63101-60200.....	53- = 2
..... 70- = 2	 70- = 2	
..... 82- = 1	 82- = 1	
..... 94- = 1	 94- = 1	
63100-60225.....	53- = 2	63101-60225.....	53- = 2
..... 70- = 2	 70- = 2	
..... 82- = 1	 82- = 1	
..... 94- = 1	 94- = 1	
63100-60305.....	94- = 1	63101-60305.....	94- = 1
63100-15430.....	70- = 1	63101-15431.....	53- = 2
63100-15431.....	53- = 1 70- = 2	
63100-15530.....	53- = 2	63101-15530.....	53- = 2
..... 70- = 2	 70- = 2	
..... 82- = 1	 82- = 1	
63100-15533.....	53- = 2	63101-15533.....	53- = 2

 NISSAN MOTOR CO., LTD.
 INDEX (CLASSIFIED BY PARTS NO.)

PART NO.	PAGE	PART NO.	PAGE
..... 70- = 2	 94- = 1	
..... 82- = 1		63824-18000.....	52- = 5
..... 94- = 1	 69- = 5	
63101-18030.....	53- = 2 81- = 3	
..... 70- = 2	 94- = 2	
63101-20930.....	53- = 2	63825-18000.....	52- = 5
..... 70- = 2	 69- = 5	
63101-20933.....	53- = 2 81- = 3	
..... 70- = 2	 94- = 2	
63101-27732.....	53- = 2	63826-18000.....	52- = 5
..... 70- = 2	 69- = 5	
63120-18000.....	68- = 11 81- = 3	
..... 80- = 7	 94- = 2	
63121-18000.....	68- = 11	63841-18025.....	52- = 6
..... 80- = 7	 69- = 5	
63810-18000.....	53- = 3 81- = 4	
..... 70- = 2		63841-20900.....	52- = 6
..... 82- = 2	 69- = 5	
..... 94- = 1	 81- = 4	
63822-60100.....	52- = 5 114- = 1	
..... 69- = 5		63843-18200.....	114- = 1
..... 81- = 3		63843-18225.....	52- = 6
..... 94- = 1	 69- = 6	
63827-18000.....	52- = 5 114- = 1	
..... 69- = 5		63849-18000.....	52- = 6
..... 81- = 3	 52- = 6	

NISSAN MOTOR CO., LTD.
INDEX (CLASSIFIED BY PARTS NO.)

PUB NO. C-053E

PART NO.	PAGE	PART NO.	PAGE
..... 60- = 3	64101-18030.....	53- = 3	
..... 60- = 3	64101-18031.....	53- = 3	
..... 60- = 4	70- = 3	
..... 69- = 5	82- = 2	
..... 69- = 6	64101-24900.....	53- = 3	
..... 78- = 4	70- = 3	
..... 78- = 4	82- = 2	
..... 81- = 4	64801-18002.....	53- = 3	
..... 114- = 1	70- = 3	
..... 114- = 1	64801-18003.....	53- = 3	
..... 114- = 1	70- = 3	
64100-H0100.....	53- = 3	82- = 2	
..... 70- = 3	94- = 2	
..... 82- = 2	64802-18002.....	53- = 3	
..... 94- = 1	70- = 3	
64100-18030.....	53- = 3	64802-18003.....	53- = 3
64100-18031.....	53- = 3	70- = 3
..... 70- = 3	82- = 2	
64100-24900.....	53- = 3	94- = 2
..... 70- = 3	64803-18000.....	53- = 4	
..... 82- = 2	70- = 3	
64100-27700.....	82- = 2	82- = 2
64101-H0100.....	53- = 3	94- = 2
..... 70- = 3	64821-32200.....	103-A = 2	
..... 82- = 2	65100-18030.....	53- = 4	
..... V4- = 1	70- = 3	

REVISED SEPTEMBER, 1971

-104-

Printed in Japan

NISSAN MOTOR CO., LTD.
INDEX (CLASSIFIED BY PARTS NO.)

PUB NO. C-053E

PART NO.	PAGE	PART NO.	PAGE
..... 87- = 2	70- = 4	
..... 94- = 3	82- = 3	
65100-24900.....	53- = 4	94- = 3
.....	70- = 3	65433-18000.....	53- = 4
.....	82- = 2	70- = 4
65157-18001.....	53- = 3	82- = 3
.....	70- = 2	94- = 2
.....	82- = 2	65510-18001.....	53- = 4
.....	94- = 1	70- = 3
65150-18000.....	53- = 3	82- = 2
.....	70- = 3	94- = 3
.....	82- = 2	65601-18000.....	54- = 1
.....	94- = 1	71- = 1
65401-H0100.....	53- = 4	83- = 1
.....	70- = 4	95- = 1
.....	82- = 3	65601-18001.....	54- = 1
.....	94- = 3	71- = 1
65401-H0101.....	53- = 4	83- = 1
.....	70- = 4	95- = 1
.....	82- = 3	65601-18002.....	54- = 1
.....	V4- = 3	71- = 1
65401-18000.....	53- = 4	83- = 1
.....	70- = 4	95- = 1
.....	82- = 3	65601-24900.....	54- = 1
.....	V4- = 3	71- = 1
65407-18000.....	53- = 4	83- = 1

REVISED SEPTEMBER, 1971

-105-

Printed in Japan

NISSAN MOTOR CO., LTD.
INDEX (CLASSIFIED BY PARTS NO.)

PUB NO. C-053E

PART NO.	PAGE	PART NO.	PAGE
65601-24901.....	54- 1	65714-18000.....	94- 2
.....	71- 1	71- 2
.....	83- 1	83- 1
65601-24902.....	54- 1	95- 1
.....	71- 1	65715-18601.....	53- 4
.....	83- 1	70- 3
65610-18000.....	54- 1	82- 3
.....	71- 1	94- 3
.....	83- 1	65810-27700.....	53- 3
.....	95- 1	70- 3
65610-21000.....	54- 1	94- 2
.....	71- 1	66100-24800.....	68- 4
.....	83- 1	66100-25700.....	102- 1
.....	95- 1	66101-24800.....	68- 4
65610-21400.....	54- 1	66101-25700.....	102- 1
.....	71- 1	66103-18230.....	68- 4
65610-24900.....	54- 1	80- 3
.....	71- 1	66104-18230.....	68- 4
.....	93- 1	80- 3
65710-18000.....	54- 2	66110-24800.....	68- 6
.....	71- 2	66111-24800.....	68- 6
.....	83- 1	66112-18000.....	68- 6
.....	95- 1	80- 4
65710-24900.....	54- 2	90- 3
.....	71- 2	102- 1
.....	83- 1	66113-18000.....	68- 6

REVISED: SEPTEMBER, 1971

-106-

Printed in Japan

NISSAN MOTOR CO., LTD.
INDEX (CLASSIFIED BY PARTS NO.)

PUB NO. C-053E

PART NO.	PAGE	PART NO.	PAGE
.....	80- 4	66507-18000.....	57- 3
.....	90- 3	72- 1
.....	102- 1	84- 1
66171-01500.....	77- 1	96- 1
66180-18030.....	53- 5	66801-18001.....	53- 4
.....	70- 2	70- 4
.....	76- 4	82- 3
.....	90- 1	96- 1
.....	97- 4	66900-18201.....	55- 1
.....	98- 1	72- 1
66180-24930.....	68- 2	66900-24900.....	55- 1
.....	80- 2	72- 1
66300-25700.....	76- 1	66900-25700.....	98- 2
66501-18001.....	57- 3	66900-25701.....	98- 2
.....	72- 1	66900-27700.....	55- 1
.....	84- 1	72- 2
.....	76- 1	84- 1
66503-18001.....	77- 3	66900-27701.....	55- 1
.....	72- 1	72- 2
.....	84- 1	84- 1
.....	76- 1	66900-27702.....	55- 2
66504-18001.....	76- 1	72- 2
66507-18101.....	57- 3	84- 1
.....	72- 1	66900-27703.....	55- 2
.....	84- 1	72- 2
.....	96- 1	84- 1

REVISED: SEPTEMBER, 1971

-107-

Printed in Japan

NISSAN MOTOR CO., LTD.
 INDEX (CLASSIFIED BY PARTS NO.)

PART NO.	PAGE	PART NO.	PAGE
66900-27704.....	55 = 2	67100-18030.....	53 = 5
.....	72 = 2	68 = 1
66900-27705.....	55 = 1	70 = 4
.....	72 = 2	80 = 1
66900-27706.....	55 = 2	67100-24900.....	53 = 5
.....	72 = 2	70 = 5
66900-27707.....	55 = 2	80 = 1
.....	72 = 2	67100-25700.....	97 = 1
66901-18201.....	55 = 1	67100-27700.....	53 = 5
.....	72 = 2	68 = 1
66901-24900.....	55 = 1	70 = 5
.....	72 = 2	80 = 1
66901-25700.....	98 = 2	82 = 4
66901-25701.....	98 = 2	67100-27702.....	53 = 5
66901-27704.....	55 = 2	70 = 5
.....	72 = 2	82 = 4
66901-27705.....	55 = 2	67811-H0500.....	82 = 3
.....	72 = 2	97 = 1
66901-27706.....	55 = 2	67811-18000.....	53 = 4
.....	72 = 2	70 = 4
66901-27707.....	55 = 2	67811-20900.....	82 = 3
.....	72 = 2	97 = 1
67100-H0100.....	53 = 5	67811-24900.....	53 = 4
.....	70 = 5	82 = 3
.....	72 = 4	67900-18001.....	55 = 1
67100-H0120.....	53 = 5	72 = 1

 NISSAN MOTOR CO., LTD.
 INDEX (CLASSIFIED BY PARTS NO.)

PART NO.	PAGE	PART NO.	PAGE
.....	84 = 1	68100-18030.....	57 = 1
67900-20900.....	55 = 1	73 = 1
.....	72 = 1	85 = 1
.....	98 = 2	68100-24900.....	57 = 1
67900-24900.....	55 = 1	57 = 1
.....	72 = 1	73 = 1
.....	84 = 1	68100-25700.....	97 = 1
67900-27700.....	55 = 1	68100-27700.....	57 = 1
.....	72 = 1	73 = 1
.....	84 = 1	85 = 1
.....	98 = 2	68100-27701.....	57 = 1
67901-18000.....	55 = 1	73 = 1
.....	72 = 1	68600-18001.....	73 = 2
.....	98 = 2	68600-18002.....	57 = 2
67901-24900.....	55 = 1	73 = 2
.....	72 = 1	85 = 1
.....	84 = 1	68600-24900.....	57 = 2
67902-18000.....	55 = 1	73 = 2
.....	72 = 1	85 = 1
.....	84 = 1	68607-18001.....	57 = 2
67931-08700.....	55 = 1	73 = 2
.....	72 = 1	85 = 1
.....	84 = 1	68610-18001.....	57 = 2
.....	98 = 2	73 = 2
68100-15500.....	73 = 1	68610-18002.....	57 = 2
.....	85 = 1	73 = 2

NISSAN MOTOR CO., LTD.
 INDEX (CLASSIFIED BY PARTS NO.)

PUB NO. C-053E

PART NO.	PAGE	PART NO.	PAGE
..... 85- = 1	 73- = 2	
68410-24900..... 57- = 2	 85- = 2	
..... 73- = 2		68910-00100..... 85- = 1	
..... 85- = 1		68910-00200..... 85- = 1	
68622-18000..... 57- = 2		68910-18200..... 57- = 1	
..... 73- = 2	 73- = 1	
..... 85- = 1		68910-24920..... 57- = 1	
68431-25800..... 98- = 1	 73- = 1	
..... 115- = 1		68910-25700..... 98- = 1	
68432-25700..... 98- = 1		68910-27701..... 57- = 1	
68433-25701..... 98- = 1	 73- = 1	
..... 115- = 1		68910-27702..... 57- = 1	
68443-18000..... 57- = 2	 73- = 1	
..... 73- = 2		68920-18200..... 57- = 3	
..... 85- = 1	 73- = 3	
68443-35000..... 84- = 3		68920-25701..... 98- = 1	
68410-18000..... 57- = 2		68921-18200..... 57- = 3	
..... 73- = 2	 73- = 3	
..... 85- = 2		68927-25700..... 98- = 1	
..... 98- = 1		68940-18002..... 57- = 2	
68420-18000..... 57- = 2	 73- = 2	
..... 73- = 2	 85- = 1	
68420-18200..... 57- = 3		68940-24900..... 57- = 2	
..... 73- = 2	 73- = 2	
..... 85- = 2	 85- = 1	
68471-10600..... 57- = 2		68960-25700..... 98- = 1	

REVISED: SEPTEMBER, 1971

-110-

Printed in Japan

 NISSAN MOTOR CO., LTD.
 INDEX (CLASSIFIED BY PARTS NO.)

PUB NO. C-053E

PART NO.	PAGE	PART NO.	PAGE
68981-27700..... 57- = 3			
..... 73- = 3		70000	
		72103-18000..... 68- = 2	
	 80- = 2	
	 90- = 1	
		72103-25700..... 102- = 1	
		72104-18000..... 68- = 2	
	 80- = 2	
	 90- = 1	
		72104-25700..... 102- = 1	
		72114-25700..... 102- = 1	
		72115-25700..... 102- = 1	
		72120-25700..... 102- = 1	
		72121-25800..... 102- = 1	
		72122-15401..... 90- = 2	
		72122-18000..... 68- = 6	
	 80- = 4	
		72122-24800..... 68- = 6	
		72123-15401..... 90- = 3	
		72123-18000..... 68- = 6	
	 80- = 4	
		72123-24800..... 68- = 6	
		72610-00100..... 81- = 4	
	 81- = 4	
		72610-15400..... 81- = 4	
	 81- = 4	

REVISED: SEPTEMBER, 1971

-111-

Printed in Japan

PART NO.	PAGE	PART NO.	PAGE
72610-19500.....	81- = 4	72611-25800.....	99- = 1
72610-20900.....	96- = 1	72612-18200.....	56- = 1
.....	69- = 6	69- = 6
72610-25700.....	99- = 1	72612-25800.....	99- = 1
72613-00100.....	81- = 4	72613-18200.....	56- = 1
72613-H0100.....	96- = 1	69- = 6
.....	69- = 6	72613-25800.....	99- = 1
72613-H0101.....	96- = 1	72614-13600.....	56- = 1
.....	69- = 6	60- = 2
72613-H0300.....	99- = 1	69- = 6
72613-15400.....	81- = 4	78- = 1
72613-15500.....	81- = 4	99- = 1
72613-18000.....	56- = 1	72615-18200.....	56- = 1
.....	69- = 6	69- = 6
72613-18200.....	56- = 1	72615-25800.....	99- = 1
.....	69- = 6	72616-18200.....	56- = 1
72613-20900.....	56- = 1	69- = 6
.....	69- = 6	72616-25800.....	99- = 1
72613-20901.....	56- = 1	73100-24930.....	68- = 2
.....	69- = 6	73102-15401.....	90- = 1
72613-25800.....	99- = 1	73102-15431.....	90- = 1
72610-18200.....	56- = 1	73102-18030.....	68- = 1
.....	69- = 6	73102-18100.....	80- = 1
72610-25800.....	99- = 1	73102-25700.....	100- = 1
72611-18200.....	56- = 1	73200-15500.....	90- = 1
.....	69- = 6	73200-18050.....	68- = 2

PART NO.	PAGE	PART NO.	PAGE
.....	80- = 2	73910-16100.....	74- = 1
73200-18051.....	68- = 2	73910-25700.....	100- = 1
.....	80- = 2	73910-27700.....	58- = 1
73200-25750.....	100- = 1	59- = 1
73200-27750.....	68- = 2	73910-27701.....	58- = 1
.....	80- = 2	59- = 1
73204-15400.....	90- = 1	73910-27800.....	74- = 1
73250-18100.....	80- = 2	73910-27801.....	74- = 1
73250-25700.....	100- = 1	73911-H0300.....	100- = 1
73251-18050.....	68- = 2	73911-25800.....	100- = 1
73251-18052.....	68- = 2	73912-H0300.....	100- = 1
73263-18101.....	80- = 2	73912-25800.....	100- = 1
.....	80- = 2	73913-H0300.....	100- = 2
73271-25700.....	104- = 1	73913-25800.....	100- = 2
73272-25700.....	104- = 1	73914-H0300.....	100- = 2
73332-24800.....	68- = 2	73914-25800.....	100- = 2
73332-25700.....	100- = 1	73915-H0300.....	100- = 2
73333-24800.....	68- = 2	73915-25800.....	100- = 2
73333-25700.....	100- = 1	73916-H0300.....	100- = 2
73334-H0300.....	100- = 1	73916-25800.....	100- = 2
73334-25700.....	100- = 1	73917-25800.....	100- = 2
73335-H0300.....	100- = 1	73917-25801.....	100- = 2
73335-25700.....	100- = 1	73921-25700.....	100- = 1
73910-00100.....	84- = 2	73921-27700.....	58- = 1
73910-15400.....	84- = 2	59- = 1
73910-18000.....	58- = 1	73940-H1101.....	56- = 1

NISSAN MOTOR CO., LTD.
INDEX (CLASSIFIED BY PARTS NO.)

PUB NO. C-053E

PART NO.	PAGE	PART NO.	PAGE
..... 59 - 1		74300-25130..... 68 - 7	
..... 74 - 1		74300-25131..... 68 - 8	
..... 100 - 2		74300-25132..... 68 - 8	
73945-H1000..... 58 - 1		74300-25701..... 101 - 1	
..... 74 - 1		74300-27736..... 68 - 7	
73951-18100..... 74 - 1		74300-27737..... 68 - 8	
73952-18100..... 74 - 1		74300-27800..... 80 - 5	
73961-80100..... 84 - 2		74300-27804..... 80 - 5	
73961-15400..... 84 - 2		74310-18000..... 68 - 8	
73961-18000..... 58 - 1	 80 - 5	
..... 59 - 1		74310-18200..... 68 - 8	
73961-18100..... 74 - 1	 80 - 5	
74300-H0500..... 68 - 8		74310-24801..... 68 - 8	
74300-H0600..... 68 - 8	 90 - 4	
74300-15500..... 90 - 3	 101 - 1	
..... 90 - 3		74310-24900..... 68 - 8	
74300-15501..... 90 - 3	 80 - 5	
74300-18030..... 80 - 5		74320-15400..... 84 - 2	
74300-18100..... 80 - 5		74320-20901..... 68 - 8	
74300-18101..... 80 - 5	 80 - 5	
74300-20902..... 68 - 8		74320-25100..... 68 - 8	
74300-20931..... 68 - 7		74321-20901..... 68 - 8	
74300-20933..... 80 - 5	 80 - 5	
74300-24901..... 68 - 8		74321-24801..... 90 - 4	
..... 68 - 8	 101 - 1	
..... 80 - 5		74321-25100..... 68 - 8	

REVISED: SEPTEMBER, 1971

-114-

Printed in Japan

NISSAN MOTOR CO., LTD.
INDEX (CLASSIFIED BY PARTS NO.)

PUB NO. C-053E

PART NO.	PAGE	PART NO.	PAGE
74330-18000..... 80 - 5		74521-25700..... 104 - 1	
74330-18002..... 80 - 8		74526-18100..... 74 - 5	
..... 90 - 4		74540-15400..... 89 - 1	
..... 101 - 1		74800-18000..... 68 - 9	
74330-20300..... 68 - 8	 80 - 5	
74331-18000..... 80 - 5	 90 - 4	
74331-18002..... 80 - 8	 101 - 1	
..... 90 - 4		74810-H0100..... 68 - 10	
..... 101 - 1	 80 - 6	
74340-12161..... 94 - 2	 90 - 4	
74360-73000..... 101 - A - 1	 101 - 1	
74500-15400..... 90 - 4		74810-H0101..... 68 - 10	
74500-15450..... 90 - 4		74810-H0300..... 101 - 1	
74500-18030..... 80 - 8		74810-18030..... 68 - 10	
74500-18100..... 80 - 5	 80 - 5	
74500-24830..... 80 - 9		74810-18032..... 68 - 10	
74500-25130..... 80 - 9	 80 - 5	
74500-25700..... 101 - 1	 90 - 4	
74500-27730..... 80 - 9		74910-25700..... 101 - 1	
74500-27731..... 80 - 9		74810-27700..... 68 - 10	
74500-27736..... 80 - 9	 80 - 6	
74500-27738..... 80 - 9	 90 - 4	
74500-27739..... 80 - 9		74810-27701..... 68 - 10	
74500-27801..... 80 - 5		74811-H0100..... 80 - 6	
74500-18900..... 80 - 9	 90 - 4	
74520-18000..... 80 - 9	 101 - 2	

REVISED: SEPTEMBER, 1971

-115-

Printed in Japan

PART NO.	PAGE	PART NO.	PAGE
74 ⁰ 11-18030.....	68- = 10	74860-24800.....	68- = 11
.....	80- = 6	74861-18000.....	101- = 1
74 ⁰ 11-18032.....	68- = 10	74865-15400.....	90- = 4
.....	80- = 6	74865-18000.....	68- = 11
.....	90- = 4	74865-24800.....	68- = 11
.....	101- = 2	74866-18000.....	68- = 11
74 ⁰ 20-H0100.....	101- = 2	74866-18100.....	80- = 6
74 ⁰ 21-H0100.....	42- = 7	74867-18100.....	80- = 6
.....	101- = 2	74870-15400.....	90- = 5
74 ⁰ 50-15402.....	90- = 4	74870-18000.....	68- = 11
74 ⁰ 50-18000.....	68- = 10	101- = 1
74 ⁰ 50-18002.....	68- = 10	74870-18001.....	68- = 11
74 ⁰ 50-18100.....	80- = 6	101- = 1
74 ⁰ 50-24800.....	68- = 10	74870-18100.....	80- = 6
74 ⁰ 50-25700.....	101- = 1	74870-24800.....	68- = 11
74 ⁰ 50-27700.....	68- = 10	74876-15400.....	90- = 5
74 ⁰ 50-27701.....	68- = 10	74880-25700.....	101- = 1
74 ⁰ 51-15402.....	90- = 4	74881-15400.....	90- = 5
74 ⁰ 51-18000.....	68- = 10	74882-25700.....	104- = 1
74 ⁰ 51-18002.....	68- = 10	74885-15400.....	90- = 5
74 ⁰ 51-18100.....	80- = 6	74885-15401.....	90- = 5
74 ⁰ 51-24800.....	80- = 10	74891-15400.....	90- = 4
74 ⁰ 51-25700.....	101- = 1	74891-15401.....	90- = 4
74 ⁰ 51-27700.....	68- = 10	74892-15400.....	90- = 4
74 ⁰ 60-18000.....	80- = 11	74892-15401.....	90- = 4
74 ⁰ 60-18100.....	80- = 6	74902-H0100.....	55- = 5

PART NO.	PAGE	PART NO.	PAGE
.....	72- = 5	72- = 4
74 ⁰ 07-H0101.....	55- = 5	74902-24900.....	55- = 2
.....	72- = 5	72- = 3
74 ⁰ 07-H0104.....	55- = 6	74902-24901.....	55- = 3
74 ⁰ 07-H0105.....	55- = 6	72- = 3
74 ⁰ 07-H0500.....	55- = 5	74902-24920.....	55- = 4
.....	72- = 5	72- = 4
74 ⁰ 07-H0501.....	55- = 5	74902-24921.....	55- = 4
.....	72- = 5	72- = 4
74 ⁰ 07-H0502.....	55- = 6	74902-25803.....	101-A- = 1
.....	72- = 5	74902-27700.....	55- = 4
74 ⁰ 07-H0503.....	55- = 6	72- = 4
.....	72- = 5	74902-27701.....	55- = 4
74 ⁰ 07-18001.....	55- = 2	72- = 4
.....	72- = 2	74902-27704.....	55- = 4
74 ⁰ 07-18202.....	55- = 3	72- = 4
.....	72- = 4	74902-27705.....	55- = 5
74 ⁰ 07-18203.....	55- = 4	72- = 4
.....	72- = 4	74902-27708.....	55- = 5
74 ⁰ 07-20900.....	55- = 2	72- = 5
.....	72- = 2	74902-27709.....	55- = 5
74 ⁰ 07-20901.....	55- = 2	72- = 5
.....	72- = 3	74903-27700.....	55- = 3
74 ⁰ 07-20920.....	55- = 4	72- = 3
.....	72- = 4	74903-27701.....	55- = 3
74 ⁰ 07-20921.....	55- = 4	72- = 3

PART NO.	PAGE	PART NO.	PAGE
74903-27704.....	55- = 3	74907-H0504.....	55- = 6
.....	72- = 3	72- = 5
.....	84- = 1	74907-H0505.....	55- = 6
74903-27705.....	55- = 3	72- = 5
.....	72- = 3	74907-H0600.....	55- = 6
74903-27708.....	55- = 3	74907-H0601.....	55- = 6
.....	72- = 3	74907-18001.....	55- = 2
.....	84- = 1	72- = 2
74903-27709.....	55- = 3	74907-18202.....	55- = 4
.....	72- = 3	72- = 4
74907-H0100.....	55- = 5	74907-18203.....	55- = 4
.....	72- = 5	72- = 4
74907-H0101.....	55- = 5	74907-20900.....	55- = 2
.....	72- = 5	72- = 3
74907-H0200.....	55- = 5	74907-20901.....	72- = 3
.....	55- = 6	74907-20920.....	55- = 4
74907-H0201.....	55- = 5	72- = 4
.....	55- = 6	74907-20921.....	55- = 4
74907-H0500.....	55- = 5	72- = 4
.....	72- = 5	74907-24820.....	55- = 4
74907-H0501.....	55- = 5	74907-24821.....	55- = 4
.....	72- = 5	74907-24823.....	55- = 5
74907-H0502.....	55- = 6	74907-24824.....	55- = 5
.....	72- = 5	74907-24900.....	55- = 2
74907-H0503.....	55- = 6	72- = 3
.....	72- = 5	74907-24901.....	55- = 2

PART NO.	PAGE	PART NO.	PAGE
.....	55- = 3	74911-H0201.....	59- = 6
.....	72- = 3	74911-18202.....	58- = 5
74907-24920.....	55- = 4	74- = 5
.....	72- = 4	74911-18203.....	58- = 5
74907-24921.....	55- = 4	74- = 5
.....	72- = 4	74911-24800.....	59- = 6
74907-25801.....	101-A = 1	74911-24801.....	59- = 6
74908-27700.....	55- = 3	74911-25801.....	103- = 3
.....	72- = 3	74912-H0100.....	58- = 5
74908-27701.....	55- = 3	74- = 5
.....	72- = 3	74912-H0101.....	58- = 5
74908-27704.....	55- = 3	74- = 5
.....	72- = 3	74912-H0200.....	59- = 6
74908-27705.....	55- = 3	74912-H0201.....	59- = 6
.....	72- = 3	74912-18202.....	58- = 5
74908-27708.....	55- = 3	74- = 5
74908-27709.....	55- = 3	74912-18203.....	58- = 5
74908-27710.....	55- = 3	74- = 5
74908-27711.....	55- = 3	74912-24800.....	59- = 6
74910-15500.....	84- = 2	74912-24801.....	59- = 6
74910-15501.....	84- = 2	74912-25801.....	103- = 3
74911-H0100.....	58- = 5	74913-18200.....	72- = 7
.....	74- = 5	74913-18201.....	72- = 6
74911-H0101.....	58- = 5	72- = 7
.....	74- = 5	74913-18202.....	55- = 8
74911-H0200.....	59- = 6	72- = 7

NISSAN MOTOR CO., LTD.
INDEX (CLASSIFIED BY PARTS NO.)

PUB NO. C-053E

PART NO.	PAGE	PART NO.	PAGE
..... 72- = 7		74916-H0100..... 58- = 7	
..... 72- = 7	 59- = 4	
74913-18203..... 55- = 8		74916-H0110..... 58- = 7	
..... 72- = 7	 59- = 3	
..... 72- = 7		74916-H0500..... 58- = 7	
..... 101-A- 1	 59- = 4	
74914-25801..... 101-A- 1		74916-18001..... 58- = 6	
74915-H0100..... 59- = 7	 59- = 3	
..... 59- = 3		74916-18202..... 58- = 6	
74915-H0110..... 58- = 7		74916-18203..... 58- = 7	
..... 59- = 3	 59- = 3	
74915-H0500..... 58- = 7		74916-18204..... 58- = 7	
..... 59- = 3	 59- = 3	
74915-18001..... 58- = 6		74916-18205..... 58- = 6	
..... 59- = 3	 58- = 6	
74915-18202..... 58- = 6	 58- = 7	
74915-18203..... 58- = 6	 59- = 3	
..... 59- = 3	 59- = 3	
74915-18204..... 58- = 6		74917-18200..... 58- = 5	
..... 59- = 3		74919-27701..... 55- = 6	
74915-18205..... 58- = 6	 72- = 6	
..... 58- = 6		74919-27702..... 55- = 6	
..... 58- = 6	 72- = 5	
..... 59- = 3		74931-80100..... 84- = 2	
..... 59- = 3		74931-18000..... 55- = 6	
74915-25801..... 101-A- 1	 55- = 6	

REVISED: SEPTEMBER, 1971

-120-

Printed in Japan

NISSAN MOTOR CO., LTD.
INDEX (CLASSIFIED BY PARTS NO.)

PUB NO. C-053E

PART NO.	PAGE	PART NO.	PAGE
..... 72- = 6	 72- = 6	
..... 72- = 6	 84- = 2	
..... 84- = 2		74933-20900..... 55- = 7	
..... 101-A- 1	 72- = 6	
74931-18096..... 55- = 7	 101-A- 1	
..... 72- = 6		74933-24900..... 55- = 7	
74931-18196..... 55- = 7	 72- = 6	
..... 72- = 6	 84- = 2	
..... 72- = 6		74933-30000..... 55- = 7	
..... 84- = 2	 72- = 7	
..... 101-A- 1	 101-A- 1	
74931-27700..... 55- = 6		74934-18000..... 55- = 7	
..... 72- = 6	 72- = 6	
..... 84- = 2	 101-A- 1	
74931-27701..... 55- = 7		74934-18096..... 55- = 7	
..... 72- = 6	 72- = 6	
..... 84- = 2		74934-18196..... 55- = 7	
74931-27702..... 55- = 7	 72- = 6	
74932-27701..... 84- = 2	 101-A- 1	
74932-27702..... 55- = 7		74934-20900..... 55- = 7	
..... 72- = 6	 72- = 6	
74933-H0100..... 55- = 7		74936-18000..... 55- = 7	
74933-18000..... 55- = 7	 72- = 6	
..... 72- = 6	 101-A- 1	
..... 84- = 2		74936-18096..... 55- = 7	
74931-18197..... 55- = 7		74936-18198..... 55- = 7	

REVISED: SEPTEMBER, 1971

-121-

Printed in Japan

NISSAN MOTOR CO., LTD.
INDEX (CLASSIFIED BY PARTS NO.)

PUB NO. G-053E

PART NO.	PAGE	PART NO.	PAGE
..... 72- = 6		74953-24800..... 59- = 4	
..... 101-A- 1		74954-24800..... 59- = 4	
74947-04100..... 55- = 7		74960-18300..... 72- = 7	
..... 60- = 5		74961-24801..... 59- = 4	
..... 72- = 7		74962-24801..... 59- = 4	
..... 84- = 2		74963-20900..... 36-A- 2	
..... 101-A- 1	 101-A- 1	
74942-09500..... 53- = 3		74965-18101..... 21- = 2	
..... 55- = 7		74995-73000..... 67- = 5	
..... 70- = 3	 67-A- 8	
..... 72- = 7	 79- = 2	
..... 82- = 2	 79-A- 5	
74942-10900..... 50- = 4		75330-H0302..... 103- = 3	
..... 55- = 7		75331-H0302..... 103- = 3	
..... 72- = 7		76200-15450..... 90- = 2	
74950-15401..... 84- = 3		76201-15450..... 90- = 2	
74950-18000..... 56- = 5		76202-H0400..... 80- = 6	
..... 74- = 3		76202-18100..... 80- = 6	
74950-18001..... 58- = 5		76202-27800..... 80- = 6	
..... 74- = 3		76203-H0400..... 80- = 7	
..... 74- = 4		76203-18100..... 80- = 6	
..... 103- = 2		76203-27800..... 80- = 6	
74950-18200..... 58- = 5		76300-18030..... 68- = 2	
..... 74- = 3		76300-18100..... 80- = 2	
74951-24801..... 59- = 4		76300-18230..... 68- = 2	
74952-24801..... 59- = 4		76300-18300..... 80- = 2	

REVISED: SEPTEMBER, 1971

-122-

Printed in Japan

NISSAN MOTOR CO., LTD.
INDEX (CLASSIFIED BY PARTS NO.)

PUB NO. G-053E

PART NO.	PAGE	PART NO.	PAGE
76301-18030..... 68- = 2		76303-18300..... 80- = 3	
76301-18100..... 80- = 2		76303-24930..... 68- = 3	
76301-18230..... 68- = 2		76303-25700..... 102- = 1	
76301-18300..... 80- = 2		76303-27733..... 68- = 3	
76307-H0100..... 68- = 3		76303-27739..... 68- = 3	
76307-H0130..... 68- = 3		76304-60150..... 90- = 2	
76307-H0400..... 80- = 2		76304-15400..... 90- = 1	
76307-15450..... 90- = 1		76304-15425..... 90- = 1	
76307-15452..... 90- = 1		76305-60150..... 90- = 2	
76307-15453..... 90- = 1		76305-15400..... 90- = 2	
76307-18100..... 80- = 2		76305-15425..... 90- = 2	
76307-18230..... 68- = 2		76308-15400..... 90- = 2	
76307-18231..... 68- = 3		76309-15400..... 90- = 2	
76307-18300..... 80- = 2		76310-18000..... 90- = 5	
76307-24830..... 68- = 2	 94- = 1	
76307-25700..... 102- = 1		76310-27700..... 90- = 5	
76307-H0100..... 68- = 3	 94- = 1	
76307-H0130..... 68- = 3		76311-18000..... 90- = 6	
76307-H0400..... 80- = 3	 94- = 1	
76307-15450..... 90- = 1		76311-27700..... 90- = 1	
76307-15452..... 90- = 1	 94- = 1	
76307-15453..... 90- = 1		76316-15401..... 90- = 2	
76307-15500..... 90- = 1		76316-15500..... 90- = 2	
76307-18100..... 80- = 2		76317-15401..... 90- = 2	
76307-18230..... 68- = 3		76317-15500..... 90- = 2	
76307-18231..... 68- = 3		76322-15400..... 90- = 3	

REVISED: SEPTEMBER, 1971

-123-

Printed in Japan

PART NO.	PAGE	PART NO.	PAGE
76323-19400.....	90- 3	76353-18230.....	68- 5
76334-H0401.....	80- 7	76353-18300.....	80- 3
76390-29130.....	68- 5	80- 4
76351-24830.....	68- 5	76353-24930.....	68- 5
76352-H0108.....	68- 5	76353-25700.....	102- 2
76352-H0305.....	102- 2	76353-27802.....	80- 4
76352-H0408.....	80- 3	76353-27803.....	80- 4
76352-H0501.....	68- 5	76354-H0206.....	68- 5
76352-H0701.....	80- 3	76354-H0600.....	68- 5
76352-18030.....	68- 4	76355-H0600.....	68- 5
76352-18100.....	80- 3	76355-H0601.....	68- 5
76352-18230.....	68- 5	76355-18001.....	68- 11
76352-18300.....	80- 2	76356-24800.....	68- 7
.....	80- 3	76357-24800.....	68- 7
76352-24930.....	68- 5	76360-18000.....	68- 11
76352-25700.....	102- 2	76361-18000.....	68- 11
76352-27802.....	68- 2	76370-18100.....	75- 2
.....	80- 3	76371-18100.....	75- 2
76352-27803.....	80- 3	76391-18000.....	68- 11
76352-H0108.....	68- 5	76391-27700.....	68- 11
76352-H0305.....	102- 2	76402-24800.....	68- 4
76352-H0408.....	80- 4	76402-24851.....	68- 4
76352-H0501.....	68- 5	76402-25700.....	102- 1
76352-H0701.....	80- 4	76403-24800.....	68- 4
76352-18030.....	68- 5	76403-24851.....	68- 4
76352-18100.....	80- 4	76403-25700.....	102- 1

PART NO.	PAGE	PART NO.	PAGE
76404-18230.....	68- 4	76534-24800.....	68- 7
.....	80- 3	76535-24800.....	68- 7
76404-18230.....	68- 4	76600-24800.....	68- 7
.....	80- 3	76600-25700.....	102- 1
76411-24800.....	68- 6	76601-24800.....	68- 7
76411-24800.....	68- 6	76601-25700.....	102- 1
76412-19400.....	90- 3	76607-24801.....	68- 11
76412-18000.....	68- 5	90- 6
.....	80- 4	76608-24800.....	68- 11
.....	102- 2	90- 6
76412-18050.....	68- 6	76700-18030.....	68- 6
.....	80- 4	68- 6
.....	102- 2	76700-18100.....	80- 4
76413-19400.....	90- 3	76700-25700.....	102- 2
76413-18000.....	68- 6	76701-18030.....	68- 7
.....	80- 4	68- 7
.....	102- 2	76701-18100.....	80- 4
76413-18050.....	68- 6	76701-25700.....	102- 2
.....	80- 4	76702-18000.....	68- 6
.....	102- 2	76702-18030.....	68- 6
76413-24800.....	68- 7	76703-18000.....	68- 7
76411-24800.....	68- 7	76703-18030.....	68- 7
76430-H0600.....	68- 7	76703-18130.....	80- 4
76430-25100.....	68- 7	76706-15400.....	90- 3
76431-H0206.....	68- 7	76707-15400.....	90- 3
76431-24800.....	68- 7	76800-25700.....	106- 2

K1

PUB NO. C-053E

NISSAN MOTOR CO., LTD.
INDEX (CLASSIFIED BY PARTS NO.)

PART NO.	PAGE	PART NO.	PAGE
76 ^A 01-25700.....	106- = 2	76024-25000.....	103-A- 1
76 ^A 02-H0300.....	103-A- 1	76029-18002.....	60- = 1
76 ^A 02-H0400.....	75- = 1	76025-18101.....	75- = 1
76 ^A 07-18001.....	60- = 1	76029-18203.....	60- = 1
76 ^A 07-18002.....	60- = 1	76029-18204.....	60- = 1
76 ^A 07-18101.....	75- = 1	76029-25000.....	103-A- 1
76 ^A 02-25700.....	103-A- 1	76026-H0302.....	103-A- 1
76 ^A 03-H0300.....	103-A- 1	76031-H0225.....	92- = 5
76 ^A 03-H0400.....	75- = 1	76031-24800.....	92- = 5
76 ^A 03-18001.....	60- = 1	76032-20900.....	75- = 1
76 ^A 03-18002.....	60- = 1	76032-24800.....	92- = 5
76 ^A 03-18101.....	75- = 1	76033-H0200.....	92- = 5
76 ^A 03-25700.....	103-A- 1	76033-20900.....	75- = 1
76 ^A 04-25000.....	103- = 3	76033-24800.....	92- = 5
.....103-A- 1		76034-20900.....	75- = 1
76 ^A 22-H0302.....	103-A- 1	76034-24800.....	92- = 5
76 ^A 22-20900.....	60- = 1	76035-18100.....	75- = 1
76 ^A 22-20901.....	60- = 1	76036-18100.....	75- = 1
76 ^A 22-20902.....	75- = 1	76040-18101.....	75- = 1
76 ^A 23-H0302.....	103-A- 1	76041-18101.....	75- = 1
76 ^A 23-18001.....	60- = 1	76046-18100.....	74- = 4
76 ^A 23-20901.....	75- = 1	76047-18100.....	74- = 4
76 ^A 24-18002.....	60- = 1	76050-18100.....	74- = 4
76 ^A 24-18101.....	75- = 1	76050-18101.....	74- = 4
76 ^A 24-18203.....	60- = 1	76051-18100.....	74- = 4
76 ^A 24-18204.....	60- = 1	76051-18101.....	74- = 4

REVISED: SEPTEMBER, 1971

-126-

Printed in Japan

PUB NO. C-053E

NISSAN MOTOR CO., LTD.
INDEX (CLASSIFIED BY PARTS NO.)

PART NO.	PAGE	PART NO.	PAGE
76 ^A 57-18100.....	74- = 4 60- = 4	
76 ^A 58-H0400.....	74- = 4103- = 1	
76 ^A 58-18101.....	74- = 4	76071-27700.....	60- = 2
76 ^A 58-18102.....	74- = 4103-A- 1	
76 ^A 58-18301.....	74- = 4	76072-1800C.....	60- = 2
76 ^A 58-18302.....	74- = 4 75- = 2	
76 ^A 60-00100.....	70- = 5103-A- 1	
76 ^A 60-00101.....	70- = 5	76072-18200.....	92- = 4
76 ^A 60-00102.....	90- = 5	76072-18300.....	60- = 4
76 ^A 60-18001.....	60- = 6	76072-25000.....	103- = 1
76 ^A 60-18002.....	60- = 6	76073-18000.....	60- = 2
76 ^A 60-18201.....	60- = 6103-A- 2	
76 ^A 60-18202.....	60- = 6	76073-18200.....	92- = 4
..... 60- = 6		76073-18300.....	60- = 4
76 ^A 60-27701.....	60- = 6	76073-25000.....	103- = 1
76 ^A 61-18101.....	71- = 2	76074-18101.....	60- = 2
76 ^A 61-18000.....	60- = 6 75- = 2	
76 ^A 64-18000.....	60- = 6	76074-25000.....	103- = 1
76 ^A 64-18101.....	71- = 2	76075-25000.....	103- = 1
76 ^A 77-18001.....	60- = 1	76076-25000.....	103- = 1
76 ^A 70-18100.....	75- = 2	76077-25000.....	103- = 1
76 ^A 70-27700.....	60- = 1	76076-25000.....	103- = 1
.....103-A- 1		76081-H0300.....	103- = 1
76 ^A 71-18001.....	60- = 2	76081-H0301.....	103- = 1
76 ^A 71-18100.....	75- = 2	76081-18200.....	92- = 5
76 ^A 71-18700.....	97- = 4 60- = 5	

REVISED: SEPTEMBER, 1971

-127-

Printed in Japan

K2

PUB NO. C-053E

NISSAN MOTOR CO., LTD.
INDEX (CLASSIFIED BY PARTS NO.)

PART NO.	PAGE	PART NO.	PAGE
76°81-25800.....103- = 1		76900-18006..... 58- = 2	
76°81-25801.....103- = 1		76900-18007..... 58- = 2	
76°82-18200..... 92- = 5	 58- = 2	
..... 69- = 5		76900-18102..... 74- = 2	
76°82-18201..... 92- = 5		76900-18103..... 74- = 2	
..... 99- = 5		76900-18105..... 74- = 2	
..... 61- = 4		76900-18206..... 58- = 3	
76°82-25700.....103- = 1		76900-18207..... 58- = 3	
76°81-18200..... 92- = 5		76900-18208..... 58- = 3	
..... 83- = 5		76900-18306..... 74- = 3	
.....103- = 1		76900-18307..... 74- = 3	
76°90-25700.....109- = 3		76900-24802..... 59- = 4	
76°91-25700.....109- = 3		76900-24803..... 59- = 4	
76°90-24800..... 98- = 3		76900-24804..... 59- = 4	
76°90-24810..... 98- = 3		76901-24800..... 58- = 3	
76°90-24811..... 98- = 3		76901-24810..... 58- = 3	
76°90-24820..... 98- = 5		76901-24811..... 58- = 3	
76°90-24821..... 98- = 5		76901-24820..... 59- = 5	
76°90-24830.....103- = 2		76901-24831..... 59- = 5	
76°90-24840..... 74- = 2		76901-24800.....103- = 2	
76°90-24811..... 74- = 3		76901-24800..... 74- = 2	
76°90-24820..... 74- = 3		76901-24810..... 74- = 3	
76°90-24830..... 74- = 3		76901-24811..... 74- = 3	
76°90-24840..... 74- = 3		76901-24820..... 58- = 3	
76°90-24850..... 58- = 3		76901-24851..... 58- = 4	
76°90-24860..... 58- = 5		76901-24861..... 58- = 5	
76°90-24870..... 58- = 5			

REVISED SEP EMBER, 1971

-128-

Printed in Japan

NISSAN MOTOR CO., LTD.
INDEX (CLASSIFIED BY PARTS NO.)

PUB NO. C-053E

PART NO.	PAGE	PART NO.	PAGE
76°91-24800..... 74- = 2		76913-25800.....103- = 2	
76°91-24805..... 98- = 2		76914-24800.....103- = 2	
76°91-24806..... 98- = 2		76914-25800.....103- = 2	
76°91-24807..... 98- = 2		76915-25701.....103- = 2	
76°91-24808..... 98- = 2		76916-25400..... 89- = 1	
76°91-24809..... 74- = 2		76916-25701.....103- = 2	
76°91-24810..... 74- = 2		76917-25400..... 89- = 1	
76°91-24811..... 74- = 2		76921-24800..... 58- = 1	
76°91-24812..... 58- = 3	 58- = 2	
76°91-24813..... 58- = 3	 74- = 1	
76°91-24814..... 58- = 3		76921-24801..... 58- = 1	
76°91-24815..... 74- = 3	 58- = 2	
76°91-24816..... 74- = 3	 58- = 2	
76°91-24817..... 59- = 5	 59- = 1	
76°91-24818..... 59- = 5	 59- = 2	
76°91-24819..... 84- = 3	 59- = 2	
76°91-24820..... 84- = 3	 74- = 2	
76°91-24821..... 89- = 1	 74- = 2	
76°91-24822..... 89- = 1		76921-24802..... 58- = 2	
76°91-24823..... 59- = 5	 58- = 2	
76°91-24824.....103- = 2	 59- = 2	
76°91-24825..... 59- = 5	 59- = 3	
76°91-24826.....103- = 1	 74- = 2	
76°91-24827.....103- = 2	 74- = 2	
76°91-24828.....103- = 2		76921-24803..... 58- = 1	
76°91-24829.....103- = 2	 58- = 2	
76°91-24830.....103- = 2			

REVISED SEPTEMBER, 1971

-129-

Printed in Japan

K3

PUB. NO. C-053F

NISSAN MOTOR CO., LTD.
INDEX (CLASSIFIED BY PARTS NO.)

PART NO.	PAGE	PART NO.	PAGE
..... 58- = 2	 59- = 2	
..... 59- = 1		76921-24801..... 59- = 2	
..... 59- = 2		76921-24802..... 59- = 1	
..... 59- = 3	 59- = 2	
..... 74- = 1		76921-24803..... 59- = 1	
76921-18004..... 58- = 1		76921-25701..... 103- = 2	
..... 59- = 2		76922-24800..... 59- = 1	
..... 74- = 1	 59- = 2	
76921-18005..... 59- = 1		76922-24801..... 59- = 2	
..... 59- = 2		76922-24802..... 59- = 1	
..... 59- = 3	 59- = 2	
76921-18006..... 59- = 1		76922-24803..... 59- = 2	
..... 59- = 2		76941-24800..... 59- = 4	
..... 59- = 2		76942-24800..... 59- = 4	
..... 84- = 3		76960-60500..... 60- = 7	
76921-18007..... 59- = 2	 60- = 7	
..... 59- = 2		76960-18200..... 60- = 6	
76921-18008..... 59- = 1	 60- = 7	
76921-18100..... 58- = 1		76962-18200..... 60- = 7	
..... 58- = 2	 60- = 7	
..... 74- = 2		76964-18201..... 60- = 7	
76921-18101..... 58- = 1	 68-8- = 1	
..... 74- = 1	 80-8- = 1	
76921-18300..... 58- = 2	 91-8- = 1	
..... 74- = 2		76971-18150..... 74- = 3	
76921-24800..... 59- = 1		76972-18101..... 74- = 3	

REVISED: SEPTEMBER, 1971

-130-

Printed in Japan

NISSAN MOTOR CO., LTD.
INDEX (CLASSIFIED BY PARTS NO.)

PUB. NO. C-053F

PART NO.	PAGE	PART NO.	PAGE
76972-18131..... 74- = 3		78106-25700..... 104- = 1	
76975-18100..... 21- = 2		78107-25700..... 104- = 1	
77770-89911..... 109- = 3		78112-H0300..... 100- = 1	
78107-H0130..... 68- = 3		78113-H0300..... 100- = 1	
78107-H0206..... 68- = 3		78806-73000..... 30- = 4	
78107-H0225..... 68- = 3		78812-H0100..... 103-A- = 2	
..... 68- = 3		79100-G0150..... 90- = 3	
78107-H0230..... 68- = 3		79100-H0100..... 68- = 9	
78107-H0430..... 80- = 3		79100-15450..... 90- = 3	
78107-18230..... 68- = 3		79100-18030..... 68- = 9	
78107-18325..... 80- = 3		79100-18100..... 80- = 5	
78107-24830..... 68- = 3		79100-25700..... 104- = 1	
78107-25700..... 104- = 1		79110-15400..... 90- = 3	
78103-H0130..... 68- = 3		79110-15450..... 90- = 3	
78103-H0206..... 68- = 4		79110-15451..... 90- = 3	
78103-H0225..... 68- = 4		79110-18030..... 68- = 9	
..... 68- = 4		79111-15400..... 90- = 3	
78103-H0230..... 68- = 4		79120-15400..... 90- = 3	
78103-H0430..... 80- = 3		79120-15401..... 90- = 3	
78103-18230..... 68- = 3		79120-25700..... 104- = 1	
78103-18325..... 80- = 3		79121-18000..... 68- = 9	
78103-24830..... 68- = 4		79121-25700..... 104- = 1	
78103-25700..... 104- = 1		79122-18000..... 68- = 9	
78103-27731..... 68- = 4		79122-25700..... 104- = 1	
78104-25700..... 104- = 1		79123-25700..... 104- = 1	
78105-25700..... 104- = 1		79126-25700..... 104- = 1	

REVISED: SEPTEMBER, 1971

-131-

Printed in Japan

NISSAN MOTOR CO., LTD.
 INDEX (CLASSIFIED BY PARTS NO.)

PUB NO. C-053E

PART NO.	PAGE	PART NO.	PAGE
79127-25700.....	104- 1	79819-25800.....	105- 1
79420-H0100.....	68- 9	79910-H0100.....	58- 4
79420-18001.....	68- 9	79510-H0110.....	58- 4
79430-18001.....	68- 9	79910-H0500.....	58- 5
79710-20900.....	60- 2	79910-18001.....	58- 4
79710-25700.....	105- 1	79910-18002.....	58- 4
79713-H0302.....	105- 1	58- 4
79713-20900.....	60- 2	79910-18204.....	58- 4
79713-20901.....	60- 2	79910-18205.....	58- 4
79714-15500.....	69- 1	79910-27701.....	58- 4
79739-15500.....	69- 1	59- 5
79780-15400.....	69- 1	79910-27702.....	58- 4
79810-18200.....	60- 2	59- 6
79810-25800.....	105- 1	79910-27703.....	58- 4
79811-18200.....	60- 2	59- 6
79811-25800.....	105- 1	79910-27704.....	58- 4
79812-18200.....	60- 2	58- 4
79812-25800.....	105- 1	59- 5
79813-18200.....	60- 2	59- 5
79813-25800.....	105- 1	79915-10600.....	58- 5
79814-25800.....	105- 1	79930-18000.....	58- 6
79815-18200.....	60- 2	59- 6
79814-18200.....	60- 2	79931-18000.....	58- 6
79814-25800.....	105- 1	59- 6
79817-25800.....	105- 1		
79816-25800.....	105- 1		

REVISED: SEPTEMBER, 1971

-132-

Printed in Japan

 NISSAN MOTOR CO., LTD.
 INDEX (CLASSIFIED BY PARTS NO.)

PUB NO. C-053E

PART NO.	PAGE	PART NO.	PAGE
80000		80010-27701.....	68-8- 1
		80010-27801.....	80-8- 1
80010-80100.....	91-8- 1	80010-27803.....	80-8- 1
80010-80101.....	91-8- 1	80010-27804.....	80-8- 1
80010-80200.....	91-8- 1	80010-27805.....	80-8- 1
80010-H0100.....	68-8- 1	80100-80100.....	86- 1
80010-H0101.....	68-8- 1	80100-H0100.....	61- 1
80010-H0200.....	68-8- 1	76- 1
80010-H0300.....	115- 1	80100-H0101.....	76- 1
80010-H0400.....	80-8- 1	80100-H0525.....	61- 1
80010-H0401.....	80-8- 1	76- 1
80010-H0500.....	68-8- 1	80100-15400.....	86- 1
80010-H0700.....	80-8- 1	80100-18030.....	61- 1
80010-15401.....	87- 4	76- 1
.....	91-8- 1	80100-18230.....	61- 1
80010-15501.....	91-8- 1	76- 1
80010-15505.....	91-8- 1	80100-24830.....	63- 1
80010-15506.....	91-8- 1	80100-24831.....	63- 1
80010-15508.....	91-8- 1	80100-25800.....	106- 1
80010-18003.....	68-8- 1	80101-80100.....	86- 1
80010-18104.....	80-8- 1	80101-H0100.....	61- 1
80010-18203.....	68-8- 1	76- 1
80010-18303.....	80-8- 1	80101-H0101.....	76- 1
80010-24802.....	68-8- 1	80101-H0525.....	61- 1
80010-25101.....	68-8- 1	76- 1
80010-25801.....	115- 1	80101-15400.....	86- 1

REVISED: SEPTEMBER, 1971

-133-

Printed in Japan

K5

 NISSAN MOTOR CO., LTD.
 INDEX (CLASSIFIED BY PARTS NO.)

PUB NO. C-053E

PART NO.	PAGE	PART NO.	PAGE
80101-18030.....	61- = 1	80203-24800.....	63- = 1
.....	76- = 1	80203-24825.....	63- = 1
80101-18230.....	61- = 1	80203-25800.....	106- = 1
.....	76- = 1	80206-10600.....	106- = 1
80101-24830.....	63- = 1	80207-10600.....	106- = 1
80101-24831.....	63- = 1	80240-27700.....	61- = 3
80101-25800.....	106- = 1	76- = 2
80152-15400.....	86- = 1	86- = 2
80152-18000.....	61- = 1	80240-27701.....	63- = 2
80152-24800.....	63- = 1	80241-27700.....	61- = 3
80153-15400.....	86- = 1	76- = 2
80153-18000.....	61- = 1	86- = 2
80153-24800.....	63- = 1	80241-27701.....	63- = 3
80202-15400.....	86- = 1	80242-18001.....	86- = 2
80202-18000.....	76- = 1	80242-20900.....	61- = 3
80202-18001.....	61- = 1	76- = 2
.....	76- = 1	80242-24800.....	63- = 2
80202-18026.....	61- = 1	80242-25700.....	106- = 2
80202-24800.....	63- = 1	106- = 2
80202-24825.....	63- = 1	80243-18000.....	61- = 3
80202-25800.....	106- = 1	80243-18001.....	86- = 2
80203-15400.....	86- = 1	80243-20900.....	76- = 2
80203-18000.....	76- = 1	80243-24800.....	63- = 2
80203-18001.....	61- = 1	80243-25700.....	106- = 2
.....	76- = 1	106- = 2
80203-18026.....	61- = 1	80244-18000.....	61- = 3

REVISED: SEPTEMBER, 1971

-134-

Printed in Japan

 NISSAN MOTOR CO., LTD.
 INDEX (CLASSIFIED BY PARTS NO.)

PUB NO. C-053E

PART NO.	PAGE	PART NO.	PAGE
.....	86- = 2	80245-25800.....	106- = 1
80244-20900.....	76- = 2	80246-27702.....	61- = 2
80244-24800.....	63- = 2	80246-27703.....	63- = 2
80244-25700.....	106- = 2	80249-18000.....	61- = 2
80245-18000.....	61- = 3	76- = 2
.....	86- = 2	86- = 1
80245-20900.....	76- = 2	80249-18200.....	61- = 2
80245-24800.....	63- = 3	80249-24800.....	63- = 2
80245-25700.....	106- = 2	80249-24801.....	63- = 2
80247-20900.....	61- = 2	80249-25800.....	106- = 1
.....	76- = 2	80249-27700.....	61- = 2
.....	86- = 1	80249-27701.....	63- = 2
80247-20901.....	61- = 2	80250-18000.....	61- = 2
80247-25100.....	63- = 1	76- = 2
80247-25101.....	63- = 1	86- = 1
80247-25800.....	106- = 1	80250-18200.....	61- = 2
80247-27702.....	61- = 2	80250-24800.....	63- = 2
80247-27703.....	63- = 2	80250-24801.....	63- = 2
80247-32200.....	76- = 3	80250-25800.....	106- = 1
.....	86- = 2	80250-27700.....	61- = 2
80248-20900.....	61- = 2	80250-27701.....	63- = 2
.....	76- = 2	80263-18000.....	61- = 3
.....	86- = 1	63- = 3
80248-20901.....	61- = 2	76- = 2
80248-25100.....	63- = 2	86- = 2
80248-25101.....	63- = 2	80264-18000.....	106- = 2

REVISED: SEPTEMBER, 1971

-135-

Printed in Japan

K6

NISSAN MOTOR CO., LTD.
INDEX (CLASSIFIED BY PARTS NO.)

PUB NO. C-053E

PART NO.	PAGE	PART NO.	PAGE
076-30000,.....	61- = 3	80303-15400,.....	87- = 1
.....	63- = 3	80303-18000,.....	62- = 1
.....	76- = 3	77- = 1
.....	106- = 2	80303-24800,.....	64- = 1
078-18000,.....	61- = 2	80303-25700,.....	106- = 3
.....	76- = 2	80308-15500,.....	87- = 1
078-27700,.....	63- = 2	80308-20900,.....	62- = 1
.....	76- = 2	77- = 1
078-20900,.....	61- = 2	80308-20901,.....	62- = 1
.....	76- = 2	80308-25100,.....	64- = 1
.....	86- = 2	80308-25101,.....	64- = 1
078-20901,.....	61- = 2	80308-25800,.....	106- = 3
078-25100,.....	63- = 2	80309-25800,.....	106- = 3
078-25101,.....	63- = 2	80312-15500,.....	87- = 1
078-25800,.....	106- = 1	80312-20900,.....	62- = 1
078-25800,.....	106- = 2	77- = 1
079-10600,.....	61- = 3	80312-25100,.....	64- = 1
.....	63- = 3	80312-25700,.....	106- = 3
.....	76- = 2	80317-18000,.....	61- = 4
.....	86- = 2	76- = 3
.....	106- = 2	86- = 3
0302-15400,.....	87- = 1	80317-24800,.....	63- = 3
80302-18000,.....	62- = 1	65- = 3
.....	77- = 1	80317-25700,.....	106- = 2
*0302-24800,.....	64- = 1	80320-15500,.....	86- = 3
80302-25700,.....	106- = 3	80320-20901,.....	61- = 4

REVISED: SEPTEMBER, 1971

-136-

Printed in Japan

NISSAN MOTOR CO., LTD.
INDEX (CLASSIFIED BY PARTS NO.)

PUB NO. C-053E

PART NO.	PAGE	PART NO.	PAGE
.....	76- = 3	80338-25701,.....	106- = 2
072-20903,.....	61- = 4	80339-H0501,.....	61- = 4
.....	76- = 3	86- = 2
032-25100,.....	63- = 4	80339-H0601,.....	63- = 3
.....	86- = 3	80339-18000,.....	61- = 3
072-25101,.....	63- = 4	76- = 3
80324-18000,.....	61- = 4	80339-18001,.....	61- = 4
.....	63- = 4	76- = 3
.....	65- = 3	80339-20900,.....	61- = 4
.....	76- = 3	86- = 2
.....	86- = 3	80339-25100,.....	63- = 3
*0337-H0501,.....	61- = 3	80339-25700,.....	106- = 2
*0337-H0601,.....	63- = 3	80341-18001,.....	61- = 4
*0337-18002,.....	61- = 3	76- = 3
.....	76- = 3	80341-24800,.....	63- = 3
*0337-20900,.....	61- = 3	80341-25100,.....	63- = 3
.....	86- = 2	86- = 3
*0337-25100,.....	63- = 3	80341-25701,.....	106- = 2
*0337-60201,.....	86- = 2	80342-18001,.....	61- = 4
*0338-H0501,.....	61- = 3	76- = 3
*0338-H0601,.....	63- = 3	80342-24800,.....	63- = 3
*0338-15500,.....	86- = 2	80342-25100,.....	63- = 4
*0338-18000,.....	61- = 3	86- = 3
.....	76- = 3	80400-18000,.....	61- = 6
*0338-20900,.....	61- = 3	63- = 6
*0338-25100,.....	63- = 3	76- = 5

REVISED: SEPTEMBER, 1971

-137-

Printed in Japan

K7

PUB NO. C-053E

NISSAN MOTOR CO., LTD.
INDEX (CLASSIFIED BY PARTS NO.)

PART NO.	PAGE	PART NO.	PAGE
..... 06 = 4		80500-27700..... 62 = 1	
..... 106 = 3	 77 = 1	
80401-18000..... 61 = 6		80501-00100..... 87 = 1	
..... 63 = 6		80501-H0100..... 62 = 1	
..... 76 = 5	 77 = 1	
..... 86 = 4		80501-15400..... 87 = 1	
..... 106 = 3		80501-18000..... 62 = 1	
80402-18000..... 61 = 6	 77 = 1	
..... 63 = 6		80501-24800..... 64 = 1	
..... 76 = 5		80501-24801..... 64 = 1	
..... 86 = 4		80501-25702..... 107 = 1	
..... 106 = 3		80501-27700..... 62 = 1	
80403-18000..... 61 = 6	 77 = 1	
..... 63 = 6		80502-H0100..... 62 = 1	
..... 76 = 5	 77 = 1	
..... 86 = 4		80502-18000..... 62 = 1	
..... 106 = 3	 77 = 1	
80500-G0100..... 87 = 1	 87 = 1	
80500-H0100..... 62 = 1		80503-H0100..... 62 = 2	
..... 77 = 1	 77 = 1	
80500-15400..... 87 = 1		80503-18000..... 62 = 2	
80500-18000..... 62 = 1	 77 = 1	
..... 77 = 1	 87 = 1	
80500-24800..... 64 = 1		80504-18000..... 62 = 2	
80500-24801..... 64 = 1	 77 = 1	
80500-25702..... 107 = 1	 87 = 1	

REVISED-SEPTEMBER, 1971

-136-

Printed in Japan

NISSAN MOTOR CO., LTD.
INDEX (CLASSIFIED BY PARTS NO.)

PUB NO. C-053E

PART NO.	PAGE	PART NO.	PAGE
80505-18000..... 62 = 2		80570-27700..... 62 = 3	
..... 77 = 2	 62 = 3	
..... 87 = 1	 77 = 2	
80531-01300..... 66 = 4	 87 = 2	
80570-E6000..... 62 = 3		80570-78501..... 62 = 3	
..... 64 = 2	 64 = 2	
..... 66 = 2	 66 = 2	
..... 77 = 3	 77 = 2	
..... 87 = 2	 87 = 2	
..... 107 = 1	 107 = 1	
80570-18000..... 62 = 2		80571-E6000..... 62 = 3	
..... 77 = 2	 64 = 2	
80570-18001..... 62 = 2	 66 = 2	
..... 77 = 2	 77 = 3	
..... 87 = 2	 87 = 2	
80570-21000..... 62 = 3	 107 = 1	
..... 64 = 2		80571-18000..... 62 = 3	
..... 66 = 2	 77 = 3	
..... 77 = 2		80571-18001..... 62 = 3	
..... 87 = 2	 77 = 3	
..... 107 = 1	 87 = 2	
80570-24800..... 62 = 3		80571-21000..... 62 = 3	
..... 64 = 2	 64 = 2	
..... 66 = 2	 66 = 2	
..... 77 = 2	 77 = 3	
..... 87 = 2	 87 = 2	

REVISED-SEPTEMBER, 1971

-139-

Printed in Japan

K8

NISSAN MOTOR CO., LTD.
INDEX (CLASSIFIED BY PARTS NO.)

PUB NO. C-053E

PART NO.	PAGE	PART NO.	PAGE
.....107- = 1	 77- = 2	
80571-24800..... 62- = 3	 87- = 2	
..... 64- = 2	107- = 2	
..... 66- = 2	109- = 3	
..... 77- = 3	115- = 1	
..... 87- = 2	115- = 1	
80571-27700..... 77- = 3		80590-10601..... 60- = 3	
..... 87- = 2	 62- = 2	
80571-78501..... 62- = 3	 64- = 2	
..... 64- = 2	 77- = 2	
..... 66- = 2	 87- = 2	
..... 77- = 3	107- = 2	
..... 87- = 2	109- = 3	
.....107- = 1	115- = 1	
80571-18000..... 62- = 3	115- = 1	
..... 77- = 3		80595-25700.....107- = 1	
..... 87- = 3		80600-H0100..... 62- = 2	
80575-24800..... 62- = 3	 77- = 2	
..... 64- = 2	 87- = 2	
..... 66- = 2		80600-16300..... 62- = 2	
..... 77- = 3	 77- = 2	
..... 87- = 3	 87- = 1	
.....107- = 1		80600-24800..... 64- = 1	
80590-10600..... 66- = 3		80600-25700.....107- = 2	
..... 67- = 2	115- = 1	
..... 64- = 2		80601-H0100..... 62- = 2	

REVISED: SEPTEMBER, 1971

-140-

Printed in Japan

NISSAN MOTOR CO., LTD.
INDEX (CLASSIFIED BY PARTS NO.)

PUB NO. C-053E

PART NO.	PAGE	PART NO.	PAGE
..... 77- = 2	 64- = 3	
..... 87- = 2	 66- = 3	
80601-16300..... 62- = 2	 77- = 4	
..... 77- = 2	 87- = 3	
..... 87- = 2	107- = 2	
80601-24800..... 64- = 1		80675-25701.....107- = 2	
80601-25700.....107- = 2		80691-A0600..... 61- = 6	
.....115- = 1	 63- = 6	
80605-18001..... 62- = 4	 65- = 5	
..... 64- = 2	 76- = 5	
..... 66- = 2	 86- = 3	
..... 77- = 3		80691-23100..... 61- = 6	
..... 87- = 3	 63- = 6	
.....107- = 2	 65- = 5	
80607-18000..... 62- = 4	 76- = 5	
..... 64- = 2	 86- = 3	
..... 66- = 2		80691-26261..... 61- = 6	
..... 77- = 3	 63- = 5	
..... 87- = 3	 65- = 5	
.....107- = 2	 76- = 5	
80672-18001..... 62- = 4	 86- = 3	
..... 64- = 3		80700-15400..... 87- = 3	
..... 66- = 2		80700-18000..... 62- = 4	
..... 77- = 4	 77- = 4	
..... 87- = 3		80700-18200..... 62- = 4	
80675-18000..... 62- = 4	 77- = 4	

REVISED: SEPTEMBER, 1971

-141-

Printed in Japan

K9

NISSAN MOTOR CO., LTD.
INDEX (CLASSIFIED BY PARTS NO.)

PUB NO. C-053E

PART NO.	PAGE	PART NO.	PAGE
80700-24800.....	64- 3	80811-15401.....	86- 3
80700-25700.....	107- 2	80811-18001.....	61- 4
80701-15400.....	87- 3	80811-18002.....	61- 4
80701-18000.....	62- 4		76- 3
	77- 4	80811-24800.....	63- 4
80701-18200.....	62- 4	80811-25700.....	106- 3
	77- 4	80900-80100.....	86- 3
80701-24800.....	64- 3	80900-H0100.....	61- 5
80701-25700.....	107- 2		76- 4
80760-18001.....	62- 4	80900-H0110.....	61- 5
	64- 3		76- 4
	66- 2	80900-H0111.....	61- 5
	77- 4		76- 4
	87- 3	80900-H0200.....	63- 4
	107- 2	80900-H0210.....	63- 5
80804-18000.....	61- 4	80900-H0211.....	63- 5
	76- 3	80900-H0300.....	108- 1
80900-15400.....	86- 3	80900-H0301.....	108- 1
80907-18000.....	61- 4	80900-H0302.....	108- 1
	76- 3	80900-H0303.....	108- 1
80910-15401.....	86- 3	80900-H0400.....	61- 5
80910-18001.....	61- 4		76- 4
80910-18002.....	61- 4	80900-H0510.....	61- 5
	76- 3	80900-H0600.....	63- 4
80910-24800.....	63- 4	80900-H0610.....	63- 5
80910-25700.....	106- 3	80900-15403.....	86- 3

REVISED: SEPTEMBER, 1971

-142-

Printed in Japan

NISSAN MOTOR CO., LTD.
INDEX (CLASSIFIED BY PARTS NO.)

PUB NO. C-053F

PART NO.	PAGE	PART NO.	PAGE
80900-18005.....	76- 3	80901-H0300.....	108- 1
80900-18006.....	76- 4	80901-H0301.....	108- 1
80900-18007.....	61- 4	80901-H0302.....	108- 1
80900-18008.....	61- 4	80901-H0303.....	108- 1
80900-18009.....	61- 4	80901-H0400.....	61- 5
80900-18206.....	61- 5		76- 4
	76- 4	80901-H0510.....	61- 5
80900-18207.....	61- 5	80901-H0600.....	63- 4
	76- 4	80901-H0610.....	63- 5
80900-18208.....	61- 5	80901-15403.....	86- 3
80900-24801.....	63- 4	80901-18005.....	76- 4
80900-24802.....	63- 4	80901-18006.....	76- 4
80900-24820.....	63- 4	80901-18007.....	61- 4
80900-24821.....	63- 4	80901-18008.....	61- 5
80900-24822.....	63- 5	80901-18009.....	61- 5
80901-80100.....	34-8- 2	80901-18206.....	61- 5
	86- 3		76- 4
80901-H0100.....	61- 5	80901-18207.....	61- 5
	76- 4		76- 4
80901-H0110.....	61- 5	80901-18208.....	61- 6
	76- 4	80901-24801.....	63- 4
80901-H0111.....	61- 5	80901-24802.....	63- 4
	76- 4	80901-24820.....	63- 5
80901-H0200.....	63- 4	80901-24821.....	63- 5
80901-H0210.....	63- 5	80901-24822.....	63- 5
80901-H0211.....	63- 5	80919-18200.....	57- 1

REVISED: SEPTEMBER, 1971

-143-

Printed in Japan

K10

NISSAN MOTOR CO., LTD.
INDEX (CLASSIFIED BY PARTS NO.)

PUB NO. C-053E

PART NO.	PAGE	PART NO.	PAGE
..... 73- = 1	105- = 1	
80919-25700,.....103- = 2		80940-11400,..... 61- = 6	
80919-32200,.....103- = 2	 76- = 4	
80919-89900,..... 57- = 1		80940-11401,..... 76- = 5	
..... 58- = 4		80940-24801,..... 65- = 4	
..... 59- = 5		80940-27700,..... 61- = 6	
..... 59- = 5	 63- = 5	
..... 61- = 6	 76- = 5	
..... 63- = 5	108- = 1	
..... 65- = 4		80960-H1000,..... 61- = 6	
..... 73- = 1	 63- = 6	
..... 74- = 3	 65- = 5	
..... 76- = 4	 76- = 5	
..... 86- = 3	 86- = 5	
.....108- = 1		82100-24830,..... 65- = 1	
80919-89901,..... 58- = 6		82100-24831,..... 65- = 1	
..... 59- = 6		82101-24830,..... 65- = 1	
80919-89902,..... 58- = 6		82101-24831,..... 65- = 1	
..... 59- = 6		82152-24800,..... 65- = 1	
80929-32200,..... 58- = 4		82153-24800,..... 65- = 1	
..... 61- = 6		82202-24801,..... 65- = 1	
..... 63- = 5		82202-24825,..... 65- = 1	
..... 63- = 4		82202-24826,..... 65- = 1	
..... 74- = 3		82202-24827,..... 65- = 1	
..... 76- = 4		82203-24801,..... 65- = 1	
..... 86- = 3		82203-24825,..... 65- = 1	

REVISED: SEPTEMBER, 1971

-144-

Printed in Japan

NISSAN MOTOR CO., LTD.
INDEX (CLASSIFIED BY PARTS NO.)

PUB NO. C-053E

PART NO.	PAGE	PART NO.	PAGE
82203-24826,..... 65- = 1		82502-24800,..... 66- = 1	
82203-24827,..... 65- = 1		82503-24800,..... 66- = 1	
82242-25100,..... 65- = 2		82504-24800,..... 66- = 1	
82243-25100,..... 65- = 2		82505-24800,..... 66- = 1	
82286-25100,..... 65- = 2		82700-24800,..... 66- = 3	
82286-25101,..... 65- = 2		82701-24800,..... 66- = 3	
82295-24800,..... 65- = 2		82810-24801,..... 65- = 3	
82302-24800,..... 66- = 1		82811-24801,..... 65- = 3	
82303-24800,..... 66- = 1		82830-24800,..... 65- = 5	
82308-25100,..... 66- = 1		82900-H0200,..... 65- = 3	
82308-25101,..... 66- = 1		82900-H0210,..... 65- = 4	
82312-25100,..... 66- = 1		82900-H0211,..... 65- = 4	
82320-24801,..... 65- = 3		82900-H0600,..... 65- = 3	
82320-25101,..... 65- = 3		82900-H0610,..... 65- = 4	
82337-25100,..... 65- = 2		82900-24801,..... 65- = 3	
82338-25100,..... 65- = 3		82900-24802,..... 65- = 3	
82339-25100,..... 65- = 3		82900-24820,..... 65- = 4	
82341-24800,..... 65- = 3		82900-24821,..... 65- = 4	
82342-24800,..... 65- = 3		82900-24822,..... 65- = 4	
82400-24800,..... 65- = 5		82901-H0200,..... 65- = 4	
82402-24800,..... 65- = 5		82901-H0210,..... 65- = 4	
82404-24800,..... 65- = 5		82901-H0211,..... 65- = 4	
82500-H0200,..... 66- = 1		82901-H0600,..... 65- = 3	
82500-24800,..... 66- = 1		82901-H0610,..... 65- = 4	
82501-H0200,..... 66- = 1		82901-24801,..... 65- = 3	
82501-24800,..... 66- = 1		82901-24802,..... 65- = 3	

REVISED: SEPTEMBER, 1971

-145-

Printed in Japan

PART NO.	PAGE	PART NO.	PAGE
82901-24820.....	65 - 4	84530-18000.....	60 - 4
82901-24821.....	65 - 4	84610-H0300.....	109 - 1
82901-24822.....	65 - 4	84810-18001.....	60 - 3
84300-18031.....	60 - 2	84810-25701.....	109 - 1
84300-20330.....	60 - 2	84812-25725.....	114 - 1
84300-25800.....	109 - 1	84821-20900.....	60 - 3
84310-25700.....	109 - 1	78 - 4
84420-18000.....	60 - 3	84823-18200.....	114 - 1
84420-25700.....	109 - 2	84823-18225.....	60 - 3
84430-18001.....	60 - 3	78 - 4
84430-25701.....	109 - 2	84824-20300.....	60 - 4
84440-25701.....	109 - 2	84862-H0300.....	114 - 1
84450-18001.....	60 - 3	84902-18200.....	60 - 4
84450-25701.....	109 - 1	84902-25702.....	110 - 1
84460-18000.....	60 - 3	84903-25702.....	110 - 1
84460-25700.....	109 - 3	84904-25702.....	110 - 1
.....	115 - 1	84905-25700.....	110 - 1
84512-18000.....	60 - 4	84910-18000.....	60 - 4
84512-25700.....	109 - 3	84911-25701.....	110 - 1
84513-18000.....	60 - 4	84921-25701.....	110 - 1
84513-25700.....	109 - 3	84922-25701.....	110 - 1
84516-18000.....	60 - 4	84931-25753.....	110 - 1
84520-18000.....	60 - 4	84931-25754.....	110 - 1
84521-18000.....	60 - 4	84932-25704.....	110 - 1
84523-18000.....	60 - 4	84933-25704.....	110 - 1
84524-18000.....	60 - 4	84941-25701.....	110 - 2

PART NO.	PAGE	PART NO.	PAGE
84942-25701.....	110 - 2	85205-25700.....	78 - 5
85000-15401.....	89 - 1	85206-25700.....	109 - 1
85001-25700.....	109 - 1	85207-25700.....	109 - 1
85002-18001.....	60 - 5	85225-15400.....	89 - 1
.....	78 - 5	86099-14800.....	80-A-1
85002-18200.....	60 - 5	86390-00100.....	60 - 7
85002-18201.....	60 - 5	78 - 4
85002-25700.....	109 - 1	103-A-2
85003-18001.....	60 - 5	86800-18000.....	67 - 5
.....	78 - 5	79 - 2
85003-25700.....	109 - 1	88 - 1
85003-25700.....	60 - 5	86800-18025.....	67-A-8
.....	78 - 5	79-A-4
85004-18000.....	60 - 5	88-A-2
.....	78 - 5	113 - 1
85006-18200.....	60 - 5	86820-H0125.....	67-A-8
85020-18200.....	60 - 5	79-A-4
85021-18200.....	60 - 5	88-A-2
85070-15401.....	89 - 1	113 - 1
85204-18001.....	60 - 5	86830-H0500.....	67-A-8
85204-18101.....	78 - 5	79-A-4
85204-25700.....	109 - 1	86830-H0600.....	67-A-8
85204-25700.....	78 - 5	86850-25700.....	67-A-8
85205-18001.....	60 - 5	79-A-4
85205-18101.....	78 - 5	86981-A0601.....	111 - 2
85205-25700.....	109 - 1	87000-G0200.....	88-A-1

K12

 NISSAN MOTOR CO., LTD.
 INDEX (CLASSIFIED BY PARTS NO.)

PUB NO. C-053E

PART NO.	PAGE	PART NO.	PAGE
87000-H0321.....	111- = 1	87000-25101.....	67- = 1
87000-H0500.....	67-A- 1	87000-25110.....	67- = 1
87000-H0501.....	67-A- 1	87000-25111.....	67- = 1
87000-H0520.....	67-A- 1	87000-25112.....	67- = 1
.....	79-A- 1	87000-27703.....	67- = 1
87000-H0521.....	67-A- 2	87000-27810.....	79- = 1
.....	79-A- 2	87000-27811.....	79- = 1
87000-H0522.....	67-A- 2	87050-00200.....	88-A- 1
87000-H0600.....	67-A- 3	87050-H0321.....	111- = 1
87000-H0601.....	67-A- 3	87050-H0500.....	67-A- 1
87000-H0620.....	67-A- 4	87050-H0501.....	67-A- 1
87000-H0621.....	67-A- 4	87050-H0520.....	67-A- 2
87000-H0622.....	67-A- 4	79-A- 2
87000-H0700.....	79-A- 1	87050-H0521.....	67-A- 2
87000-H0701.....	79-A- 1	79-A- 2
87000-15500.....	88- = 1	87050-H0522.....	67-A- 2
87000-20900.....	67- = 1	87050-H0600.....	67-A- 3
87000-20901.....	67- = 1	87050-H0601.....	67-A- 3
87000-20903.....	79- = 1	87050-H0620.....	67-A- 4
87000-20904.....	79- = 1	87050-H0621.....	67-A- 4
87000-20910.....	67- = 1	87050-H0622.....	67-A- 4
.....	79- = 1	87050-H0700.....	79-A- 1
87000-20911.....	67- = 1	87050-H0701.....	79-A- 1
.....	79- = 1	87050-15500.....	88- = 1
87000-20912.....	67- = 1	87050-20900.....	67- = 1
87000-25100.....	67- = 1	87050-20901.....	67- = 1

REVISED: SEPTEMBER, 1971

-148-

Printed in Japan

 NISSAN MOTOR CO., LTD.
 INDEX (CLASSIFIED BY PARTS NO.)

PUB NO. C-053E

PART NO.	PAGE	PART NO.	PAGE
87050-20903.....	79- = 1	67-A- 7
87050-20904.....	79- = 1	79- = 2
87050-20910.....	67- = 2	79-A- 4
.....	79- = 1	79-A- 6
87050-20911.....	67- = 2	111- = 1
.....	79- = 1	87109-18200.....	67- = 5
87050-20912.....	67- = 2	67-A- 7
87050-25100.....	67- = 1	79-A- 4
87050-25101.....	67- = 2	87119-18000.....	79- = 2
87050-25110.....	67- = 2	111- = 1
87050-25111.....	67- = 2	87159-18000.....	67-A- 6
87050-25112.....	67- = 2	79- = 2
87050-27703.....	67- = 1	79-A- 3
87050-27810.....	79- = 1	111- = 1
87050-27811.....	79- = 1	87156-20900.....	67-A- 7
87105-18000.....	67-A- 6	79-A- 4
.....	79- = 2	111- = 1
.....	79-A- 3	87157-20900.....	111- = 1
.....	111- = 1	87300-00200.....	88-A- 1
87106-18000.....	67-A- 6	87300-15500.....	88- = 1
.....	67-A- 6	87320-00200.....	88-A- 1
.....	79- = 2	87320-H0500.....	67-A- 1
.....	79-A- 3	67-A- 3
.....	79-A- 3	87320-H0501.....	67-A- 1
.....	111- = 1	67-A- 3
87109-18001.....	67- = 5	87320-H0520.....	67-A- 2

REVISED: SEPTEMBER, 1971

-149-

Printed in Japan

K13

PUB NO. C-953E

NISSAN MOTOR CO., LTD.
INDEX (CLASSIFIED BY PARTS NO.)

PART NO.	PAGE	PART NO.	PAGE
..... 67-A = 4	87370-60200.....	88-A = 1	
..... 79-A = 2	87370-H0500.....	67-A = 1	
87320-H0521.....	67-A = 2 67-A = 3	
..... 67-A = 4	87370-H0501.....	67-A = 1	
..... 79-A = 2 67-A = 3		
87320-H0522.....	67-A = 2	87370-H0520.....	67-A = 2
..... 67-A = 4 67-A = 4		
87320-H0700.....	79-A = 1 79-A = 2	
87320-H0701.....	79-A = 1	87370-H0521.....	67-A = 2
87320-15500.....	88 = 1 67-A = 4	
87320-20900.....	67 = 2 79-A = 2	
87320-20901.....	67 = 2	87370-H0522.....	67-A = 2
87320-20910.....	67 = 2 67-A = 5	
87320-20911.....	67 = 2	87370-H0700.....	79-A = 1
87320-20912.....	67 = 2	87370-H0701.....	79-A = 1
87320-27703.....	67 = 3	87370-15500.....	88 = 1
87331-18205.....	67-A = 5	87370-20900.....	67 = 3
..... 67-A = 6	87370-20901.....	67 = 3	
..... 79-A = 2	87370-20910.....	67 = 3	
87331-18206.....	67-A = 5	87370-20911.....	67 = 3
..... 67-A = 6	87370-20912.....	67 = 3	
..... 79-A = 3	87370-27703.....	67 = 3	
87331-18207.....	67-A = 5	87381-18205.....	67-A = 5
..... 67-A = 6 67-A = 6		
87350-H0200.....	88-A = 1 79-A = 2	
87350-13500.....	88 = 1	87381-18206.....	67-A = 5

REVISED: SEPTEMBER, 1971

-150-

Printed in Japan

NISSAN MOTOR CO., LTD.
INDEX (CLASSIFIED BY PARTS NO.)

PUB NO. C-953E

PART NO.	PAGE	PART NO.	PAGE
..... 67-A = 6	87500-20900.....	67 = 4	
..... 79-A = 3 67-A = 7		
87381-18207.....	67-A = 5 111 = 1	
..... 67-A = 6	87500-20901.....	67 = 4	
87400-RSDMK.....	67-A = 7 79 = 2	
87400-25801.....	111 = 2 79-A = 3	
87403-25800.....	111 = 2	87500-24800.....	67 = 5
87404-25800.....	111 = 2 67-A = 7	
87405-25800.....	111 = 2 88 = 1	
8740A-25800.....	111 = 2 88-A = 1	
87407-25800.....	111 = 2	87500-24900.....	67 = 4
8740A-25800.....	111 = 2 67-A = 7	
87412-25800.....	111 = 2 111 = 1	
87413-25800.....	111 = 2	87500-24901.....	67 = 4
87415-25800.....	111 = 2 79 = 2	
8741A-25800.....	111 = 2 79-A = 3	
87417-25800.....	111 = 2	87509-18000.....	67 = 5
87418-25800.....	111 = 2 67-A = 7	
87420-25800.....	111 = 2 79 = 2	
87450-RSDMK.....	67-A = 7 79-A = 3	
87450-25801.....	111 = 2 111 = 1	
87454-25800.....	111 = 2	87550-20900.....	67 = 4
87455-25800.....	111 = 2 67-A = 7	
87470-25800.....	111 = 2	87550-20901.....	67 = 4
87500-18000.....	79 = 2 79 = 2	
87500-18100.....	79 = 2 79-A = 3	

REVISED: SEPTEMBER, 1971

-151-

Printed in Japan

K14

PUB NO. C-053E

 NISSAN MOTOR CO., LTD.
 INDEX (CLASSIFIED BY PARTS NO.)

PART NO.	PAGE	PART NO.	PAGE
87550-24800.....	67- 5 67-A- 3	
..... 67-A- 7		87620-H0501.....	67-A- 1
..... 88- 1	 67-A- 3	
..... 88-A- 1		87620-H0520.....	67-A- 2
87550-24900.....	67- 4 67-A- 5	
..... 67-A- 7	 79-A- 2	
87550-24901.....	67- 4	87620-H0521.....	67-A- 2
..... 79- 2	 67-A- 5	
..... 79-A- 3	 79-A- 2	
87600-G0200.....	88-A- 1	87620-H0522.....	67-A- 3
87606-18200.....	67- 4 67-A- 5	
..... 67-A- 6		87620-H0700.....	79-A- 1
..... 79- 1		87620-H0701.....	79-A- 1
..... 79-A- 3		87620-15500.....	88- 1
87616-18200.....	67- 4	87620-18001.....	67- 3
..... 67-A- 6		87620-18002.....	67- 3
..... 79- 1		87620-18204.....	67- 3
..... 79-A- 3		87620-18205.....	67- 3
..... 111- 1		87620-18206.....	67- 3
87617-18200.....	67- 4	87620-27702.....	67- 2
..... 67-A- 6		87650-G0200.....	88-A- 1
..... 79- 1		87650-15500.....	88- 1
..... 79-A- 3		87670-G0200.....	88-A- 1
..... 111- 2		87670-H0500.....	67-A- 1
87620-G0200.....	88-A- 1 67-A- 4	
87620-H0500.....	67-A- 1	87670-H0501.....	67-A- 1

REVISED: SEPTEMBER, 1971

-152-

Printed in Japan

 NISSAN MOTOR CO., LTD.
 INDEX (CLASSIFIED BY PARTS NO.)

PUB NO. C-053E

PART NO.	PAGE	PART NO.	PAGE
..... 67-A- 4		88300-H0421.....	74-A- 5
87670-H0520.....	67-A- 3	88300-H0500.....	67-C- 1
..... 67-A- 5		88300-H0501.....	67-C- 1
..... 79-A- 2		88300-H0520.....	67-C- 1
87670-H0521.....	67-A- 3	88300-H0521.....	67-C- 1
..... 67-A- 5		88300-H0522.....	67-C- 1
..... 79-A- 2		88300-H0600.....	67-C- 1
87670-H0522.....	67-A- 3	88300-H0601.....	67-C- 1
..... 67-A- 5		88300-H0620.....	67-C- 2
87670-H0700.....	79-A- 1	88300-H0621.....	67-C- 2
87670-H0701.....	79-A- 1	88300-H0622.....	67-C- 2
87670-15500.....	88- 1	88300-H0701.....	79-A- 5
87670-18001.....	67- 4	88300-18003.....	67-B- 1
87670-18002.....	67- 3	88300-18004.....	67-B- 1
87670-18204.....	67- 4	88300-18103.....	79- 2
87670-18205.....	67- 4	88300-18104.....	79- 2
87670-18206.....	67- 4	88300-18204.....	67-B- 1
87670-27702.....	67- 3	88300-18205.....	67-B- 1
87700-H0106.....	113- 1	88300-18206.....	67-B- 1
88119-18100.....	74- 5	88300-18306.....	79- 3
..... 79-A- 6		88300-18307.....	79- 3
..... 112- 1		88300-25100.....	67-B- 1
88121-18100.....	79-A- 6	88300-25101.....	67-B- 1
88300-H0321.....	112- 1	88300-25110.....	67-B- 1
88300-H0400.....	79-A- 5	88300-25111.....	67-B- 1
88300-H0420.....	79-A- 5	88300-25112.....	67-B- 1

REVISED: SEPTEMBER, 1971

-153-

Printed in Japan

K15

PUB NO. C-053E

NISSAN MOTOR CO., LTD.
INDEX (CLASSIFIED BY PARTS NO.)

PART NO.	PAGE	PART NO.	PAGE
86300-27701.....	67-B- 1	86600-H0501.....	67-C- 2
86300-27702.....	67-B- 1	86600-H0520.....	67-C- 2
86300-27711.....	67-B- 1	86600-H0521.....	67-C- 2
86300-27712.....	67-B- 1	86600-H0522.....	67-C- 2
86300-27713.....	67-B- 1	86600-H0701.....	79-A- 5
86320-H0101.....	67-C- 1	86600-18002.....	67-B- 2
86320-H0120.....	67-C- 1	86600-18004.....	67-B- 2
86320-H0121.....	67-C- 1	86600-18103.....	79- 3
86320-H0201.....	67-C- 2	86600-18104.....	79- 3
86320-H0220.....	67-C- 2	86600-18202.....	67-B- 2
86320-H0221.....	67-C- 2	86600-18203.....	67-B- 2
86320-H0400.....	79-A- 5	86600-18204.....	67-B- 2
86320-H0420.....	79-A- 5	86600-18304.....	79- 3
86320-H0421.....	79-A- 5	86600-18305.....	79- 3
86320-H0500.....	67-C- 1	86600-27701.....	67-B- 2
86320-H0522.....	67-C- 1	86600-27702.....	67-B- 2
86320-H0600.....	67-C- 1	86600-27710.....	67-B- 2
86320-H0622.....	67-C- 2	86600-27711.....	67-B- 2
86320-H0701.....	79-A- 5	86600-27712.....	67-B- 2
86342-18100.....	79- 3	86620-H0101.....	67-C- 2
.....	79-A- 6	86620-H0120.....	67-C- 2
86600-H0321.....	112- 1	86620-H0121.....	67-C- 3
86600-H0403.....	79-A- 5	86620-H0400.....	79-A- 5
86600-H0420.....	79-A- 5	86620-H0420.....	79-A- 6
86600-H0421.....	79-A- 5	86620-H0421.....	79-A- 6
86600-H0500.....	67-C- 2	86620-H0500.....	67-C- 2

REVISED: SEPTEMBER, 1971

-154-

Printed in Japan

NISSAN MOTOR CO., LTD.
INDEX (CLASSIFIED BY PARTS NO.)

PUB NO. C-053E

PART NO.	PAGE	PART NO.	PAGE
86420-H0522.....	67-C- 3	86652-H0420.....	79-A- 7
86420-H0701.....	79-A- 5	86653-H0420.....	79-A- 7
86431-25701.....	112- 1	86660-27700.....	67-B- 2
86441-25700.....	112- 1	67-C- 3
86442-18100.....	79- 3	86611-10900.....	74- 5
.....	79-A- 6	79-A- 6
86443-25700.....	112- 1	112- 1
86444-18100.....	79- 3	86620-H0125.....	67-C- 3
.....	79-A- 7	86620-H0325.....	113- 1
.....	112- 1	86620-25725.....	113- 1
86445-18100.....	79- 3		
.....	79-A- 7		
86445-25700.....	112- 1		
86446-18100.....	79-A- 6		
.....	112- 2		
86446-18101.....	79- 3		
.....	79-A- 6		
.....	79-A- 7		
.....	112- 2		
86447-18100.....	79- 3		
.....	79-A- 7		
86448-18100.....	79- 3		
.....	79-A- 7		
86449-18100.....	79- 3		
.....	79-A- 7		
86451-H0420.....	79-A- 7		

REVISED: SEPTEMBER, 1971

-155-

Printed in Japan

K16

PUB NO. C-023E

NISSAN MOTOR CO., LTD.
INDEX (CLASSIFIED BY PARTS NO.)

PART NO.	PAGE	PART NO.	PAGE
90000		90565-18101.....	78- 5
90100-15401.....	89- 2	90565-18102.....	78- 5
90100-15450.....	89- 2	90590-18100.....	78- 5
90100-18100.....	78- 1	90600-18101.....	78- 5
90100-27000.....	78- 1	90605-18102.....	78- 2
90112-27000.....	78- 1	90605-27000.....	78- 2
90310-20900.....	78- 1	90605-10900.....	79- 4
90313-20900.....	78- 1	90812-18100.....	78- 2
90320-18300.....	78- 1	90812-18101.....	78- 2
90321-18300.....	78- 1	90812-27000.....	78- 2
90322-18300.....	78- 1	90812-27020.....	78- 2
90400-10400.....	78- 1	90813-18100.....	78- 2
90400-18101.....	78- 1	90813-27000.....	78- 2
90400-27000.....	78- 1	90813-27020.....	78- 2
90401-15401.....	89- 2	90814-18101.....	78- 2
90401-18101.....	78- 1	90814-27000.....	78- 2
90401-27000.....	78- 1	90816-18100.....	78- 3
90502-15400.....	89- 2	90816-27020.....	78- 3
90502-18101.....	78- 4	90816-18100.....	78- 3
90502-27000.....	78- 4	90818-27000.....	78- 3
90522-22901.....	78- 3	90821-18101.....	78- 4
90522-22901.....	78- 3	90832-18100.....	78- 3
90524-22901.....	78- 2	90833-18100.....	78- 3
90524-22901.....	78- 2	90834-18100.....	78- 3
90524-27000.....	78- 3	90900-18101.....	78- 4
		90911-15400.....	89- 2

REVISED: SEPTEMBER, 1971

-156-

Printed in Japan

NISSAN MOTOR CO., LTD.
INDEX (CLASSIFIED BY PARTS NO.)

PUB NO. C-023E

PART NO.	PAGE	PART NO.	PAGE
90911-15401.....	89- 2	96400-27700.....	56- 2
90970-18100.....	78- 4	74- 6
93332-15402.....	89- 3	84- 3
93332-15403.....	89- 2	96401-00100.....	84- 3
93332-15404.....	89- 2	96401-18000.....	56- 2
93410-15401.....	89- 2	74- 6
93411-15401.....	89- 2	96401-25000.....	100- 2
96200-25700.....	109- 3	96401-27700.....	56- 2
96205-15401.....	90- 3	74- 6
96205-15401.....	90- 3	84- 3
96215-25701.....	109- 3	96500-10600.....	37- 1
96301-10800.....	81- 3	73- 1
96301-18001.....	52- 5	96500-25700.....	98- 2
.....	69- 5	96500-27700.....	37- 1
96301-27700.....	81- 3	73- 1
96302-18001.....	52- 5	96500-27701.....	37- 2
.....	69- 5	73- 1
96302-27700.....	81- 3	85- 1
96321-10300.....	100- 2	96501-11000.....	67- 4
96321-18001.....	56- 1	96501-21100.....	67-A- 6
.....	74- 5	96502-18001.....	58- 4
.....	84- 2	74- 3
96400-00100.....	84- 3	96502-25700.....	103- 2
96400-18001.....	56- 2	96700-18000.....	58- 1
.....	74- 5	59- 1
96400-25800.....	100- 2	74- 1

REVISED: SEPTEMBER, 1971

-157-

Printed in Japan

L1

NISSAN MOTOR CO., LTD.
INDEX (CLASSIFIED BY PARTS NO.)

PUB. NO. C-053E

PART NO.	PAGE	PART NO.	PAGE
.....100-	2		
96790-13600,.....	98- 1		
.....	74- 1		
96800-22200,.....	57- 3		
.....	73- 3		
.....	85- 2		
.....	97- 1		
96800-24900,.....	57- 3		
.....	73- 3		
.....	85- 2		
96901-H0302,.....	119- 1		
96901-15500,.....	89- 3		
96901-20900,.....	119- 1		
96906-15401,.....	89- 2		
96906-15500,.....	89- 2		

REVISED: SEPTEMBER, 1971

-150-

Printed in Japan

M1

ALPHABETICAL INDEX

PART NAME	GROUP NO.	PART NAME	GROUP NO.
A		Assist STRAP (COUPE).....	100
ABSORBER shock front.....	42	Assist STRAP (4-DOOR SEDAN).....	99
ABSORBER shock rear.....	48		
ACCELERATOR.....	22		
Accelerator WIRE.....	22		
Adjusting BAR alternator.....	18		
Air CLEANER (A10).....	8	B	
Air VENTILATOR (COUPE).....	96	Back door PANEL (VAN).....	78
Alternator BRACKET.....	18	Back MIRROR inside (COUPE).....	100
Alternator BRUSH (EXC. COUPE).....	15	Back MIRROR inside (PICK-UP).....	81
Alternator BRUSH (FOR COUPE).....	15A	Back MIRROR inside (SEDAN).....	56
Alternator BRUSH (HITACHI).....	14	Back MIRROR outside (COUPE).....	94
ALTERNATOR (EXC. COUPE).....	15	Back MIRROR outside on door (PICK-UP).....	81
ALTERNATOR (FOR COUPE).....	15A	Back MIRROR outside on fender (PICK-UP).....	81
ALTERNATOR (HITACHI).....	14	Back MIRROR outside (SEDAN).....	52
ANTENNA.....	25B	Back WINDOW GLASS (PICK-UP).....	89
ARM comp accelerator pedal.....	22	BADGE front fender (COUPE).....	93
ARMREST door (2-DOOR SEDAN).....	61	BADGE front fender (SEDAN).....	52
ARMREST door (4-DOOR SEDAN).....	52.65	BADGE front fender (VAN).....	69
ARMREST door (COUPE).....	108	BAR adjusting alternator.....	18
ARMREST door (VAN).....	76	BATTERY.....	18
ARMREST door PICK-UP.....	86	Battery BRACKET.....	18
ARM steering gear (L DRIVE).....	51A	BELT fan (A10).....	11
ARM steering gear (R DRIVE).....	51	BELT safety (PICK-UP).....	88,88A
ARM wiper.....	27	BELT safety rear seat (COUPE).....	113
ASH TRAY (PICK-UP).....	85	BELT safety (VAN).....	79,79A
ASH TRAY instrument (COUPE).....	97	Blade FAN (A10).....	11
ASH TRAY (SEDAN).....	57	Blank KEY master type.....	119
ASH TRAY (VAN).....	73	BLOCK cylinder (A10).....	1
ASH TRAY rear (2 DOOR SEDAN).....	58	BLOCK fuse.....	25
ASH TRAY rear (VAN).....	74	Body PANEL (VAN).....	80
Assistant SEAT (COUPE).....	111	Body side PANEL (VAN).....	80
Assistant SEAT (VAN).....	79,79A	BOX glove (COUPE).....	98
		BOX glove (PICK-UP).....	85

PART NAME	GROUP NO.	PART NAME	GROUP NO.
BOX glove (SEDAN).....	57	CARPET floor front (VAN).....	72
BOX glove (VAN).....	73	CARPET floor rear (COUPE).....	101A
BRACKET alternator.....	18	CARPET floor rear (SEDAN).....	55
BRACKET battery.....	18	CARPET floor rear (VAN).....	72
BRACKET engine uncoupling front.....	19	CARRIER gear.....	38
Brake DRUM front.....	43	CASE rear axle.....	45
Brake DRUM rear.....	45	CASE transmission (3-SPEED).....	34
BRAKE front.....	44	CASE transmission (4-SPEED).....	35
Brake PEDAL.....	41	CASE transmission (AUTOMATIC).....	36B
BRAKE rear.....	46	CHAIN camshaft (A10).....	4
BRUSH alternator (EXC. COUPE).....	15	CHAIN tensioner (A10).....	4
BRUSH alternator (FOR COUPE).....	15A	Cigarette LIGHTER.....	25
BRUSH alternator (HITACHI).....	14	Cigarette lighter KNOB.....	25
BUMPER front (COUPE).....	93	CLEANER air (A10).....	8
BUMPER front (PICK-UP).....	81	CLOCK.....	25B, 26A
BUMPER front (SEDAN).....	52	Cluster LID (COUPE).....	26A
BUMPER front (VAN).....	69	Clutch PEDAL.....	33
BUMPER rear (COUPE).....	109	Coat HANGER (2 DOOR SEDAN).....	58
BUMPER rear (VAN).....	78	COIL ignition.....	18
		Combination LAMP (COUPE).....	30C
		Combination LAMP (PICK-UP).....	30B
		Combination LAMP (SEDAN).....	30
		Combination LAMP (VAN).....	30A
		Combination METER.....	26A
		COMBINED instrument (COUPE).....	26A
		COMBINED instrument (EXC. COUPE).....	26
		CONNECTING ROD (A10).....	3
		CONTROL hood lock (SEDAN).....	54
		CONTROL hood lock (VAN).....	71
		COOLER room kit.....	25B
		Cover CLUTCH.....	32, 32A
		COVER cross member (VAN).....	74
		COVER pedal pad.....	33
		COVER rear wheel house (4-DOOR SEDAN).....	59

C

PART NAME	GROUP NO.	PART NAME	GROUP NO.
COVER road wheel front.....	43	CYLINDER trunk lock 7 licence plate lock (COUPE).....	115
COVER rocker valve (A10).....	2		
COVER shell inner (4-DOOR SEDAN).....	59		
COVER shell inner (VAN).....	74		
COVER timing chain (A10).....	1		
COVER wheel rear.....	45		
Cowl top GRILLE (PICK-UP).....	82		
Cowl top GRILLE (SEDAN).....	53		
Cowl top GRILLE (VAN).....	70		
Cowl top PANEL (COUPE).....	96		
Cowl top PANEL (PICK-UP).....	82		
Cowl top PANEL (SEDAN).....	53		
Cowl top PANEL (VAN).....	70		
CRANKSHAFT (A10).....	3		
CRANKSHAFT PULLEY (A10).....	3		
CRANKSHAFT sprocket (A10).....	3		
Cross MEMBER front seat (COUPE).....	101		
Cross MEMBER rear seat (COUPE).....	101		
CUSHION rear seat (VAN).....	79, 79A		
Cylinder BLOCK (A10).....	1		
CYLINDER brake master (SINGLE).....	41A		
CYLINDER brake master (2-DOOR SEDAN).....	41B		
CYLINDER clutch master.....	33A		
CYLINDER clutch operating.....	33B		
CYLINDER door lock (COUPE).....	107		
CYLINDER door lock (PICK-UP).....	87		
CYLINDER door lock (2-DOOR SEDAN).....	62		
CYLINDER door lock (VAN).....	77		
CYLINDER front door lock (4-DOOR SEDAN).....	64		
Cylinder HEAD (A10).....	2		
Cylinder LINER (A10).....	1		
Cylinder LOCK & KEY set (PICK-UP).....	91B		
Cylinder LOCK & KEY set (VAN).....	80B		

D

Dash INSULATOR (PICK-UP).....	84
Dash INSULATOR (SEDAN).....	55
Dash INSULATOR (VAN).....	72
Dash PANEL (COUPE).....	97
Dash PANEL (PICK-UP).....	82
Dash PANEL (SEDAN).....	53
Dash PANEL (VAN).....	70
Dash side TRIM (PICK-UP).....	84
Dash side TRIM (SEDAN).....	55
Dash side TRIM (VAN).....	72
DEFOGGER rear window.....	25
Defogger rear window SWITCH.....	25
Disc CLUTCH.....	32, 32A
DISTRIBUTOR (HITACHI).....	12
DOOR front (4-DOOR SEDAN).....	63
Door lock CYLINDER (2-DOOR SEDAN).....	62
Door LOCK & REGULATOR (PICK-UP).....	87
Door LOCK & REGULATOR.....	62
Door LOCK & REGULATOR (2-DOOR SEDAN).....	64
Door LOCK & REGULATOR, rear (4-DOOR SEDAN).....	66
Door LOCK & REGULATOR (VAN).....	77
Door LOCK & remote CONTROL (COUPE).....	107
Door lock STRIKER (2-DOOR SEDAN).....	62
Door PANEL (COUPE).....	106
Door PANEL (2-DOOR SEDAN).....	61

PART NAME	GROUP NO.	PART NAME	GROUP NO.
GAUGE fuel tank (PICK-UP).....	21A	Glove box LID (PICK-UP).....	85
GAUGE fuel tank (SEDAN).....	20	Glove box LID (SEDAN).....	57
GAUGE fuel tank (VAN).....	21	Glove box LID (VAN).....	73
GAUGE oil level (A10).....	1	Glove BOX (PICK-UP).....	85
GAUGE water temperature (EXC. COUPE)...	26	Glove BOX (SEDAN).....	57
Gear CARRIER.....	38	Glove BOX (VAN).....	73
GEAR steering.....	49	GRILLE cowl top (COUPE).....	96
GEAR transmission (3-SPEED).....	34A	GRILLE cowl top (PICK-UP).....	82
GEAR transmission (4-SPEED).....	35A	GRILLE cowl top (SEDAN).....	53
GLASS back door window (VAN).....	78	GRILLE cowl top (VAN).....	70
GLASS back window (PICK-UP).....	89	GRILLE radiator (COUPE).....	93
GLASS door ventilator (COUPE).....	108	GRILLE radiator (PICK-UP).....	81
GLASS door VENTILATOR.....	63	GRILLE radiator (SEDAN).....	52
(4-DOOR SEDAN)		GRILLE radiator (VAN).....	69
GLASS door ventilator (PICK-UP).....	86		
GLASS door window (COUPE).....	108		
GLASS door window (2-DOOR SEDAN).....	61		
GLASS door window (PICK-UP).....	86		
GLASS door window (VAN).....	77		
GLASS front door window.....	64		
(4-DOOR SEDAN)			
GLASS partition rear door.....	65		
(4-DOOR SEDAN)			
GLASS rear door window (4-DOOR SEDAN).....	66		
GLASS rear window (SEDAN).....	60		
GLASS side window (2-DOOR SEDAN).....	60		
GLASS side window front (VAN).....	75		
GLASS ventilator (2-DOOR SEDAN).....	61		
GLASS ventilator (VAN).....	76		
GLASS window rear (VAN).....	75		
GLASS windshield (COUPE).....	98		
GLASS windshield (SEDAN).....	56		
GLASS windshield (PICK-UP).....	86		
Glove BOX (COUPE).....	98		
Glove BOX LID (COUPE).....	98		

H

Hand BRAKE (L DRIVE & COUPE).....	40A
Hand BRAKE (R DRIVE EXC. COUPE).....	40
Hand LEVER.....	39A
Hand LEVER (3-SPEED).....	39
HANDLE back door window (VAN).....	78
HANDLE door inside (PICK-UP).....	87
HANDLE door inside (VAN).....	77
HANDLE door outside (COUPE).....	107
HANDLE door ventilator (COUPE).....	87
HANDLE door window regulator (COUPE)...	107
HANDLE door window regulator.....	62
(2-DOOR SEDAN)	
HANDLE door window regulator.....	87
(PICK-UP)	
HANDLE door window regulator (VAN).....	77
HANDLE front door inside.....	64
(4-DOOR SEDAN)	

PART NAME	GROUP NO.	PART NAME	GROUP NO.
HANDLE front door outside.....	64	Hood HINGE (SEDAN).....	53
(4-DOOR SEDAN)		Hood HINGE (VAN).....	70
HANDLE front door window regulator.....	64	Hood lock CONTROL (COUPE).....	95
(4-DOOR SEDAN)		Hood lock CONTROL (PICK-UP).....	83
HANDLE inside door (2-DOOR SEDAN).....	62	Hood lock CONTROL (SEDAN).....	54
HANDLE outside door (2-DOOR SEDAN).....	67	Hood lock CONTROL (VAN).....	71
HANDLE pull, door (PICK-UP).....	86	Hood PANEL (COUPE).....	94
HANDLE pull, door (2-DOOR SEDAN).....	61	HORN electric.....	25
HANDLE pull, door (4-DOOR SEDAN).....	52.65		
HANDLE rear door inside.....	66		
(4-DOOR SEDAN)			
HANDLE rear door outside.....	66		
(4-DOOR SEDAN)			
HANDLE rear door window regulator.....	66		
(4-DOOR SEDAN)			
HANDLE side window (COUPE).....	103A		
HANDLE side window (2-DOOR SEDAN).....	60		
HANDLE side window (VAN).....	75		
HANDLE spare wheel clamp (COUPE).....	110		
HANDLE spare wheel clamp (SEDAN).....	60		
HANDLE tail gate lock (PICK-UP).....	89		
HANDLE trunk lid (COUPE).....	109		
HANGER coat (2-DOOR SEDAN).....	58		
HANGER spare wheel (PICK-UP).....	91		
HANGER spare wheel (VAN).....	80A		
HEAD cylinder (A10).....	2		
Head LAMP.....	29		
Head lamp LIM (COUPE).....	93		
HEADLINING (2-DOOR SEDAN).....	58		
HEADLINING (COUPE).....	100		
HEADLINING (VAN).....	74		
HEATER room kit.....	25A		
HINGE hood (PICK-UP).....	82		
HINGE hood (SEDAN).....	53		
HINGE hood (VAN).....	70		
Hood HINGE (PICK-UP).....	82		

I

IDLER steering gear (L DRIVE).....	51A
IDLER steering gear (R DRIVE).....	51
Ignition Coil.....	18
Ignition SWITCH.....	25
Ignition SWITCH (COUPE).....	115
Instrument COMBINED (COUPE).....	26A
Instrument COMBINED (EXC. COUPE).....	26
Instrument PAD (COUPE).....	98
Instrument PAD (PICK-UP).....	85
Instrument PAD (SEDAN).....	57
Instrument PAD (VAN).....	73
Instrument PANEL (COUPE).....	97
Instrument PANEL (PICK-UP).....	85
Instrument PANEL (SEDAN).....	57
Instrument PANEL (VAN).....	73
INSULATOR carburetor (A10).....	5
INSULATOR dash (COUPE).....	98
INSULATOR dash (PICK-UP).....	84
INSULATOR dash (SEDAN).....	55
INSULATOR dash (VAN).....	72
INSULATOR engine mounting front.....	19

PART NAME	GROUP NO.	PART NAME	GROUP NO.
INSULATOR engine mounting rear	19	LAMP parking & turn signal.....	29
INSULATOR front floor (COUPE).....	101A	LAMP reverse	31
INSULATOR floor front (PICK-UP).....	84	LAMP room	31
INSULATOR floor front (SEDAN).....	55	LAMP side flasher	29
INSULATOR floor front (VAN).....	72	LAMP side marker.....	29
INSULATOR floor rear (COUPE).....	101A	LEVER hand (3-SPEED).....	39
INSULATOR floor rear (SEDAN).....	55	LEVER hand (AUTOMATIC).....	39A
INSULATOR floor rear (VAN).....	72	Licence LAMP.....	31
INSULATOR rear seat (SEDAN).....	55	LID cluster (COUPE).....	26A
INSULATOR rear seat (VAN).....	72	LID fuel filler (SEDAN).....	60
INSULATOR tonnel, front (COUPE).....	101A	LID gas filler (PICK-UP).....	90
		LID glove box (COUPE).....	98
		LID glove box (PICK-UP).....	85
		LID glove box (SEDAN).....	57
		LID glove box (VAN).....	73
		LID trunk (SEDAN).....	60
K		LIGHTER cigarette	25
Kicking PLATE (VAN).....	74	Lighting SWITCH	25
KIT engine gasket, regind (A10).....	0	Lighting switch KNOB	25
KIT engine gasket, repair (A10).....	0	LINER cylinder (A10).....	1
KNOB cigarette lighter	25	LOCK licence plate (COUPE).....	115
KNOB fog lamp switch.....	25	LOCK trunk lid (COUPE).....	115
KNOB lighting switch.....	25		
		M	
L		MANIFOLD exhaust (A10).....	5
LAMP combination (COUPE).....	30C	MANIFOLD intake (A10).....	5
LAMP combination (PICK-UP).....	30B	MARK rear (SEDAN).....	60
LAMP combination (SEDAN).....	30	MARK rear (VAN).....	78
LAMP combination (VAN).....	30A	MARK trunk lid (COUPE).....	114
LAMP fog.....	31	MASK radio (COUPE).....	98
LAMP head	29	MAT floor front (PICK-UP).....	84
LAMP licence.....	31		

PART NAME	GROUP NO.		PART NAME	GROUP NO.
MAT floor front (SEDAN).....	55			
MAT floor front (VAN).....	72			
MAT floor rear (SEDAN).....	55		N.C.S.SEALER.....	119
MAT floor rear (VAN).....	72		NISSAN LONG LIFE COOLANT.....	119
MAT trunk room (SEDAN).....	60			
MEMBER cross seat front (COUPE).....	101			
MEMBER cross seat rear (COUPE).....	101			
MEMBER rear side (COUPE).....	101			
METER combination	26A			
MIRROR back inside (COUPE).....	100		O	
MIRROR back inside (SEDAN).....	56		Oil PAN (A10).....	1
MIRROR back outside (VAN).....	69		Oil pressure SWITCH.....	25
Model NO. PLATE.....	119		Oil PUMP with oil filter (A10).....	6
MOTOR starter (HITACHI).....	16		Oil STRAINER (A10).....	6
MOTOR windshield wiper.....	27		ORNAMENT front (VAN).....	69
MOULDING back door window (VAN).....	78		ORNAMENT radiator grille (COUPE).....	114
MOULDING body side sill (COUPE).....	103		ORNAMENT radiator grille (SEDAN).....	52
MOULDING body side sill (VAN).....	69		ORNAMENT radiator grille (VAN).....	69
MOULDING front windshield (VAN).....	69		ORNAMENT rear corner (SEDAN).....	52
MOULDING rear window (COUPE).....	105		ORNAMENT trunk lid (COUPE).....	114
MOULDING rear window (SEDAN).....	60		OUTLET water (A10).....	2
MOULDING roof drip (COUPE).....	103			
MOULDING roof drip (VAN).....	69			
MOULDING side window rear (VAN).....	75			
MOULDING windshield (COUPE).....	99		P	
MOULDING windshield (SEDAN).....	56		Package TRAY (COUPE).....	97
Mud GUARD front fender (COUPE).....	94		PAD instrument (COUPE).....	98
Mud GUARD, front (VAN).....	69		PAD instrument (PICK-UP).....	85
MUFFLER.....	23		PAD instrument (SEDAN).....	57
			PAD instrument (VAN).....	73
			PANEL back door (VAN).....	76
			PANEL body (VAN).....	80
			PANEL body side front (PICK-UP).....	90
			PANEL body side inner (COUPE).....	102

PART NAME	GROUP NO.	PART NAME	GROUP NO.
PANEL body side shell (COUPE).....	102	PAN oil (A10)	1
PANEL body side (VAN).....	80	Parking & turn signal LAMP	29
PANEL cowl top (COUPE).....	96	Partition GLASS rear door (4-DOOR SEDAN).....	65
PANEL cowl top (PICK-UP).....	82	Passing lamp SWITCH.....	25
PANEL cowl top (SEDAN).....	53	PEDAL accelerator.....	22
PANEL cowl top (VAN).....	70	PEDAL brake.....	41
PANEL dash (COUPE).....	97	PEDAL clutch.....	33
PANEL dash (PICK-UP).....	82	PINION speedometer (3-SPEED).....	34
PANEL dash (SEDAN).....	53	PINION speedometer (4-SPEED).....	35
PANEL dash (VAN).....	70	FLY-STOP with pin (A10).....	3
PANEL door (2-DOOR SEDAN).....	61	PLATE camshaft (A10).....	4
PANEL door (COUPE).....	106	PLATE kicking (VAN).....	74
PANEL door (PICK-UP).....	86	PLUG spark.....	18
PANEL door (VAN).....	76	POCKET rear side (VAN).....	74
PANEL front apron (COUPE).....	93	Propeller SHAFT.....	37
PANEL front apron (VAN).....	80	PULLEY fan & water pump (A10).....	11
PANEL front (COUPE).....	102	PULLEY crankshaft (A10).....	3
PANEL front pillar inner (COUPE).....	102	Pull HANDLE door (PICK-UP).....	86
PANEL hood (COUPE).....	94	Pull HANDLE door (VAN).....	76
PANEL hood (PICK-UP).....	82	Pull HANDLE front door (4-DOOR SEDAN).....	63
PANEL hood (SEDAN).....	53	Pull HANDLE rear door (4-DOOR SEDAN).....	64
PANEL hood (VAN).....	70	PUMP fuel (A10).....	9
PANEL instrument (COUPE).....	97	PUMP oil (A10).....	6
PANEL instrument (PICK-UP).....	85	PUMP water (A10).....	11
PANEL instrument (SEDAN).....	57		
PANEL instrument (VAN).....	73		
PANEL rear center (PICK-UP).....	90		
PANEL rear door (4-DOOR SEDAN).....	65		
PANEL rear wheel house (PICK-UP).....	90		
PANEL roof (COUPE).....	100		
PANEL roof (VAN).....	80		
PANEL tail gate (PICK-UP).....	90		
PANEL trunk lid (COUPE).....	109		
PANEL wheel house (VAN).....	80		

R

Radiator GRILLE (COUPE).....	93
Radiator GRILLE (PICK-UP).....	81
Radiator GRILLE (SEDAN).....	52
Radiator GRILLE (VAN).....	69

PART NAME	GROUP NO.	PART NAME	GROUP NO.
RADIO	25B	Road WHEEL front.....	43
Radio MASK (COUPE)	98	Road WHEEL rear.....	45
Rear axle CASE.....	45	ROCKER valve (A10).....	4
Rear BRAKE.....	46	Rocker valve COVER (A10).....	2
Rear BUMPER (COUPE).....	109	Rod connecting (A10).....	3
Rear BUMPER (PICK-UP).....	89	Roof PANEL (COUPE).....	100
Rear BUMPER (VAN).....	78	Roof PANEL (PICK-UP).....	90
Rear DOOR PANEL (4-DOOR SEDAN).....	65	Roof PANEL (VAN).....	80
Rear DOOR SASH (4-DOOR SEDAN).....	65	Room LAMP	31
Rear EXTENSION (3-SPEED).....	34		
Rear EXTENSION (4-SPEED).....	35		
Rear FENDER (COUPE).....	104		
Rear FLOOR (COUPE).....	101		
Rear SEAT (COUPE).....	112		
Rear SEAT (VAN).....	79,79A		
Rear SPRING suspension	48		
Rear wheel HOUSE (COUPE).....	104		
Rear window GLASS (SEDAN).....	60		
REGISTOR ignition	18		
REGULATOR door window (2-DOOR SEDAN).....	62		
REGULATOR door window (COUPE).....	107		
REGULATOR door window (PICK-UP).....	67		
REGULATOR rear door window (VAN).....	77		
REGULATOR rear door window (4-DOOR SEDAN).....	66		
REGULATOR voltage.....	18		
RESERVOIR brake oil.....	33A		
RESERVOIR brake oil (SINGLE).....	41A		
RESERVOIR brake oil (TANDEM).....	41B		
Reverse LAMP.....	31		
Reverse lamp SWITCH	25		
RIM head lamp (COUPE).....	105		
Road wheel CAP front.....	43		
Road wheel COVER front.....	43		

S

Safety BELT (PICK-UP).....	88,88A
Safety BELT rear seat (COUPE).....	113
Safety BELT (VAN).....	79,79A
SASH door window (2-DOOR SEDAN).....	61
SASH door window (COUPE).....	106
SASH door window (PICK-UP).....	61
SASH door window (VAN).....	76
SASH front door window (4-DOOR SEDAN).....	63
SASH rear window (SEDAN).....	60
SASH side window (COUPE).....	103A
SASH side window (2-DOOR SEDAN).....	60
SASH side window, front (VAN).....	75
SEAT assistant (COUPE).....	111
SEAT assistant (VAN).....	79,79A
SEAT cushion assist (PICK-UP).....	88,88A
SEAT cushion driver (PICK-UP).....	88,88A
SEAT driver (PICK-UP).....	88,88A
SEAT driver (VAN).....	79,79A
SEAT driver reclining (COUPE).....	111

PART NAME	GROUP NO.	PART NAME	GROUP NO.
SEAT front (COUPE).....	111	Steering WHEEL	50
SEAT rear (COUPE).....	112	Steering WHEEL (OPTION COUPE).....	50A
SHAFT flexible (COUPE).....	26A	Stop lamp SWITCH	25,47
SHAFT flexible speedometer (EXC COUPE).....	26	STRAINER fuel (A10).....	10
SHAFT propeller.....	37	STRAINER oil (A10).....	6
SHROUD radiator lower.....	24	STRAP assist (COUPE).....	100
SHROUD radiator upper.....	24	STRAP assist (SEDAN).....	58,59
SHROUD valve inner (A10).....	4	STRAP exhaust hanger.....	23
Side flasher LAMP.....	29	STRIKER door lock (2-DOOR SEDAN).....	61
Side marker LAMP.....	29	STRIKER door lock (PICK-UP).....	87
Side window GLASS (2-DOOR SEDAN).....	60	STRIKER door lock (VAN).....	77
Side window GLASS front (VAN).....	75	SUN VISOR (COUPE).....	100
Side window GLASS rear (VAN).....	75	SUNVISOR (PICK-UP).....	84
Side window SASH (2-DOOR SEDAN).....	60	SUNVISOR (SEDAN).....	56
SLIDE driver, reclining (VAN).....	79,79A	SUPPORT radiator grille (PICK-UP).....	82
SLIDE driver seat (SEDAN).....	67,67A	SUPPORT radiator grille (SEDAN).....	53
SLIDE driver seat (VAN).....	79,79A	SUPPORT radiator grille (VAN).....	70
SLIDE seat (PICK-UP).....	88,88A	SWITCH defogger rear window.....	25
SLINGER engine (A10).....	1,2	SWITCH door.....	25
Spark PLUG.....	18	SWITCH fog lamp.....	25
Spare wheel HANGER (VAN).....	80A	SWITCH ignition.....	25
SPEEDOMETER (COUPE).....	26A	SWITCH ignition (COUPE).....	115
SPEEDOMETER (EXC COUPE).....	26	SWITCH ignitio starter.....	115
Speedometer PINION (3-SPEED).....	34	SWITCH lighting.....	25
Speedometer PINION (4-SPEED).....	35	SWITCH oil pressure.....	25
SPRING front suspension.....	42	SWITCH passing lamp.....	25
SPRING rear suspension.....	48	SWITCH reverse lamp.....	25
SPROCKET camshaft (A10).....	4	SWITCH stop lamp.....	25,47
Starter MOTOR (HITACHI).....	16	SWITCH turn signal & dimmer.....	25
Steering GEAR.....	49	SWITCH windshield washer.....	28
Steering gear ARM (L DRIVE).....	51A	SWITCH wiper.....	25
Steering gear ARM (R DRIVE).....	51		
Steering gear IDLER (L DRIVE).....	51A		
Steering gear IDLER (R DRIVE).....	51		

PART NAME	GROUP NO.	PART NAME	GROUP NO.
T			
TACHOMETER (COUPE).....	26A	VENTILATOR air (COUPE).....	96
Tail gate PANEL (PICK-UP).....	89	VENTILATOR door (2-DOOR SEDAN).....	61
TANK fuel (COUPE).....	21B	VENTILATOR door glass (COUPE).....	106
TANK fuel (PICK-UP).....	21A	VENTILATOR door glass (PICK-UP).....	86
TANK fuel (SEDAN).....	20	VENTILATOR door glass (VAN).....	74
TANK fuel (VAN).....	21	VENTILATOR front door (4-DOOR SEDAN).....	63
THERMOSTAT (A10).....	2	Ventilator GLASS (VAN).....	74
Tool KIT (COUPE).....	118	Voltage REGULATOR.....	18
Tool KIT (PICK-UP).....	117		
Tool KIT (SEDAN & VAN).....	116		
Transmission CASE (3-SPEED).....	34	W	
Transmission CASE (4-SPEED).....	35	WASHER Windshield.....	28
Transmission CASE (AUTOMATIC).....	36B	Water PUMP (A10).....	11
TRAY package (COUPE).....	97	Water temperature GAUGE (EXC COUPE).....	26
TRIM center pillar (COUPE).....	103	WEATHERSTRIP back door window (VAN).....	78
TRIM cushion, assistant (PICK-UP).....	88,88A	WEATHERSTRIP back window glass.....	89
TRIM dash side (PICK-UP).....	84	(PICK-UP)	
TRIM dash side (SEDAN).....	55	WEATHERSTRIP door (2-DOOR SEDAN).....	61
TRIM dash side (VAN).....	72	WEATHERSTRIP door (PICK-UP).....	86
TRIMMING dash side (COUPE).....	98	WEATHERSTRIP door (VAN).....	76
TRIMMING trunk room (COUPE).....	110	WEATHERSTRIP door ventilator (COUPE).....	106
TRIMMING windshield pillar (COUPE).....	103	WEATHERSTRIP door ventilator.....	61
Trunk LID (SEDAN).....	60	(2-DOOR SEDAN)	
TUBE exhaust front.....	23	WEATHERSTRIP door ventilator (PICK-UP).....	86
Turn signal & dimmer SWITCH.....	25	WEATHERSTRIP door ventilator (VAN).....	76
		WEATHERSTRIP door window glass inside (VAN).....	76
		WEATHERSTRIP door window glass outside (VAN).....	76
		WEATHERSTRIP front door ventilator.....	63
		(4-DOOR SEDAN)	
		WEATHERSTRIP front door window.....	63
		(4-DOOR SEDAN)	
		WEATHERSTRIP partition glass.....	7
		(4-DOOR SEDAN)	
V			
VALVE exhaust (A10).....	4		
VALVE intake (A10).....	4		

M9

PART NAME	GROUP NO.	PART NAME	GROUP NO.
WEATHERSTRIP rear window (COUPE)	105	Wiper ARM	27
WEATHERSTRIP rear window (SEDAN)	60	WIPER switch	25
WEATHERSTRIP side window	60	WIRE accelerator	22
(2-DOOR SEDAN)			
WEATHERSTRIP side window, front (VAN)	75		
WEATHERSTRIP side window, rear (VAN)	75		
WEATHERSTRIP windshield front	99		
(COUPE)			
WEATHERSTRIP window glass inside	86		
(PICK-UP)			
WEATHERSTRIP window glass outside	86		
(PICK-UP)			
WEATHERSTRIP windshield (SEDAN)	63		
WELT body side (2 DOOR SEDAN)	58		
WELT body side (4-DOOR SEDAN)	59		
WELT body side (VAN)	74		
WELT roof rail (2 DOOR SEDAN)	58		
Wheel CAP rear	45		
Wheel COVER rear	45		
Wheel house PANEL (VAN)	80		
Wheel HOUSE rear (COUPE)	104		
WHEEL road front	43		
WHEEL road rear	45		
WASHER windshield	28		
WHEEL steering (OPTION COUPE)	50A		
Windshield GLASS (SEDAN)	56		
Windshield GLASS front (COUPE)	99		
Windshield GLASS front (PICK-UP)	86		
Windshield GLASS rear (COUPE)	105		
Windshield GLASS rear (SEDAN)	60		
Windshield GLASS rear (VAN)	78		
Windshield WASHER	28		
Windshield washer SWITCH	27		
Windshield WIPER drive	27		
Windshield wiper MOTOR	27		

REVISED: JUNE, 1970

- 14 -

Printed in Japan